

# 8 Things we do


## She's dancing

### AFTER-SCHOOL CLUBS:

OCTOBER – DECEMBER



Monday	Tuesday	Wednesday	Thursday	Friday
street dancing <input type="checkbox"/>	guitar lessons <input type="checkbox"/>	photo club <input type="checkbox"/>	tennis lessons <input type="checkbox"/>	running club <input type="checkbox"/>
cooking <input type="checkbox"/>	film club <input type="checkbox"/>	drawing club <input type="checkbox"/>	horse riding <input type="checkbox"/>	football club <input type="checkbox"/>



#### VOCABULARY

1 Match the activities to the after-school clubs.

a – running club

▶ 1.53 Listen and check. Then repeat.

2 Look at the after-school clubs and choose (✓) one club for you for each day.

Then work in groups of three. Talk about your after-school clubs. Take turns to speak.

I've got photo club on Wednesday.  
What have you got?

I've got photo club, too.

I haven't got photo club. I've got drawing.

#### LISTENING

3 ▶ 1.54 Listen and write the day for each photo.



**GRAMMAR Present continuous** + -

**4** Look at examples a and b from the recording. Match them to 1 and 2.

- a Suzy says: I'm looking at some photos of me in my after-school clubs.  
 b Suzy says: Look, I'm making a cake for my mum.  
 1 This is describing an action in a picture.  
 2 This is describing an action which is happening now.

→ Grammar reference page 144

**5** Make sentences from the words in the circles. Compare your sentences with your partner.

**Spelling**

cook + ing = cooking → He's cooking.  
 sit + t + ing = sitting → He's sitting on his bed.  
 make + ing = making → He's making films.

I'm you're  
 we're they're  
 he's she's it's


I'm not  
 you aren't we aren't  
 they aren't he isn't  
 she isn't it isn't

painting a picture  
 writing a letter  
 swimming kicking a ball  
 cooking a pizza  
 riding a horse

**6** 1.55 Look at the picture and listen to the sentences.

Say *yes* or *no* for each sentence.

- 0 yes  
 1  
 2  
 3  
 4  
 5  
 6  
 7



**READING AND WRITING**


**7** Read Martin's blog for the week. What's his favourite after-school activity?

**About you**

**8** Write a computer blog about you. Use Martin's blog to help you.

Day: Friday 14 October. Time: 18:43

I'm at home and I'm sitting on my bed. I've got new activities after school every day. I like making films. It's really cool. I don't like the swimming club. I want to change to cooking. Then I can eat lots! I'm always hungry. Text me. I'm bored!  
 Martin



# Are you making lunch?

## READING AND VOCABULARY

1 What are they doing? Read the story and complete the sentences.

- 1 Nat is .....
- 2 Katie is .....
- 3 Jason is .....



**Sally:** Katie? Can you help me?  
**Katie:** Sorry, Mum, I can't.  
**Sally:** Are you doing your homework?  
**Katie:** No, I'm not. I'm washing Toby!



**Sally:** Nat? Can you help me?  
**Nat:** Sorry, Mum, I can't. I'm in my bedroom.  
**Sally:** Are you making your bed?  
**Nat:** Yes, I am.



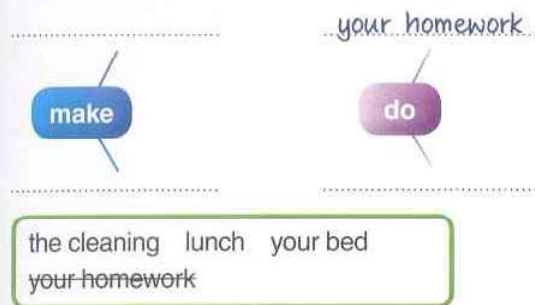
**Sally:** Jason, can you help me?  
**Jason:** Sorry, Sally, I can't. I'm in the kitchen.  
**Sally:** What are you doing? Are you doing the cleaning?  
**Jason:** No, I'm not. I'm cooking. I'm making lunch!



Oh dear! I've got the new TV in the car ... It's very big ...



2 Read the story again and complete the diagram with words from the box.



**About you**

3 What do you do in your house? Make a list and compare with your partner.

- clean my bedroom*
- wash the car*

**GRAMMAR Present continuous ?**

4 Read the story again. First complete the table with Sally's questions (Q). Then write the answers (A) to Sally's questions in the table.

Q: Are you ..... your bed?
A: .....
Q: Are you doing your ..... ?
A: .....
Q: Are you ..... the cleaning?
A: .....

→ Grammar reference page 144

1.57 Listen and check.

5 Complete the sentences with the verbs (in brackets).

- 0 Are you making (make) your bed?  
No, I'm not.
- 1 ..... Lucy ..... (clean) her bedroom?  
Yes, .....
- 2 ..... you ..... (make) a cake?  
No, .....
- 3 ..... they ..... (eat) lunch?  
No, .....
- 4 ..... Peter ..... (wash) the car?  
Yes, .....

**PRONUNCIATION Yes / No questions**

6 1.58 Listen and repeat the questions.

A: Are you washing the car?  
B: No, we aren't.

B: Is Nat helping in the kitchen?  
A: Yes, he is.

7 Look at the story again for one minute. Then close your book. Ask and answer with your partner.

A: Is Nat doing his homework?  
B: Yes, he is.  
A: No, he isn't. He's making his bed.

B: Is Jason making lunch?  
A: Yes, he is.  
B: Right!

8 Work in groups of four. Act the story.

**SPEAKING**

9 Work in groups of three.

Student A mimes an activity. Students B and C ask questions to guess the activity.

- B: Are you running?
- A: No, I'm not.
- C: Are you riding a horse?
- A: Yes, I am!

