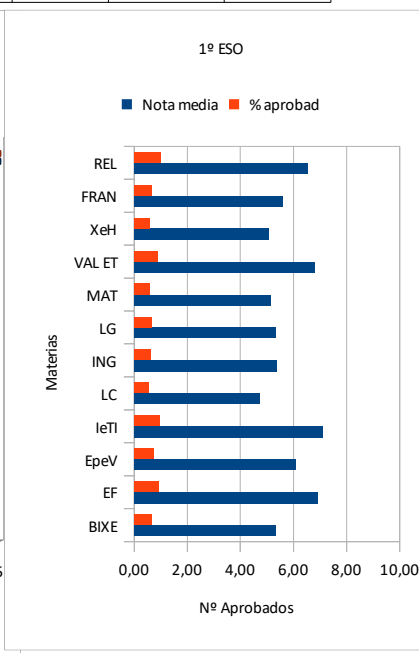
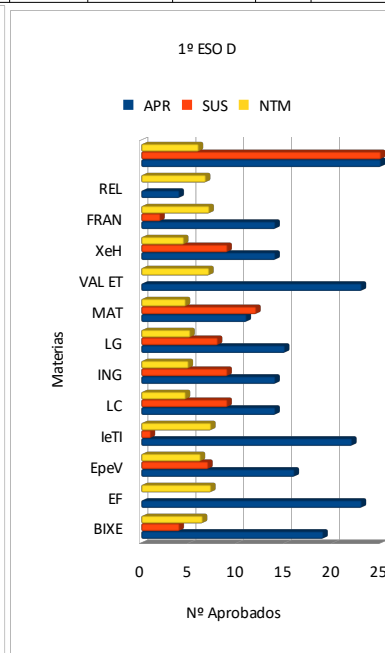
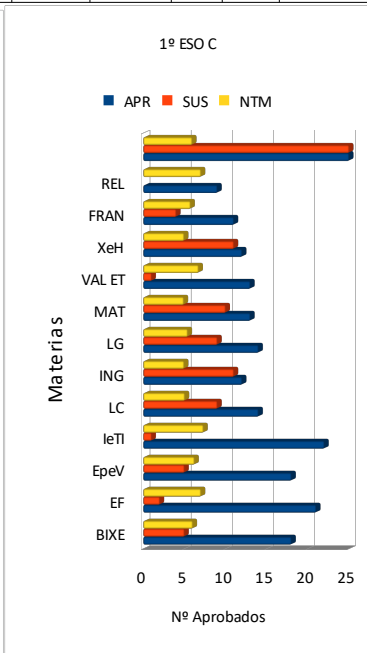
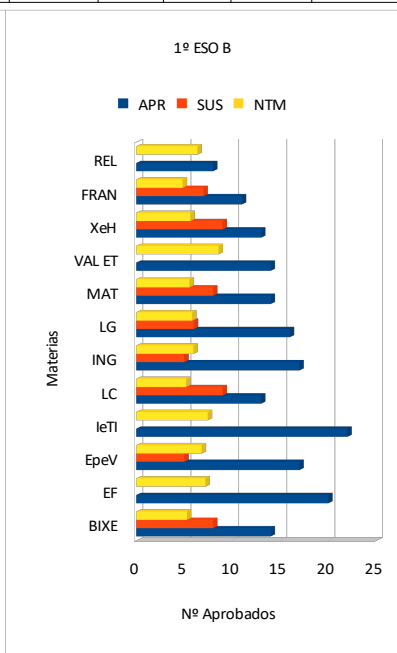
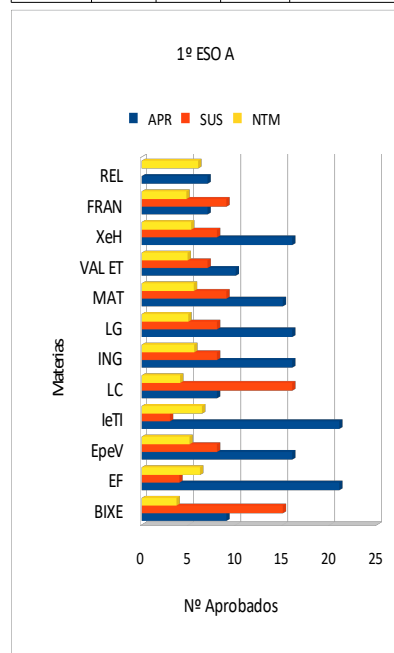


# 1º ESO

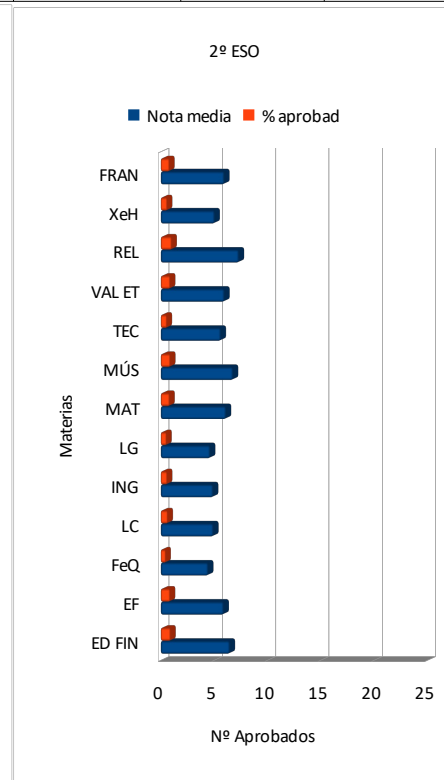
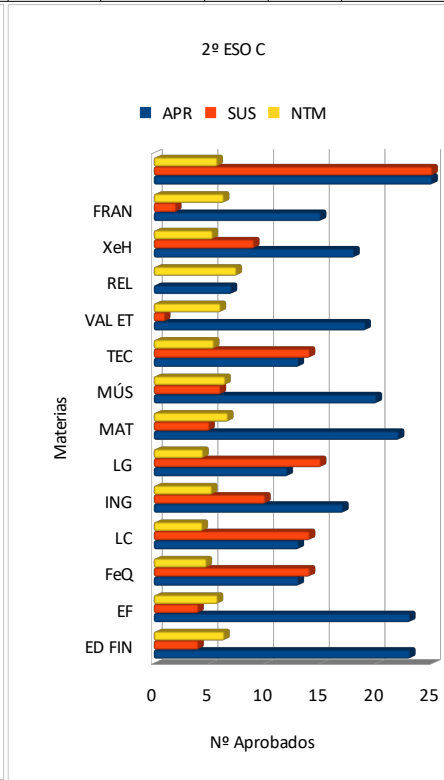
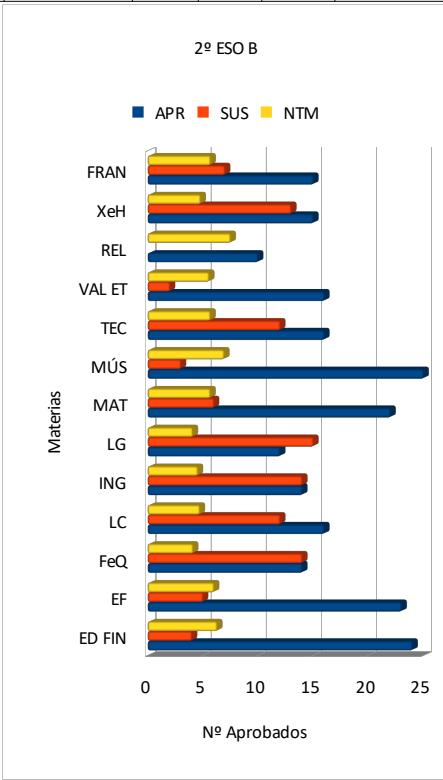
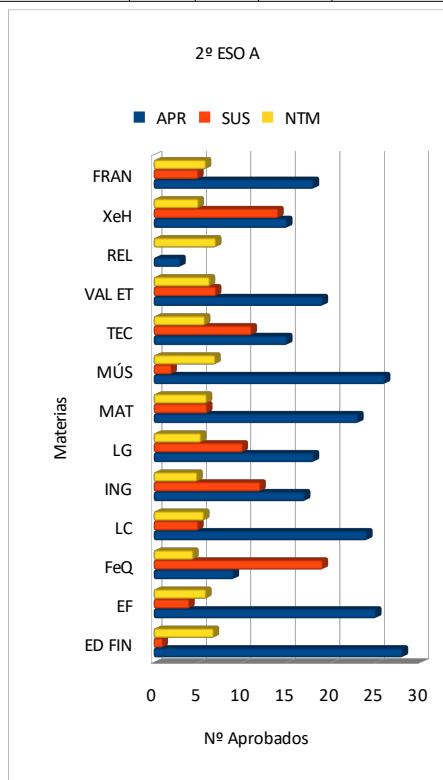
1º ESO A					1º ESO B					1º ESO C					1º ESO D					1º ESO		
	APR	SUS	NTM	% aproba		APR	SUS	NTM	% aproba		APR	SUS	NTM	% aproba		APR	SUS	NTM	% aproba		Nota media	% aprobad
BIXE	9	15	3,7	38%	BIXE	14	8	5,27	64%	BIXE	18	5	6	78%	BIXE	19	4	6,43	83%	BIXE	5,35	65,50 %
EF	21	4	6,2	84%	EF	20	0	7,2	100%	EF	21	2	7	91%	EF	23	0	7,3	100%	EF	6,93	93,83 %
EpeV	16	8	5,08	67%	EpeV	17	5	6,81	77%	EpeV	18	5	6,21	78%	EpeV	16	7	6,21	70%	EpeV	6,08	72,94 %
leTI	21	3	6,41	88%	leTI	22	0	7,45	100%	leTI	22	1	7,3	96%	leTI	22	1	7,3	96%	leTI	7,12	94,70 %
LC	8	16	4,08	33%	LC	13	9	5,18	59%	LC	14	9	5,04	61%	LC	14	9	4,65	61%	LC	4,74	53,54 %
ING	16	8	5,58	67%	ING	17	5	5,95	77%	ING	12	11	4,95	52%	ING	14	9	4,95	61%	ING	5,36	64,25 %
LG	16	8	4,95	67%	LG	16	6	5,81	73%	LG	14	9	5,39	61%	LG	15	8	5,13	65%	LG	5,32	66,37 %
MAT	15	9	5,54	63%	MAT	14	8	5,54	64%	MAT	13	10	4,91	57%	MAT	11	12	4,65	48%	MAT	5,16	57,62 %
VAL ET	10	7	4,88	59%	VAL ET	14	0	8,57	100%	VAL ET	13	1	6,71	93%	VAL ET	23	0	7,1	100%	VAL ET	6,82	87,92 %
XeH	16	8	5,25	67%	XeH	13	9	5,63	59%	XeH	12	11	4,95	52%	XeH	14	9	4,47	61%	XeH	5,08	59,70 %
FRAN	7	9	4,75	44%	FRAN	11	7	4,83	61%	FRAN	11	4	5,73	73%	FRAN	14	2	7,12	88%	FRAN	5,61	66,42 %
REL	7	0	6	100%	REL	8	0	6,37	100%	REL	9	0	7	100%	REL	4	0	6,75	100%	REL	6,53	100,00 %
	162	95	5,20	64,51%		179	57	6,22	77,82%		177	68	5,93	72%		189	61	6,01	76%		5,84	73,57 %





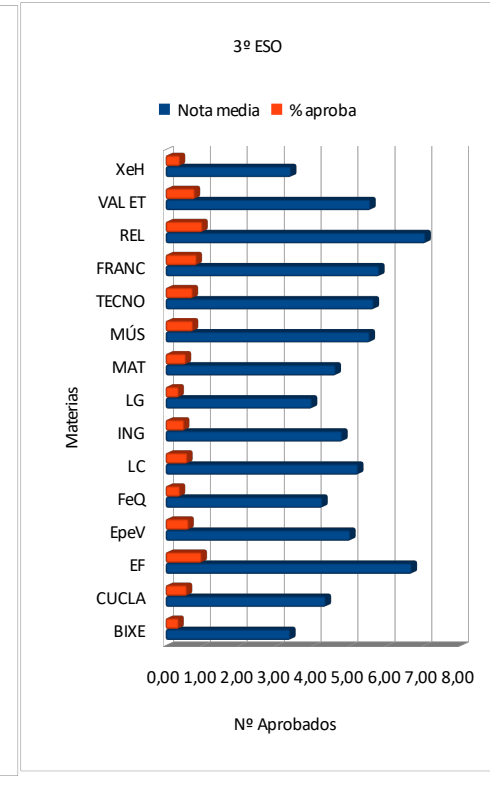
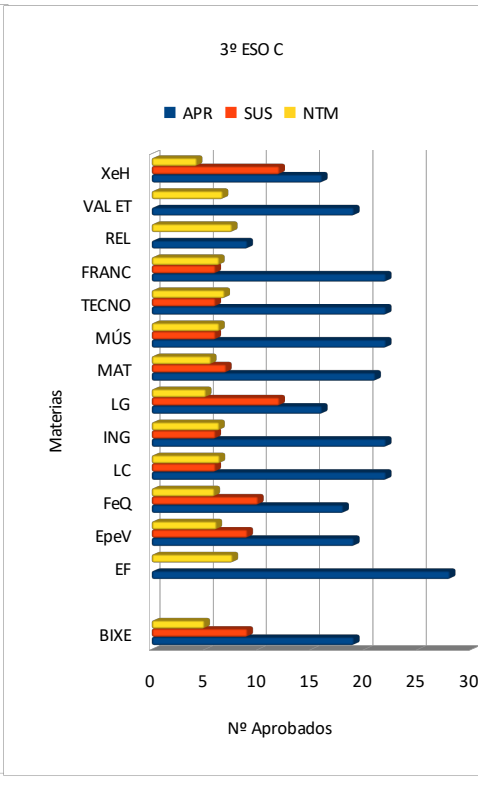
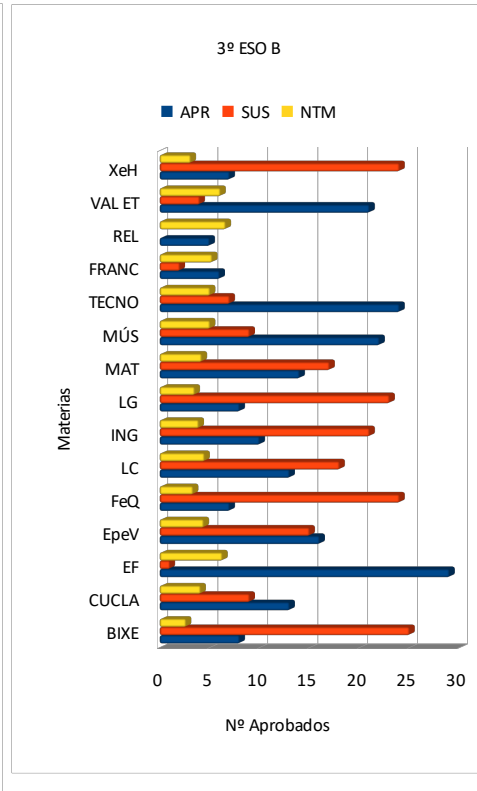
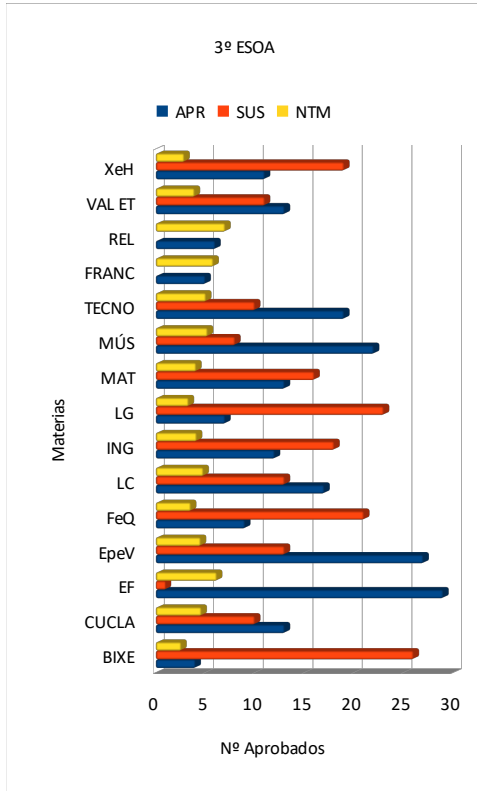
## 2º ESO

2º ESO A					2º ESO B					2º ESO C					2º ESO		
	APR	SUS	NTM	% aproba		APR	SUS	NTM	% aproba		APR	SUS	NTM	% aproba		Nota media	% aprobad
ED FIN	28	1	6,75	97%	ED FIN	24	4	6,28	86%	ED FIN	23	4	6,33	85%	ED FIN	6,45	89%
EF	25	4	5,89	86%	EF	23	5	6	82%	EF	23	4	5,74	85%	EF	5,88	85%
FeQ	9	19	4,44	32%	FeQ	14	14	4,1	50%	FeQ	13	14	4,74	48%	FeQ	4,43	43%
LC	24	5	5,65	83%	LC	16	12	4,71	57%	LC	13	14	4,37	48%	LC	4,91	63%
ING	17	12	4,9	59%	ING	14	14	4,53	50%	ING	17	10	5,22	63%	ING	4,88	57%
LG	18	10	5,32	64%	LG	12	15	4,07	44%	LG	12	15	4,44	44%	LG	4,61	51%
MAT	23	6	5,96	79%	MAT	22	6	5,67	79%	MAT	22	5	6,66	81%	MAT	6,10	80%
MÚS	26	2	6,92	93%	MÚS	25	3	6,92	89%	MÚS	20	6	6,42	77%	MÚS	6,75	86%
TEC	15	11	5,75	58%	TEC	16	12	5,67	57%	TEC	13	14	5,4	48%	TEC	5,61	54%
VAL ET	19	7	6,3	73%	VAL ET	16	2	5,55	89%	VAL ET	19	1	6	95%	VAL ET	5,95	86%
REL	3	0	7	100%	REL	10	0	7,5	100%	REL	7	0	7,42	100%	REL	7,31	100%
XeH	15	14	5,03	52%	XeH	15	13	4,78	54%	XeH	18	9	5,29	67%	XeH	5,03	57%
FRAN	18	5	5,86	78%	FRAN	15	7	5,68	68%	FRAN	15	2	6,29	88%	FRAN	5,94	78%
	240	96	5,83	73%		222	107	5,50	70%		215	98	5,72	72%		5,68	72%



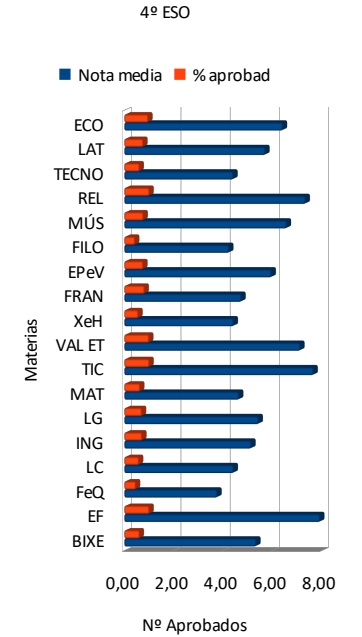
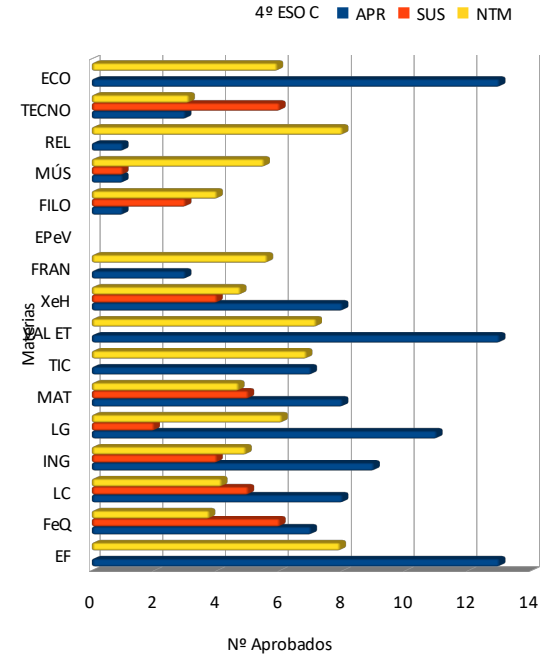
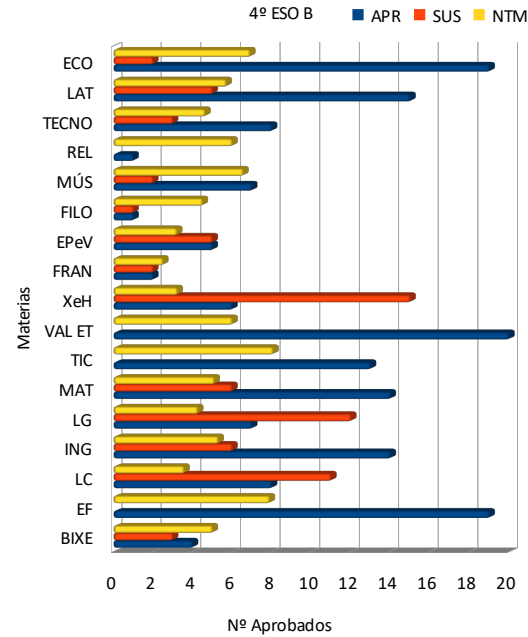
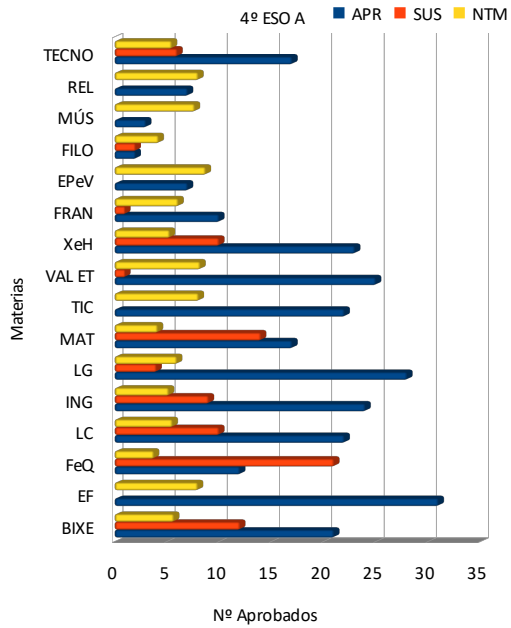
### 3º ESO

3º ESO A					3º ESO B					3º ESO C					3º ESO			
	APR	SUS	NTM	% aproba		APR	SUS	NTM	% aproba		APR	SUS	NTM	% aproba		Nota media	% aproba	
BIXE	4	26	2,56	13%	BIXE	8	25	2,63	24%	BIXE	19	9	4,96	68%	BIXE		3,38	35%
CUCLA	13	10	4,60	57%	CUCLA	13	9	4,09	59%	CUCLA					CUCLA		4,35	58%
EF	29	1	6,16	97%	EF	29	1	6,27	97%	EF	28	0	7,60	100%	EF		6,68	98%
EpeV	27	13	4,53	68%	EpeV	16	15	4,40	52%	EpeV	19	9	6,10	68%	EpeV		5,01	62%
FeQ	9	21	3,53	30%	FeQ	7	24	3,33	23%	FeQ	18	10	5,90	64%	FeQ		4,25	39%
LC	17	13	4,80	57%	LC	13	18	4,48	42%	LC	22	6	6,39	79%	LC		5,22	59%
ING	12	18	4,13	40%	ING	10	21	3,90	32%	ING	22	6	6,35	79%	ING		4,79	50%
LG	7	23	3,31	23%	LG	8	23	3,50	26%	LG	16	12	5,10	57%	LG		3,97	35%
MAT	13	16	4,07	45%	MAT	14	17	4,20	45%	MAT	21	7	5,57	75%	MAT		4,61	55%
MÚS	22	8	5,23	73%	MÚS	22	9	5,03	71%	MÚS	22	6	6,35	79%	MÚS		5,54	74%
TECNO	19	10	5,06	66%	TECNO	24	7	5,03	77%	TECNO	22	6	6,85	79%	TECNO		5,65	74%
FRANC	5	0	5,80	100%	FRANC	6	2	5,25	75%	FRANC	22	6	6,34	79%	FRANC		5,80	85%
REL	6	0	7,00	100%	REL	5	0	6,60	100%	REL	9	0	7,55	100%	REL		7,05	100%
VAL ET	13	11	3,91	54%	VAL ET	21	4	6,08	84%	VAL ET	19	0	6,68	100%	VAL ET		5,56	79%
XeH	11	19	2,87	37%	XeH	7	24	3,10	23%	XeH	16	12	4,25	57%	XeH		3,41	39%
	207	189	4,50	57%		203	199	4,53	55%		275	89	6,14	77%			5,02	63%



## 4º ESO

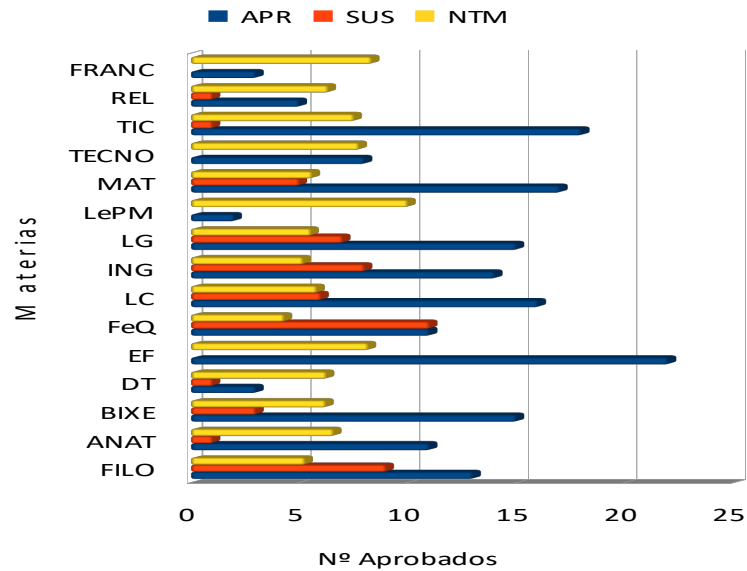
4º ESO A					4º ESO B					4º ESO C					4º ESO		
	APR	SUS	NTM	% aprob		APR	SUS	NTM	% aprob		APR	SUS	NTM	% aprob		Nota media	% aprobad
BIXE	21	12	5,67	64%	BIXE	4	3	5	57%	EF	13	0	7,92	100%	BIXE	5,34	60,39%
EF	31	0	7,96	100%	EF	19	0	7,89	100%	FeQ	7	6	3,76	54%	EF	7,92	100,00%
FeQ	12	21	3,75	36%	LC	8	11	3,57	42%	LC	8	5	4,15	62%	FeQ	3,76	45,10%
LC	22	10	5,53	69%	ING	14	6	5,3	70%	ING	9	4	4,92	69%	LC	4,42	57,46%
ING	24	9	5,18	73%	LG	7	12	4,26	37%	LG	11	2	6,07	85%	ING	5,13	70,65%
LG	28	4	5,96	88%	MAT	14	6	5,1	70%	MAT	8	5	4,69	62%	LG	5,43	69,65%
MAT	17	14	4,12	55%	TIC	13	0	8,07	100%	TIC	7	0	6,85	100%	MAT	4,64	62,13%
TIC	22	0	8,04	100%	VAL ET	20	0	6	100%	VAL ET	13	0	7,16	100%	TIC	7,65	100,00%
VAL ET	25	1	8,19	96%	XeH	6	15	3,23	29%	XeH	8	4	4,75	67%	VAL ET	7,12	98,72%
XeH	23	10	5,27	70%	FRAN	2	2	2,5	50%	FRAN	3	0	5,6	100%	XeH	4,42	54,98%
FRAN	10	1	6,09	91%	EPeV	5	5	3,2	50%	EPeV					FRAN	4,73	80,30%
EPeV	7	0	8,71	100%	FILO	1	1	4,5	50%	FILO	1	3	4	25%	EPeV	5,96	75,00%
FILO	2	2	4,2	50%	MÚS	7	2	6,55	78%	MÚS	1	1	5,5	50%	FILO	4,23	41,67%
MÚS	3	0	7,66	100%	REL	1	0	6	100%	REL	1	0	8	100%	MÚS	6,57	75,93%
REL	7	0	8	100%	TECNO	8	3	4,63	73%	TECNO	3	6	3,11	33%	REL	7,33	100,00%
TECNO	17	6	5,47	74%	LAT	15	5	5,7	75%	ECO	13	0	5,92	100%	TECNO	4,40	59,99%
					ECO	19	2	6,9	90%						LAT	5,70	75,00%
															ECO	6,41	95,24%
	271	90	6,24	79,03 %		163	73	5,2	68,86 %		106	36	5,49	73,72 %		5,62	73,46%



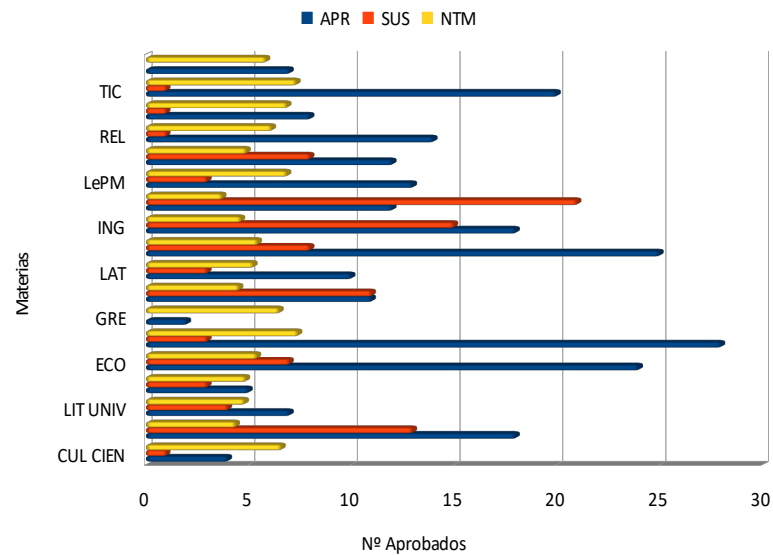
# 1º BAC

1º BAC A					1º BAC B				
	APR	SUS	NTM	% Aprobados		APR	SUS	NTM	% Aprobados
FILO	13	9	5,27	59%	CUL CIEN	4	1	6,60	80%
ANAT	11	1	6,58	92%	FILO	18	13	4,38	58%
BIXE	15	3	6,22	83%	LIT UNIV	7	4	4,81	64%
DT	3	1	6,25	75%	ANAT	5	3	4,87	63%
EF	22	0	8,18	100%	ECO	24	7	5,41	77%
FeQ	11	11	4,31	50%	EF	28	3	7,41	90%
LC	16	6	5,81	73%	GRE	2	0	6,50	100%
ING	14	8	5,18	64%	HMC	11	11	4,54	50%
LG	15	7	5,54	68%	LAT	10	3	5,23	77%
LePM	2	0	10,00	100%	LC	25	8	5,45	76%
MAT	17	5	5,59	77%	ING	18	15	4,63	55%
TECNO	8	0	7,75	100%	LG	12	21	3,72	36%
TIC	18	1	7,52	95%	LePM	13	3	6,87	81%
REL	5	1	6,33	83%	MAT APLI	12	8	4,90	60%
FRANC	3	0	8,33	100%	REL	14	1	6,13	93%
					TECNO	8	1	6,88	89%
					TIC	20	1	7,33	95%
					FRANC	7	0	5,85	100%
	173	53	6,59	81%		238	103	5,64	0,75

1º Bacharelato



1º BAC B



## 2º BAC

2º BAC A					2º BAC B				
	APR	SUS	NTM	% Aprobados		APR	SUS	NTM	% Aprobados
BIO	21	2	7,08	91%	GREG	3	0	5,66	100%
CTA	5	0	7,00	100%	CTA	2	1	7,00	67%
DT	0	2	3,00	0%	Hª FILO	9	13	4,59	41%
FIS	13	6	5,63	68%	LAT	2	4	4,16	33%
LC	19	7	5,30	73%	LC	16	7	3,52	70%
ING	18	5	6,08	78%	ING	9	13	4,00	41%
LG	16	8	5,08	67%	LG	8	14	3,72	36%
MAT	24	4	5,71	86%	MAT APLI	6	10	3,87	38%
QUI	16	1	6,82	94%	XEOGR	8	16	3,54	33%
TECNO	3	0	6,00	100%	ECO	16	4	6,00	80%
XEOL	7	8	4,66	47%					
HMD	6	0	8,00	100%	HMD	7	2	5,11	78%
HªESP	8	19	3,51	30%	HªESP	3	20	2,17	13%
REL	10	0	7,20	100%	REL	10	3	5,92	77%
TIC	9	0	8,44	100%	TIC	10	0	7,70	100%
ING W	6	0	7,83	100%	ING W	4	3	4,85	57%
ESTAT	8	0	7,00	100%	ESTAT	2	0	9,00	100%
	189	62	6,14	78%		115	110	5,05	60%

