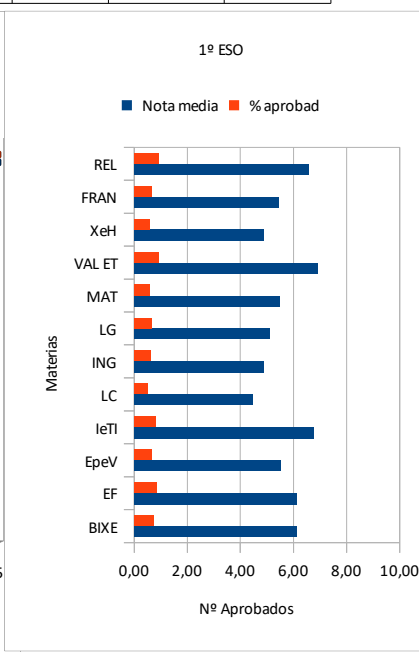
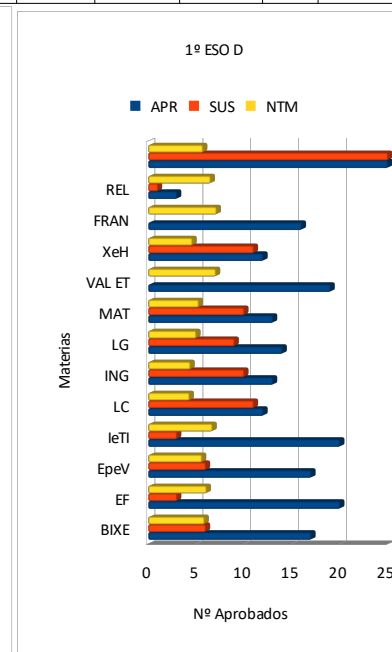
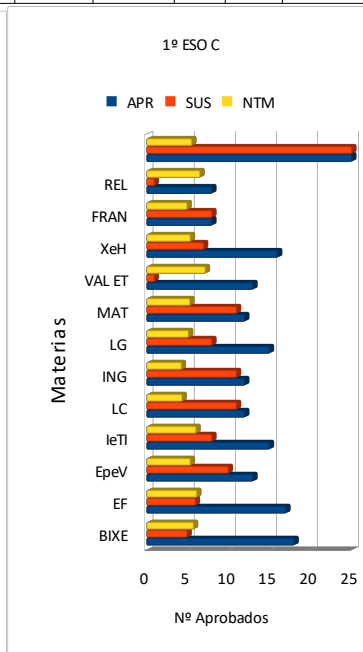
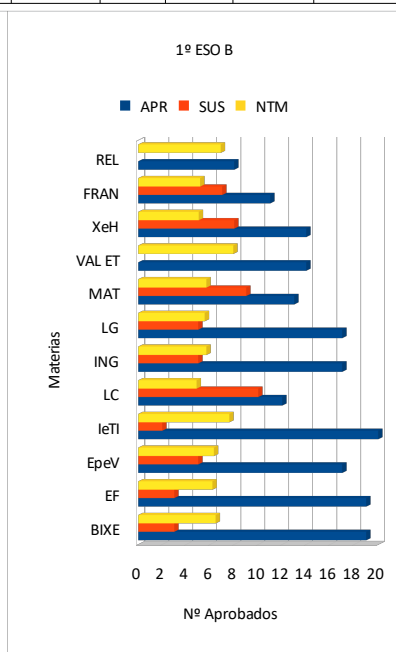
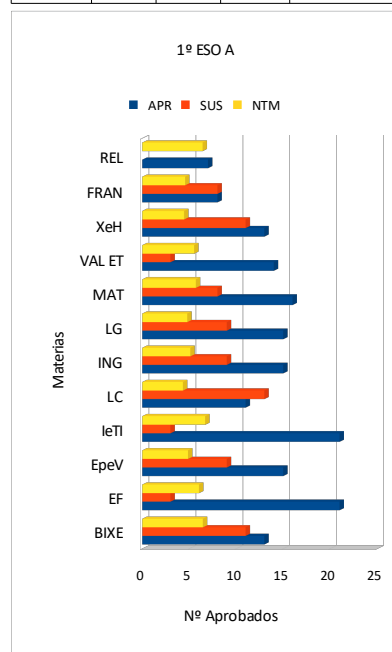


# 1º ESO

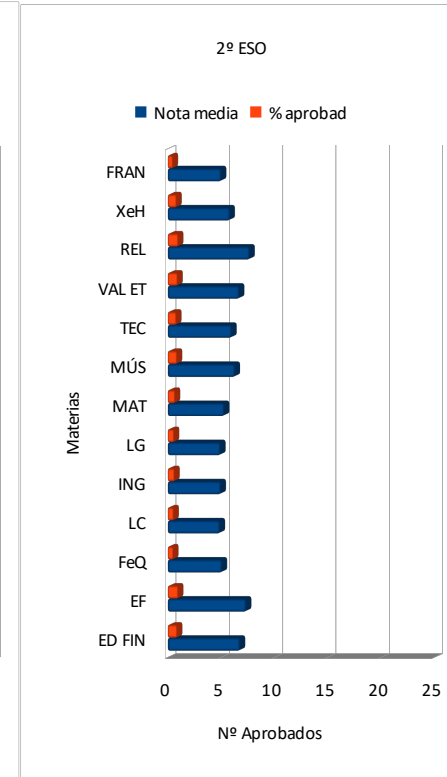
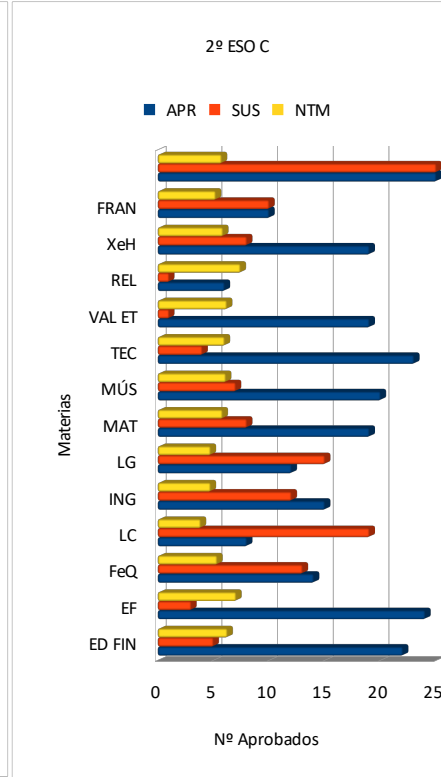
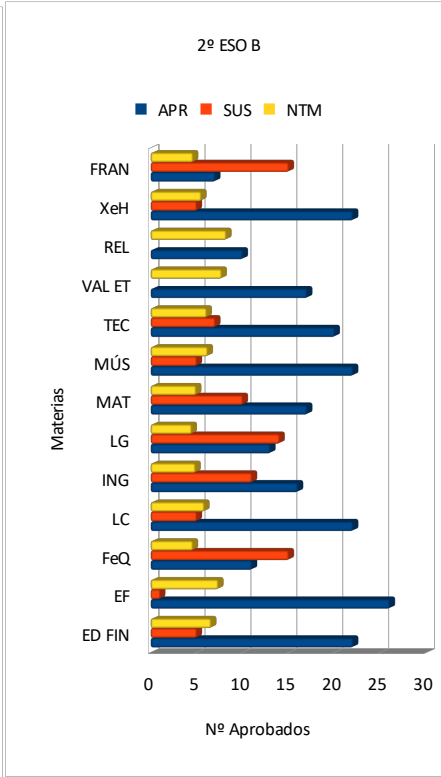
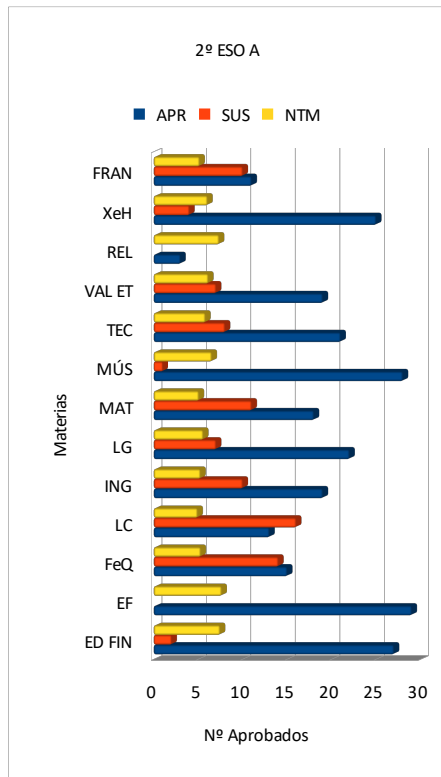
1º ESO A					1º ESO B					1º ESO C					1º ESO D					1º ESO		
	APR	SUS	NTM	% aproba		APR	SUS	NTM	% aproba		APR	SUS	NTM	% aproba		APR	SUS	NTM	% aproba		Nota media	% aprobad
BIXE	13	11	6,45	54%	BIXE	19	3	6,45	86%	BIXE	18	5	5,78	78%	BIXE	17	6	5,86	74%	BIXE	6,14	73,18 %
EF	21	3	6,04	88%	EF	19	3	6,18	86%	EF	17	6	6,17	74%	EF	20	3	6,08	87%	EF	6,12	83,68 %
EpeV	15	9	4,87	63%	EpeV	17	5	6,31	77%	EpeV	13	10	5,39	57%	EpeV	17	6	5,6	74%	EpeV	5,54	67,55 %
leTI	21	3	6,7	88%	leTI	20	2	7,59	91%	leTI	15	8	6,08	65%	leTI	20	3	6,69	87%	leTI	6,77	82,65 %
LC	11	13	4,33	46%	LC	12	10	4,86	55%	LC	12	11	4,39	52%	LC	12	11	4,3	52%	LC	4,47	51,18 %
ING	15	9	5,12	63%	ING	17	5	5,68	77%	ING	12	11	4,3	52%	ING	13	10	4,39	57%	ING	4,87	62,12 %
LG	15	9	4,79	63%	LG	17	5	5,54	77%	LG	15	8	5,17	65%	LG	14	9	5	61%	LG	5,13	66,46 %
MAT	16	8	5,7	67%	MAT	13	9	5,68	59%	MAT	12	11	5,34	52%	MAT	13	10	5,26	57%	MAT	5,50	58,61 %
VAL ET	14	3	5,52	82%	VAL ET	14	0	7,92	100%	VAL ET	13	1	7,21	93%	VAL ET	19	0	7,05	100%	VAL ET	6,93	93,80 %
XeH	13	11	4,45	54%	XeH	14	8	5,04	64%	XeH	16	7	5,39	70%	XeH	12	11	4,6	52%	XeH	4,87	59,89 %
FRAN	8	8	4,56	50%	FRAN	11	7	5,16	61%	FRAN	8	8	5	50%	FRAN	16	0	7,12	100%	FRAN	5,46	65,28 %
REL	7	0	6,42	100%	REL	8	0	6,87	100%	REL	8	1	6,55	89%	REL	3	1	6,5	75%	REL	6,59	90,97 %
	169	87	5,41	67,97%		181	57	6,11	77,82%		159	87	5,56	65%		176	70	5,70	72%		5,70	71,28 %





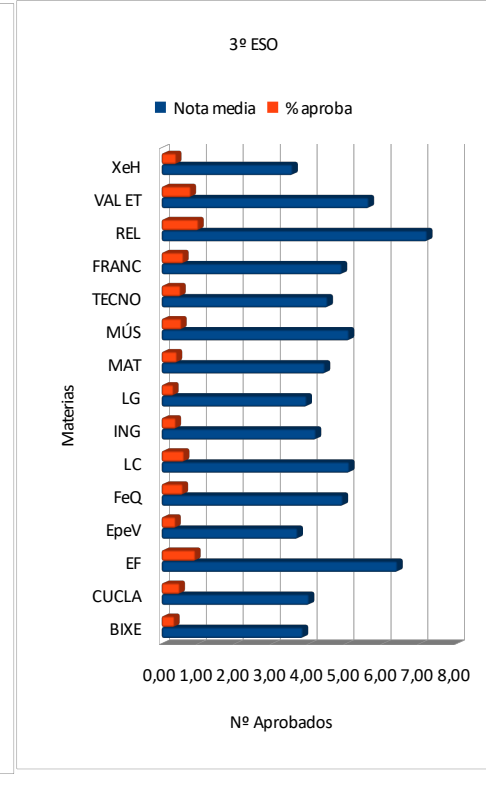
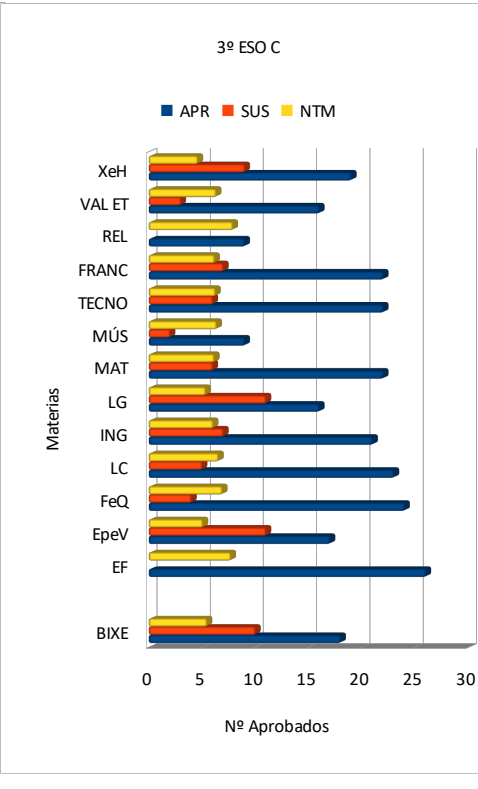
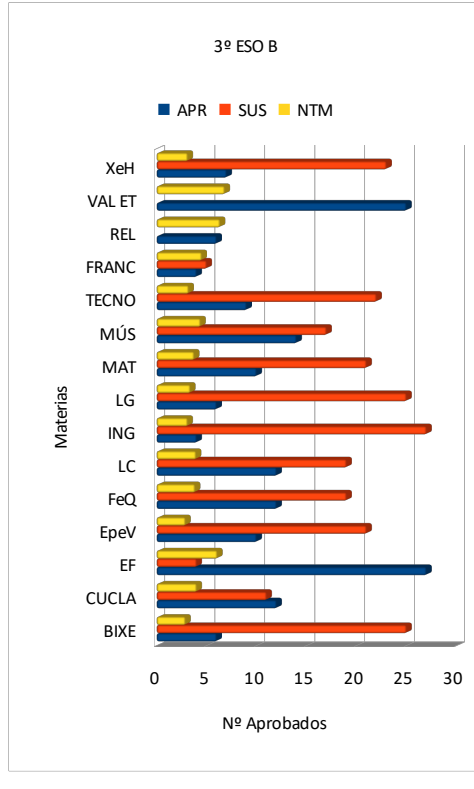
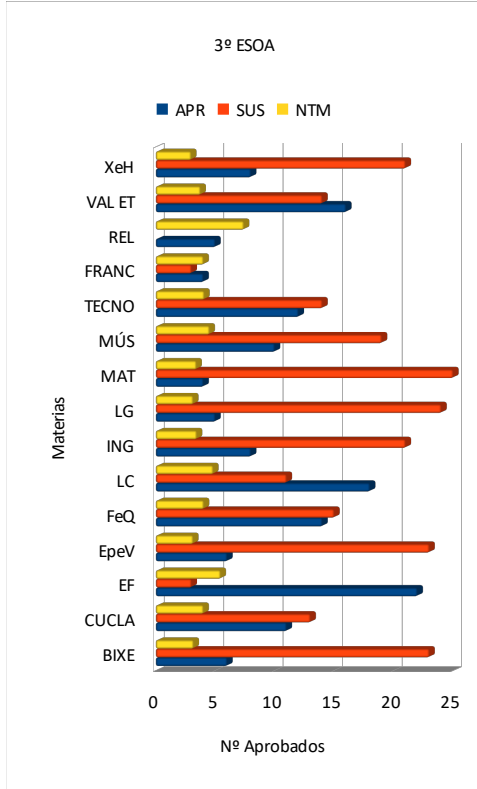
## 2º ESO

2º ESO A					2º ESO B					2º ESO C					2º ESO		
	APR	SUS	NTM	% aproba		APR	SUS	NTM	% aproba		APR	SUS	NTM	% aproba		Nota media	% aprobad
ED FIN	27	2	7,44	93%	ED FIN	22	5	6,55	81%	ED FIN	22	5	6,25	81%	ED FIN	6,75	85%
EF	29	0	7,62	100%	EF	26	1	7,33	96%	EF	24	3	7,03	89%	EF	7,33	95%
FeQ	15	14	5,27	52%	FeQ	11	15	4,57	42%	FeQ	14	13	5,33	52%	FeQ	5,06	49%
LC	13	16	4,92	45%	LC	22	5	5,81	81%	LC	8	19	3,85	30%	LC	4,86	52%
ING	19	10	5,24	66%	ING	16	11	4,85	59%	ING	15	12	4,74	56%	ING	4,94	60%
LG	22	7	5,55	76%	LG	13	14	4,44	48%	LG	12	15	4,74	44%	LG	4,91	56%
MAT	18	11	5,06	62%	MAT	17	10	4,92	63%	MAT	19	8	5,81	70%	MAT	5,26	65%
MÚS	28	1	6,51	97%	MÚS	22	5	6,18	81%	MÚS	20	7	6,11	74%	MÚS	6,27	84%
TEC	21	8	5,79	72%	TEC	20	7	6,07	74%	TEC	23	4	6	85%	TEC	5,95	77%
VAL ET	19	7	6,12	73%	VAL ET	17	0	7,7	100%	VAL ET	19	1	6,2	95%	VAL ET	6,67	89%
REL	3	0	7,33	100%	REL	10	0	8,2	100%	REL	6	1	7,42	86%	REL	7,65	95%
XeH	25	4	6,03	86%	XeH	22	5	5,48	81%	XeH	19	8	5,85	70%	XeH	5,79	79%
FRAN	11	10	5,14	52%	FRAN	7	15	4,59	32%	FRAN	10	10	5,2	50%	FRAN	4,98	45%
	250	90	6,00	75%		225	93	5,90	72%		211	106	5,73	68%		5,88	72%



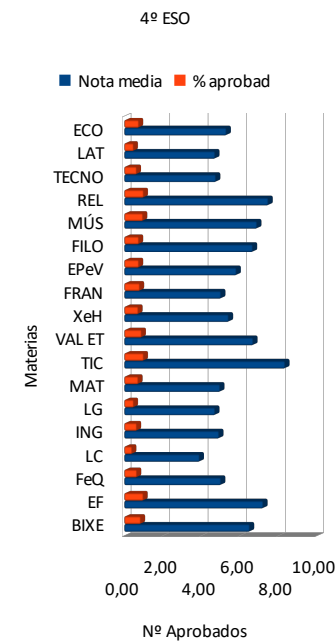
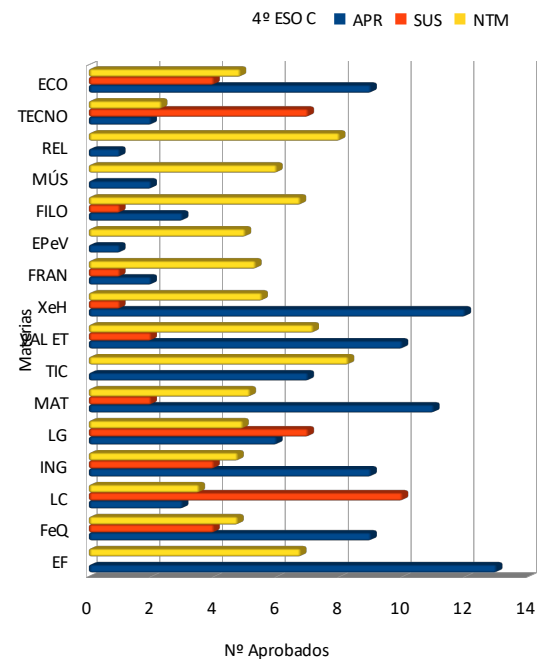
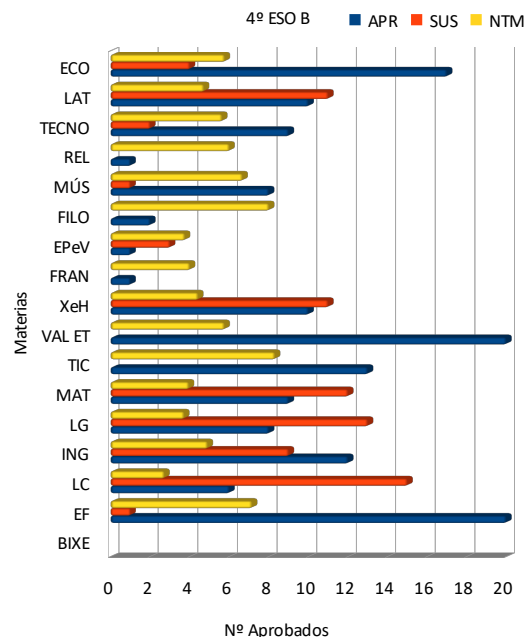
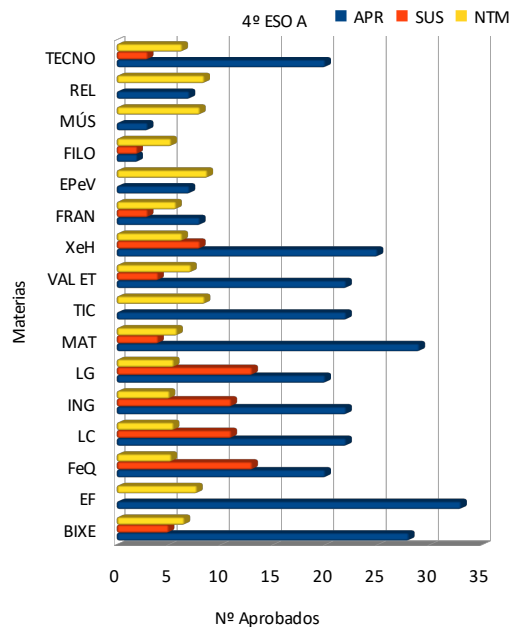
### 3º ESO

3º ESO A					3º ESO B					3º ESO C					3º ESO			
	APR	SUS	NTM	% aproba		APR	SUS	NTM	% aproba		APR	SUS	NTM	% aproba		Nota media	% aproba	
BIXE	6	23	3,17	21%	BIXE	6	25	2,87	19%	BIXE	18	10	5,46	64%	BIXE		3,83	35%
CUCLA	11	13	4,00	46%	CUCLA	12	11	4,00	52%						CUCLA		4,00	49%
EF	22	3	5,44	88%	EF	27	4	6,06	87%	EF	26	0	7,69	100%	EF		6,40	92%
EpeV	6	23	3,13	21%	EpeV	10	21	2,87	32%	EpeV	17	11	5,07	61%	EpeV		3,69	38%
FeQ	14	15	4,03	48%	FeQ	12	19	3,83	39%	FeQ	24	4	6,89	86%	FeQ		4,92	58%
LC	18	11	4,82	62%	LC	12	19	3,93	39%	LC	23	5	6,53	82%	LC		5,09	61%
ING	8	21	3,44	28%	ING	4	27	3,09	13%	ING	21	7	6,03	75%	ING		4,19	38%
LG	5	24	3,13	17%	LG	6	25	3,35	19%	LG	16	11	5,33	59%	LG		3,94	32%
MAT	4	25	3,41	14%	MAT	10	21	3,74	32%	MAT	22	6	6,14	79%	MAT		4,43	42%
MÚS	10	19	4,51	34%	MÚS	14	17	4,38	45%	MÚS	9	2	6,36	82%	MÚS		5,08	54%
TECNO	12	14	4,07	46%	TECNO	9	22	3,19	29%	TECNO	22	6	6,25	79%	TECNO		4,50	51%
FRANC	4	3	4,00	57%	FRANC	4	5	4,50	44%	FRANC	22	7	6,17	76%	FRANC		4,89	59%
REL	5	0	7,40	100%	REL	6	0	6,33	100%	REL	9	0	7,88	100%	REL		7,20	100%
VAL ET	16	14	3,75	53%	VAL ET	25	0	6,80	100%	VAL ET	16	3	6,31	84%	VAL ET		5,62	79%
XeH	8	21	2,96	28%	XeH	7	23	3,10	23%	XeH	19	9	4,6	68%	XeH		3,55	40%
	149	229	4,08	44%		164	239	4,14	45%		264	81	6,19	78%			4,76	55%



## 4º ESO

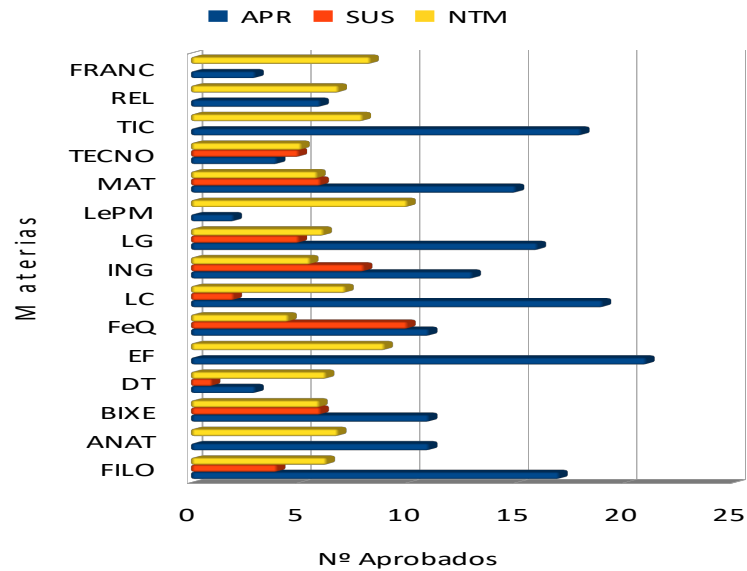
4º ESO A					4º ESO B					4º ESO C					4º ESO		
	APR	SUS	NTM	% aprob		APR	SUS	NTM	% aprob		APR	SUS	NTM	% aprob		Nota media	% aprobad
BIXE	28	5	6,51	85%	BIXE	20	1	7,14	95%	EF	13	0	6,76	100%	BIXE	6,51	84,85%
EF	33	0	7,72	100%	EF	20	1	7,14	95%	FeQ	9	4	4,76	69%	EF	7,21	98,41%
FeQ	20	13	5,27	61%	LC	6	15	2,71	29%	LC	3	10	3,53	23%	FeQ	5,02	64,92%
LC	22	11	5,48	67%	ING	12	9	4,9	57%	ING	9	4	4,76	69%	LC	3,91	39,44%
ING	22	11	5,09	67%	LG	8	13	3,71	38%	LG	6	7	4,92	46%	ING	4,92	64,35%
LG	20	13	5,5	61%	MAT	9	12	3,95	43%	MAT	11	2	5,15	85%	LG	4,71	48,29%
MAT	29	4	5,81	88%	TIC	13	0	8,3	100%	TIC	7	0	8,28	100%	MAT	4,97	71,78%
TIC	22	0	8,45	100%	VAL ET	20	0	5,75	100%	VAL ET	10	2	7,16	83%	TIC	8,34	100,00%
VAL ET	22	4	7,15	85%	XeH	10	11	4,42	48%	XeH	12	1	5,53	92%	VAL ET	6,69	89,32%
XeH	25	8	6,3	76%	FRAN	1	0	4	100%	FRAN	2	1	5,33	67%	XeH	5,42	71,89%
FRAN	8	3	5,72	73%	EPeV	1	3	3,75	25%	EPeV	1	0	5	100%	FRAN	5,02	79,80%
EPeV	7	0	8,71	100%	FILO	2	0	8	100%	FILO	3	1	6,75	75%	EPeV	5,82	75,00%
FILO	2	2	5,25	50%	MÚS	8	1	6,66	89%	MÚS	2	0	6	100%	FILO	6,67	75,00%
MÚS	3	0	8	100%	REL	1	0	6	100%	REL	1	0	8	100%	MÚS	6,89	96,30%
REL	7	0	8,42	100%	TECNO	9	2	5,63	82%	TECNO	2	7	2,33	22%	REL	7,47	100,00%
TECNO	20	3	6,3	87%	LAT	10	11	4,71	48%	ECO	9	4	4,84	69%	TECNO	4,75	63,67%
					ECO	17	4	5,76	81%						LAT	4,71	47,62%
															ECO	5,30	75,09%
																5,79	74,76%
	290	77	6,61	81,08 %		147	82	5,337	70,86 %		100	43	5,57	75,07 %			



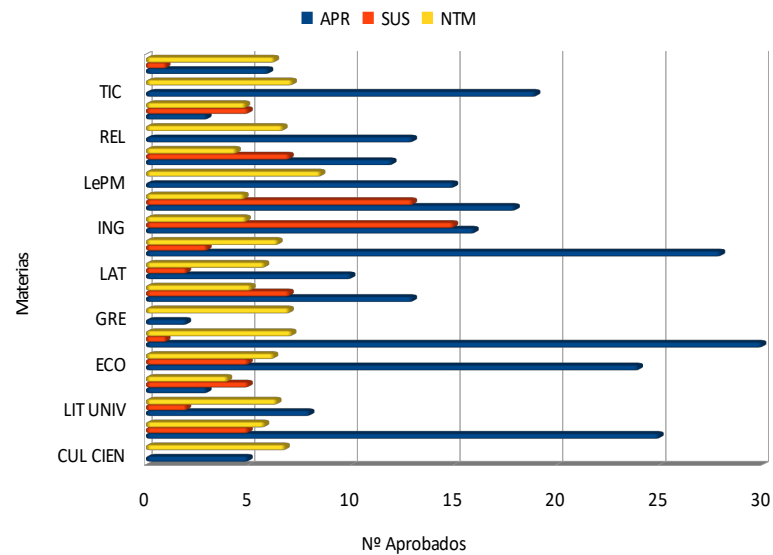
# 1º BAC

1º BAC A					1º BAC B				
	APR	SUS	NTM	% Aprobados		APR	SUS	NTM	% Aprobados
FILO	17	4	6,28	81%	CUL CIEN	5	0	6,80	100%
ANAT	11	0	6,81	100%	FILO	25	5	5,80	83%
BIXE	11	6	5,94	65%	LIT UNIV	8	2	6,40	80%
DT	3	1	6,25	75%	ANAT	3	5	4,00	38%
EF	21	0	8,95	100%	ECO	24	5	6,24	83%
FeQ	11	10	4,52	52%	EF	30	1	7,12	97%
LC	19	2	7,14	90%	GRE	2	0	7,00	100%
ING	13	8	5,52	62%	HMC	13	7	5,14	65%
LG	16	5	6,14	76%	LAT	10	2	5,80	83%
LePM	2	0	10,00	100%	LC	28	3	6,45	90%
MAT	15	6	5,85	71%	ING	16	15	4,90	52%
TECNO	4	5	5,12	44%	LG	18	13	4,80	58%
TIC	18	0	7,94	100%	LePM	15	0	8,53	100%
REL	6	0	6,83	100%	MAT APLI	12	7	4,42	63%
FRANC	3	0	8,30	100%	REL	13	0	6,69	100%
					TECNO	3	5	4,87	38%
					TIC	19	0	7,15	100%
					FRANC	6	1	6,28	86%
	170	47	6,77	81%		250	71	6,02	0,79

1º Bacharelato



1º BAC B



## 2º BAC

2º BAC A					2º BAC B				
	APR	SUS	NTM	% Aprobados		APR	SUS	NTM	% Aprobados
BIO	18	5	5,69	78%	GREG	3	0	5,33	100%
CTA	5	0	7,00	100%	CTA	3	0	7,66	100%
DT	2	0	7,50	100%	Hª FILO	6	15	4,19	29%
FIS	14	5	5,78	74%	LAT	2	4	3,66	33%
LC	15	11	4,15	58%	LC	6	15	2,77	29%
ING	14	9	5,26	61%	ING	5	16	3,38	24%
LG	17	7	5,00	71%	LG	6	15	3,09	29%
MAT	9	18	3,55	33%	MAT APLI	5	10	3,40	33%
QUI	11	6	4,76	65%	XEOGR	8	15	3,13	35%
TECNO	3	0	6,66	100%	ECO	14	5	5,57	74%
XEOL	9	6	5,33	60%					
HMD	5	1	7,66	83%	HMD	6	2	5,12	75%
HªESP	14	13	3,44	52%	HªESP	5	17	1,54	23%
REL	10	0	7,40	100%	REL	12	2	5,46	86%
TIC	9	0	7,55	100%	TIC	6	4	5,90	60%
ING W	6	0	7,16	100%	ING W	4	2	4,83	67%
ESTAT	7	0	8,71	100%	ESTAT	2	0	10,00	100%
	168	81	6,04	79%		93	122	4,69	56%

