

MATERIAL DE AXUDA PARA LEVAR A CABO O
TRABALLO



1	2	3	4	5	6	7	8	9	10
11	12	13	14	15	16	17	18	19	20
21	22	23	24	25	26	27	28	29	30
31	32	33	34	35	36	37	38	39	40
41	42	43	44	45	46	47	48	49	50
51	52	53	54	55	56	57	58	59	60
61	62	63	64	65	66	67	68	69	70
71	72	73	74	75	76	77	78	79	80
81	82	83	84	85	86	87	88	89	90
91	92	93	94	95	96	97	98	99	100


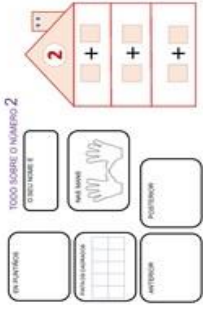
BUSCA OS NÚMEROS E COLOREA



1 2 3 4 5
6 7 8 9 10

1 4 8 3 2 10
6 2 5 10 1 9 8
1 5 7 3 4 5 6
4 3 8 5 7 2 3
1 8 7 9 9 8
4 9 2 3 3 1
9 6 9

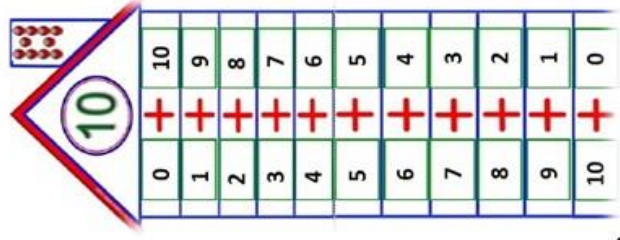


@cngin_ogretmen



INDICACIONES IMPORTANTES PARA ESTE TRABAJO.


As casillas que vemos para encher tratan a descomposición do número, por exemplo, se estou no número 6 o podo descompoñer en :

- | |
|-----|
| 6+0 |
| 5+1 |
| 4+2 |
| 3+3 |
| 2+4 |
| 1+5 |
| 6+0 |



O ideal e ir facendoo con tapóns, palillos, garavanzos,... e despois ir completando nas casillas. Son a base para as seguintes operación.

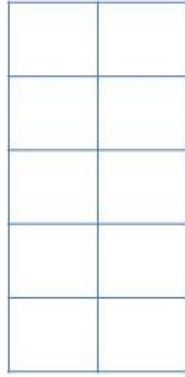
TODO SOBRE O NÚMERO 1



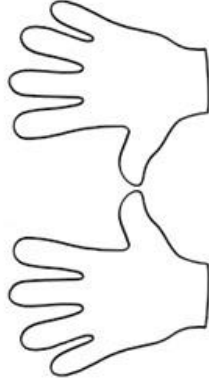
EN PUNTIÑOS

O SEU NOME É

PINTA OS CADRADOS

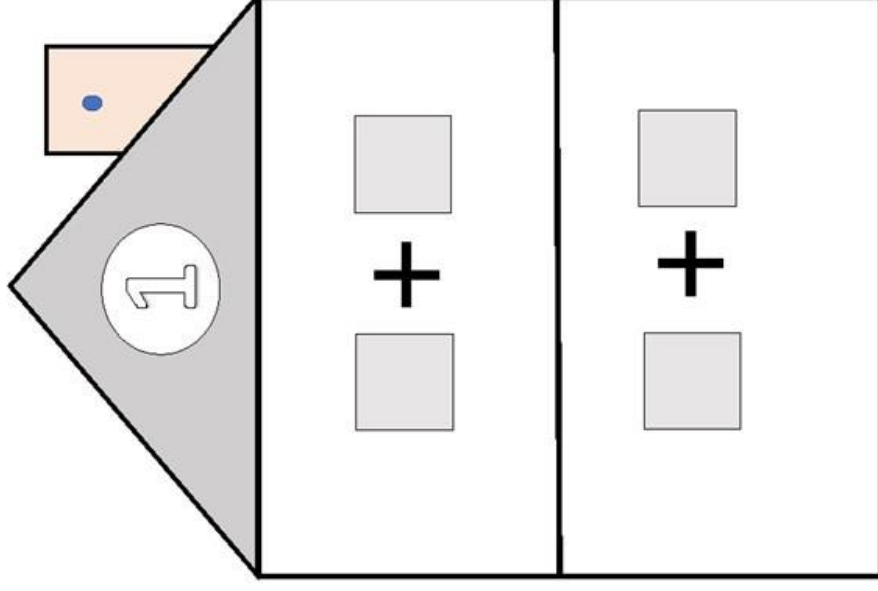


NAS MANS



ANTERIOR

POSTERIOR




TUDO SOBRE O NÚMERO 2



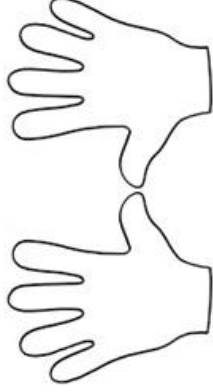
EN PUNTIÑOS

O SEU NOME É

PINTA OS CADRADOS

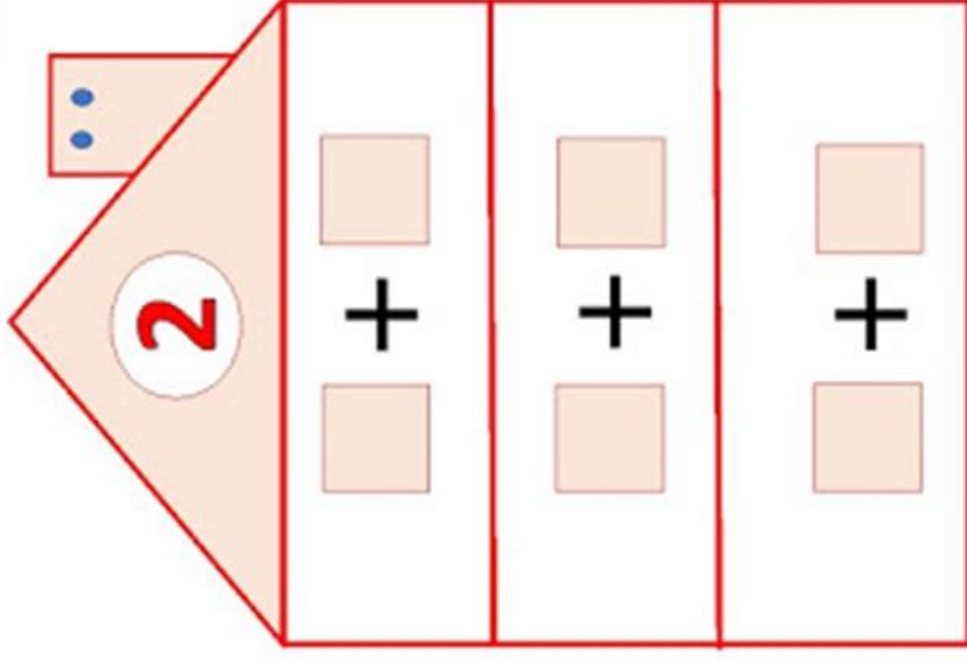


NAS MANS




ANTERIOR

POSTERIOR



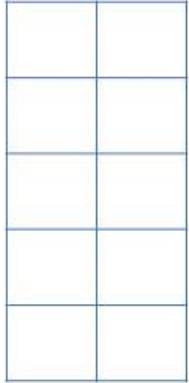
TODO SOBRE O NÚMERO 3



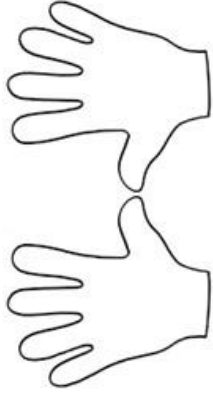
EN PUNTIÑOS

O SEU NOME É

PINTA OS CADRADOS

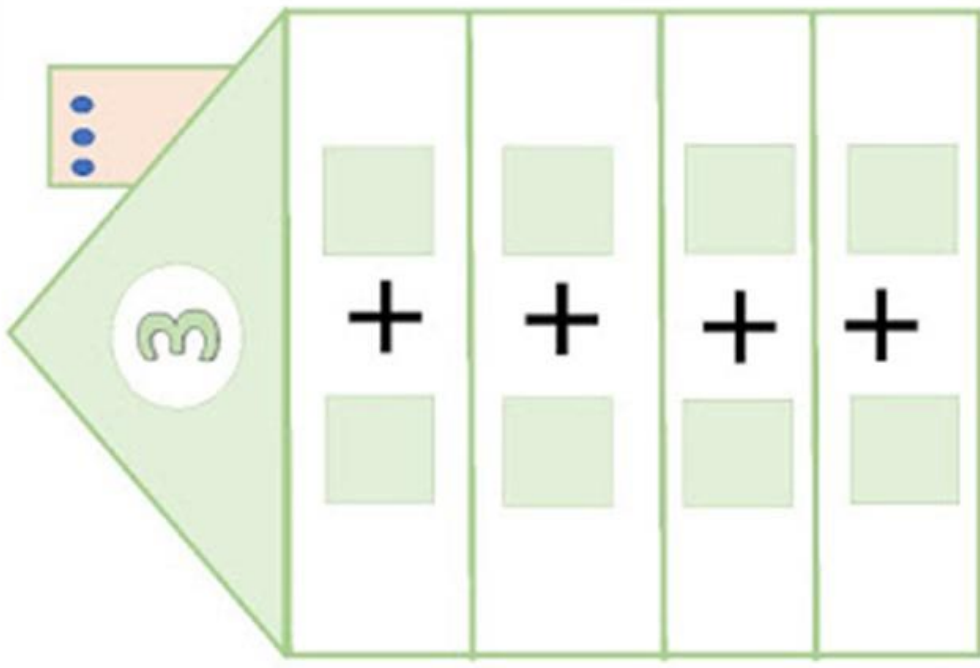


NAS MANS



ANTERIOR

POSTERIOR



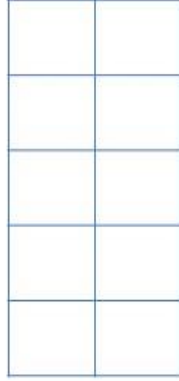


TUDO SOBRE O NÚMERO 4

EN PUNTIÑOS

O SEU NOME É

PINTA OS CADRADOS

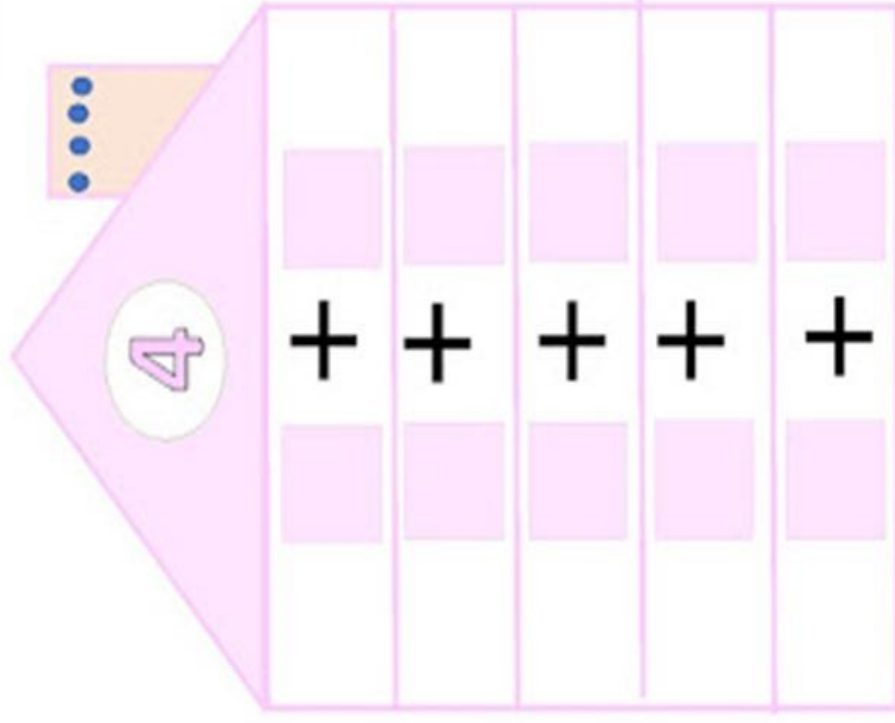


NAS MANS



ANTERIOR

POSTERIOR



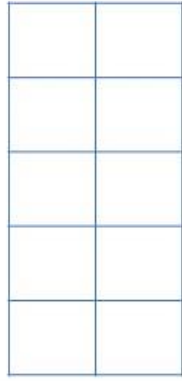


TODO SOBRE O NÚMERO 5

EN PUNTIÑOS

O SEU NOME É

PINTA OS CADRADOS



NAS MANS



ANTERIOR

POSTERIOR

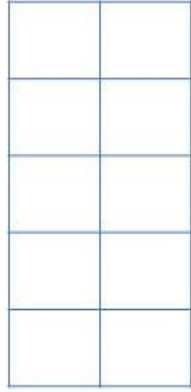
TODO SOBRE O NÚMERO 6



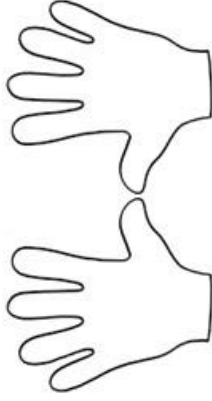
EN PUNTIÑOS

O SEU NOME É

PINTA OS CADRADOS

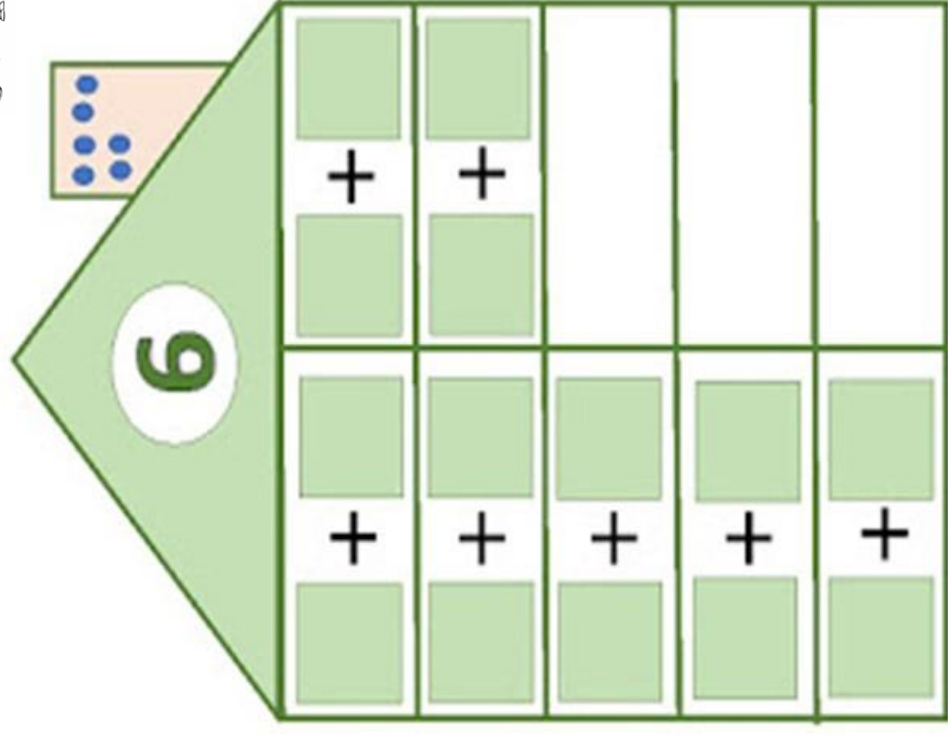


NAS MANS




ANTERIOR

POSTERIOR



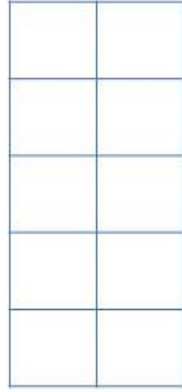
TODO SOBRE O NÚMERO 7



EN PUNTIÑOS

O SEU NOME É

PINTA OS CADRADOS



NAS MANS




ANTERIOR

POSTERIOR

A house-shaped number 7. The chimney has 7 blue dots. The roof contains the number 7. The main body is a grid with 7 rows and 5 columns. The first three rows have a plus sign in the second column. The first three columns have a plus sign in the second row. The remaining cells are empty for writing.

TODO SOBRE O NÚMERO 8



EN PUNTIÑOS

O SEU NOME É

PINTA OS CADRADOS

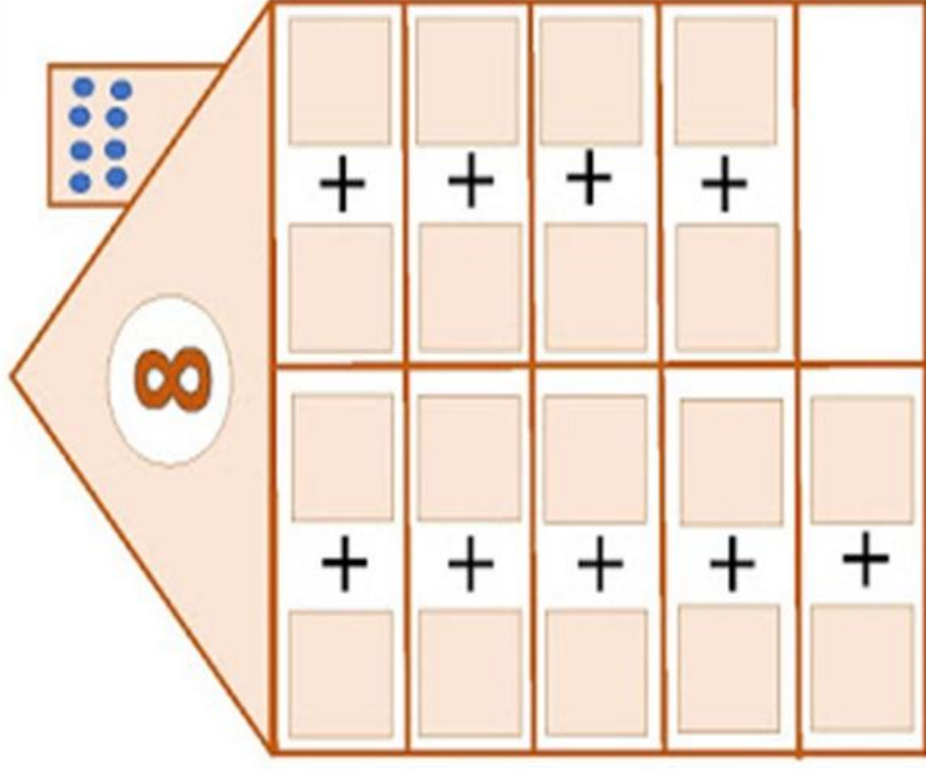



NAS MANS



ANTERIOR

POSTERIOR





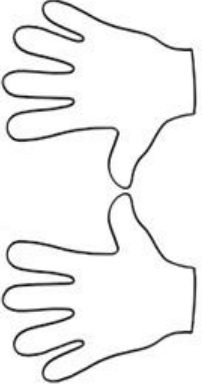
TODO SOBRE O NÚMERO 10

EN PUNTIÑOS

O SEU NOME É

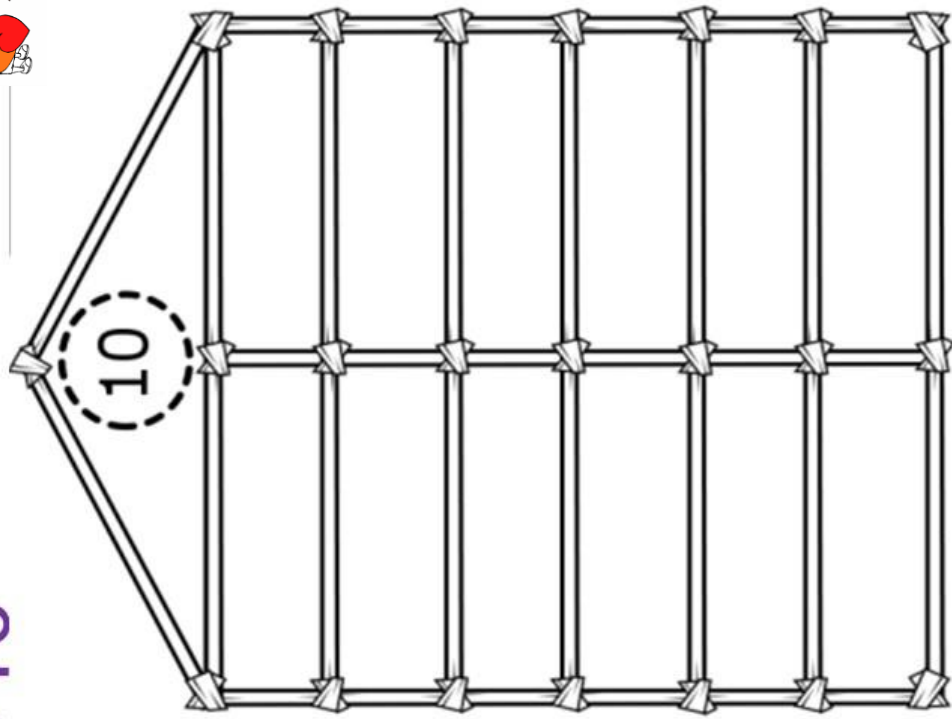
PINTA OS CADRADOS

NAS MANS

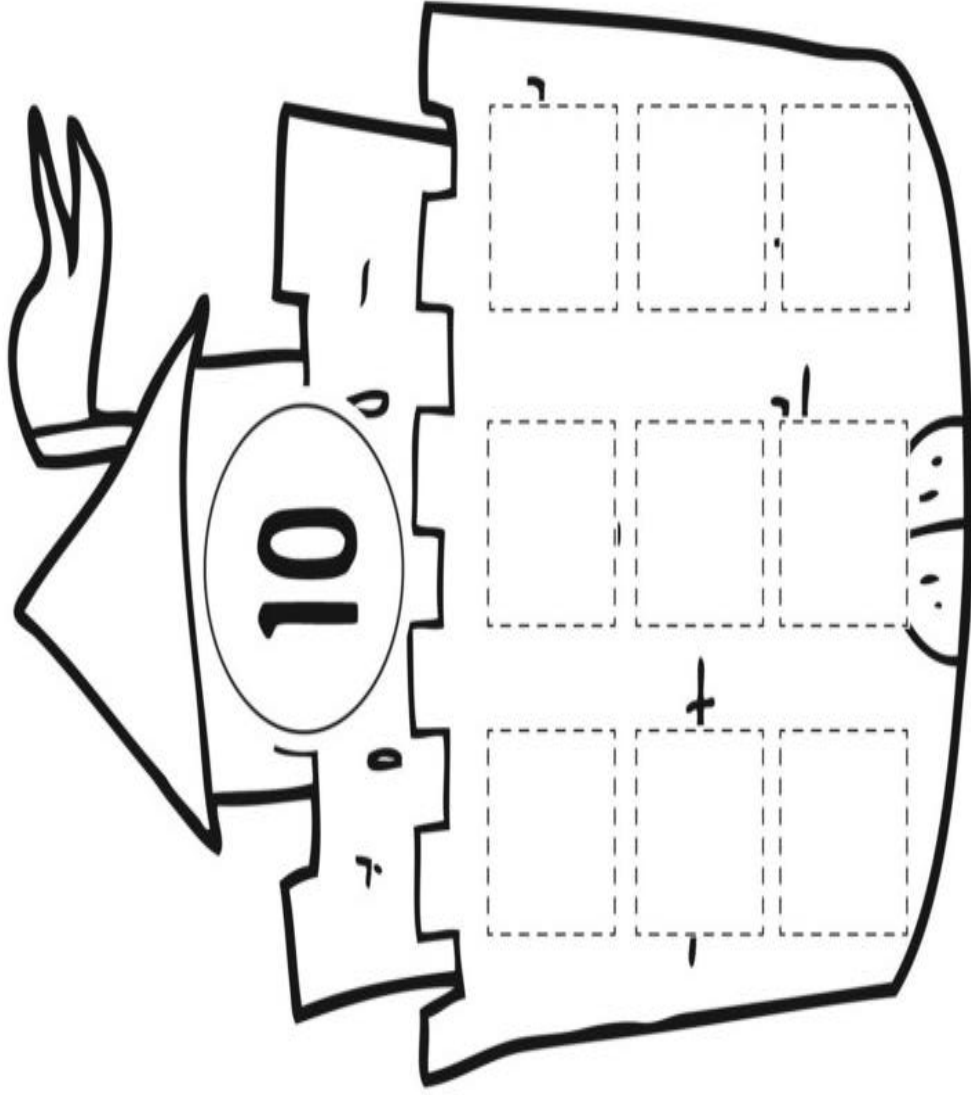



ANTERIOR

POSTERIOR




RECORTA E PEGA A FAMILIA DO 10



FICHAS RECORTABLES

11	12
13	14
15	16
17	18
19	

COMPLETA OS NÚMEROS QUE FALTAN



9		11
---	--	----

10		12
----	--	----

11		13
----	--	----

12		14
----	--	----

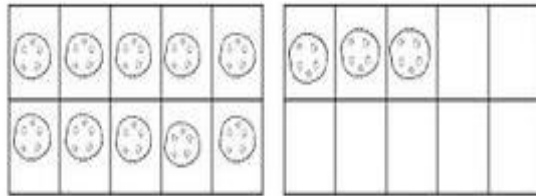

13		15
----	--	----

14		16
----	--	----

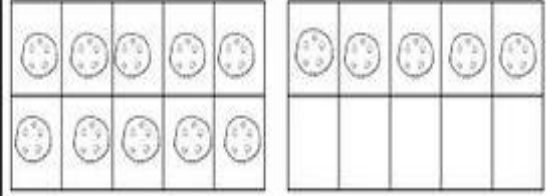
15		17
----	--	----

16		18
----	--	----

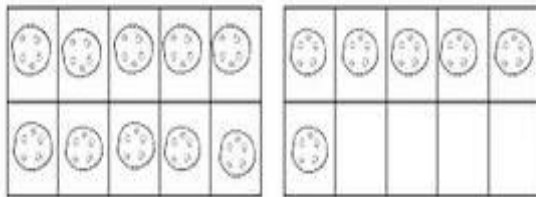
CONTA E COLOREA O NÚMERO



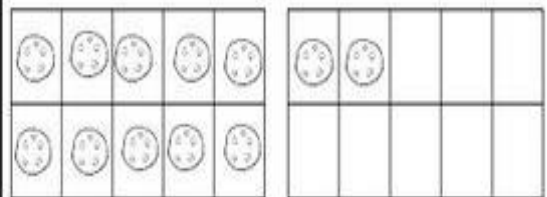
14 13 15



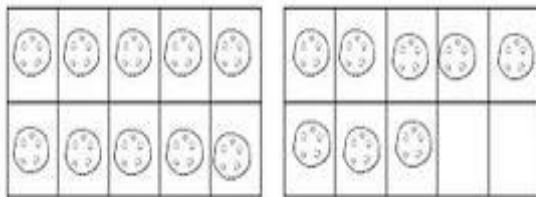
18 16 15



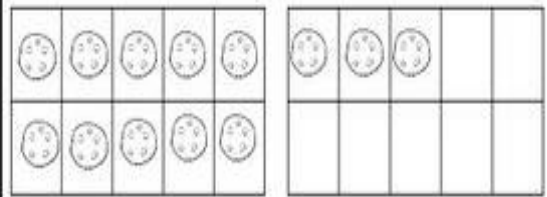
14 16 15



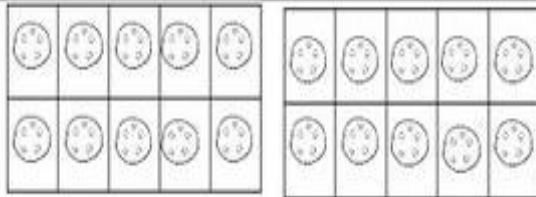
12 14 13




17 19 18



13 12 14




10 20 16



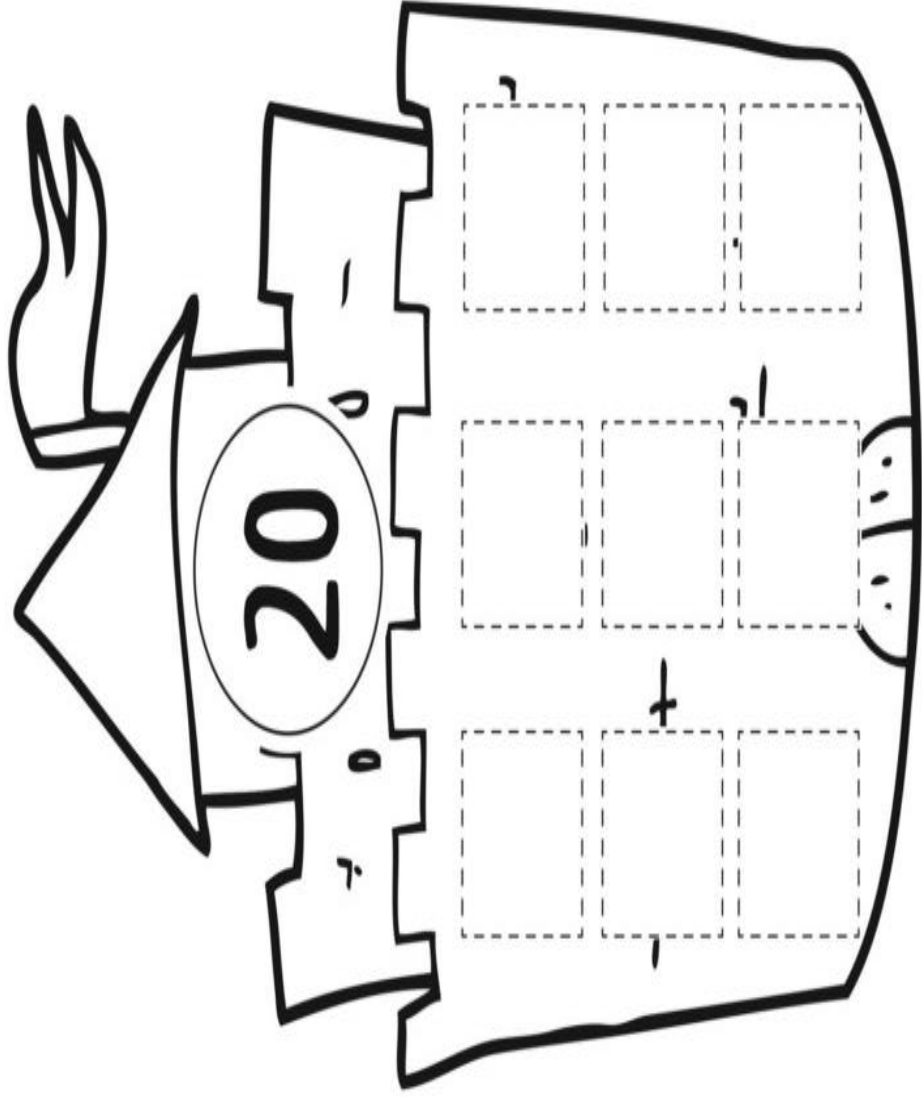

18 20 19

COLOREA OS CADRADOS QUE INDICA O NÚMERO



 13	 20	 17
 19	 15	 18
 A treasure chest sits on the ground. To its left is a flag on a pole with a skull and crossbones. To its right are two palm trees.	 12	 16


RECORTA E PEGA A FAMILIA DO 20



FICHAS RECORTABLES

21	22
23	24
25	26
27	28
29	

COMPLETA OS NÚMEROS QUE FALTAN



	22	
--	----	--

	20	
--	----	--

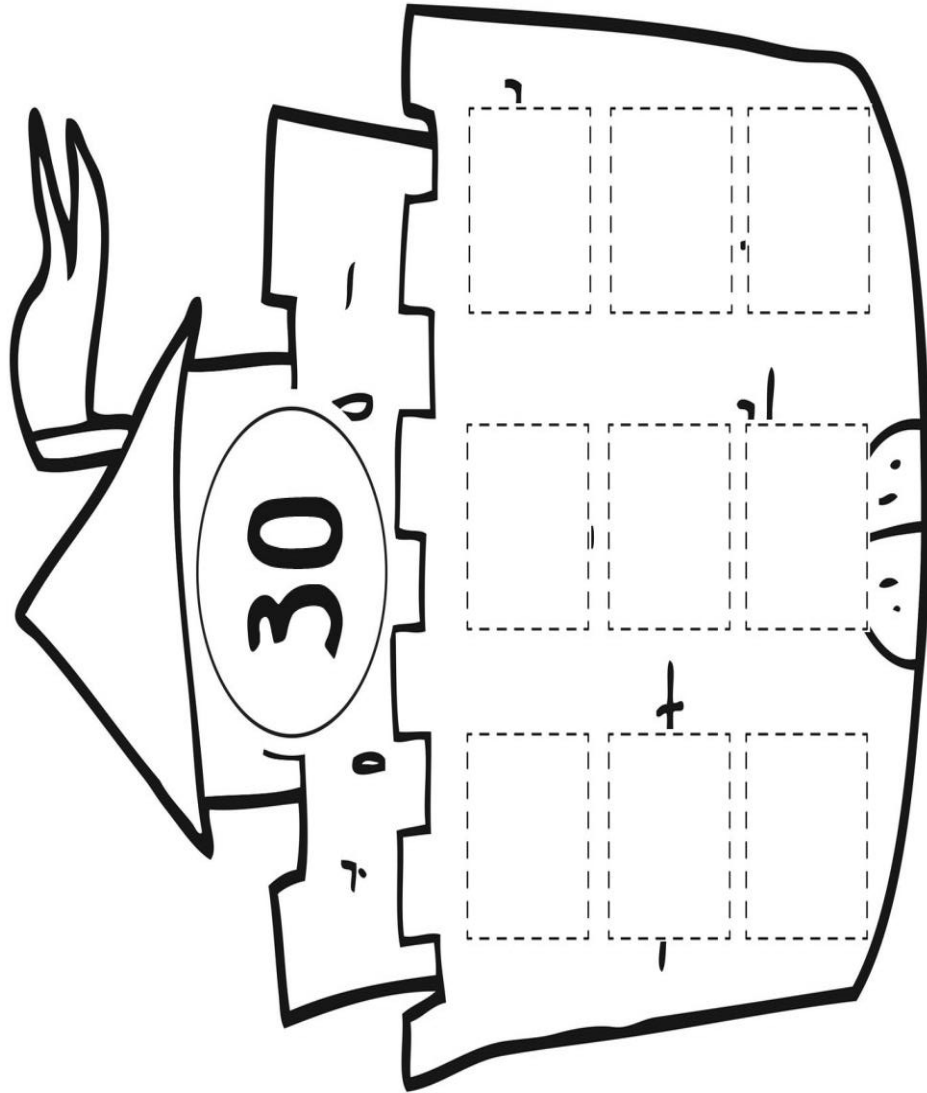

23		25
----	--	----

25		27
----	--	----

	28	
--	----	--

	29	
--	----	--

RECORTA E PEGA A FAMILIA DO 30



FICHAS RECORTABLES

31	32
33	34
35	36
37	38
39	

COMPLETA OS NÚMEROS QUE FALTAN



	33	
--	----	--

	31	
--	----	--

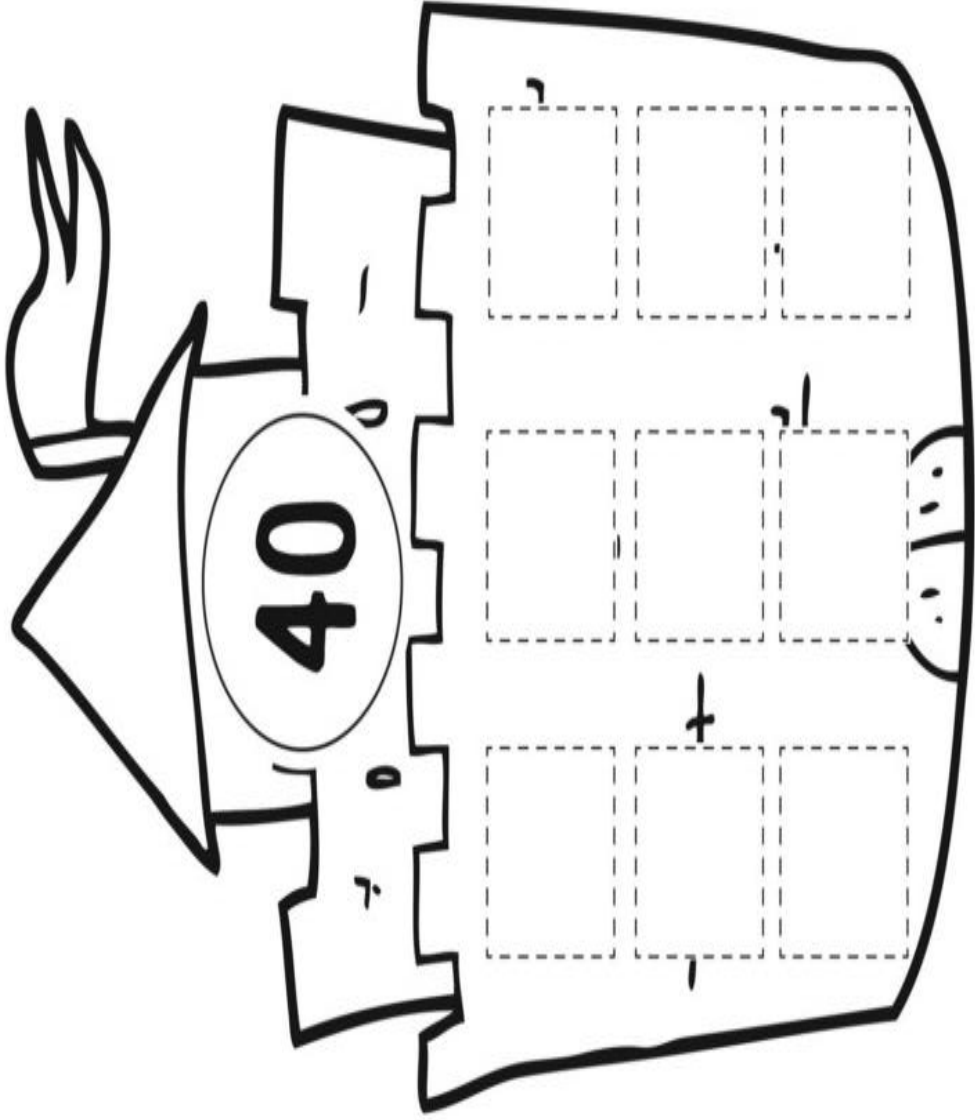

37		39
----	--	----

38		39
----	--	----

	35	
--	----	--

	30	
--	----	--


RECORTA E PEGA A FAMILIA DO 40



FICHAS RECORTABLES

41	42
43	44
45	46
47	48
49	

COMPLETA OS NÚMEROS QUE FALTAN



	42	
--	----	--

	49	
--	----	--

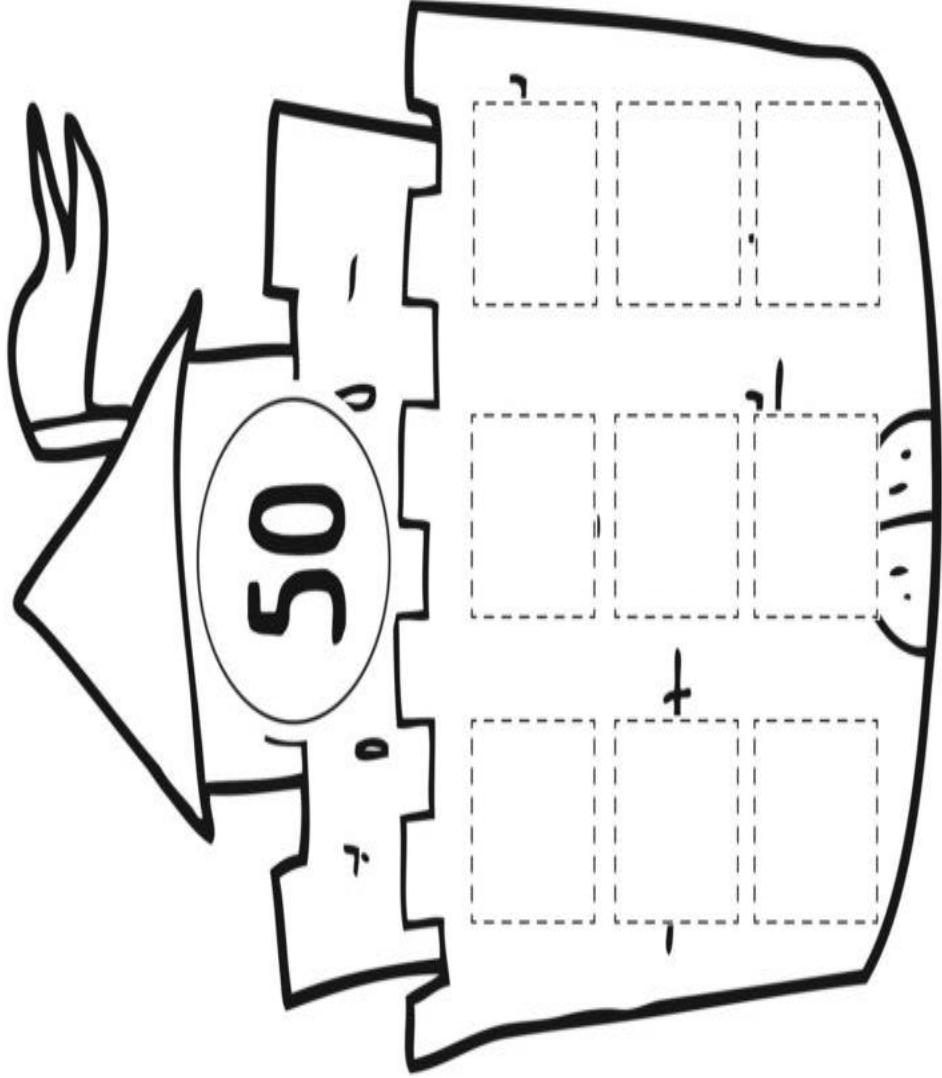

44		46
----	--	----

39		41
----	--	----

	47	
--	----	--

	41	
--	----	--


RECORTA E PEGA A FAMILIA DO 50











































FICHAS RECORTABLES

51	52
53	54
55	56
57	58
59	

DESCOBRE OS NÚMEROS AGACHADOS NAS FROITAS E ESCRIBEO



1	2	3		5			8		
11			14		16	17		19	20
21		23		25	26		28		30
31	32		34	35		37		39	40
41	42	43			46			49	50

	<input type="text"/>		<input type="text"/>		<input type="text"/>		<input type="text"/>
	<input type="text"/>		<input type="text"/>		<input type="text"/>		<input type="text"/>
	<input type="text"/>		<input type="text"/>		<input type="text"/>		<input type="text"/>
	<input type="text"/>		<input type="text"/>		<input type="text"/>		<input type="text"/>
	<input type="text"/>		<input type="text"/>		<input type="text"/>		<input type="text"/>