





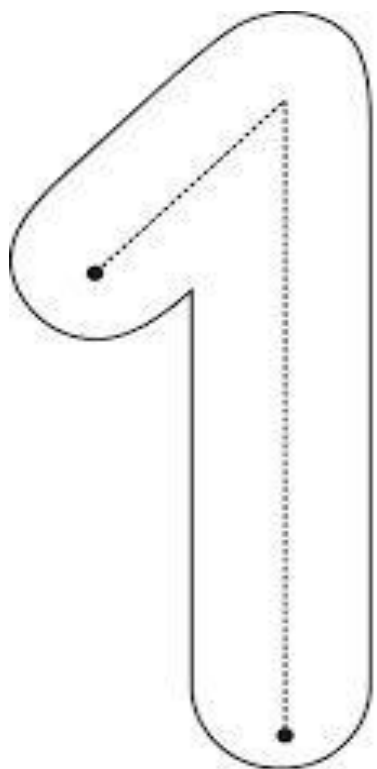


ESTA RECTA NUMÉRICA É O MATERIAL QUE  
NOS TEMOS NA AULA E QUE NOS AXUDA A  
CONTAR A TRAVÉS DOS DEDOS E DOS  
PUNTIÑOS.









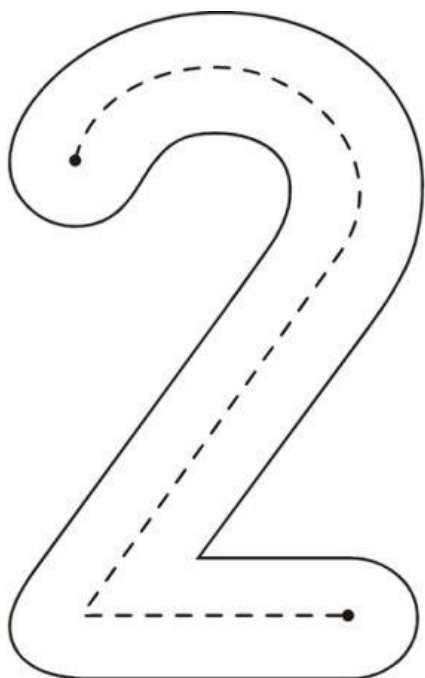


0	1	2	3	4	5	6	7	8	9	10
										
										









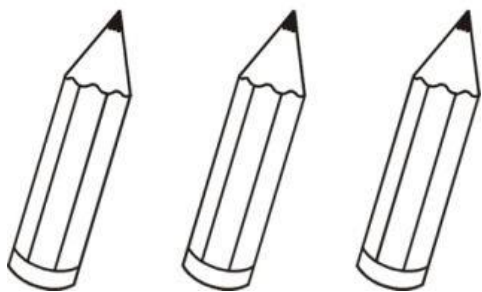
# PINTA E REPASA



# PINTA E REPASA



# PINTA E REPASA











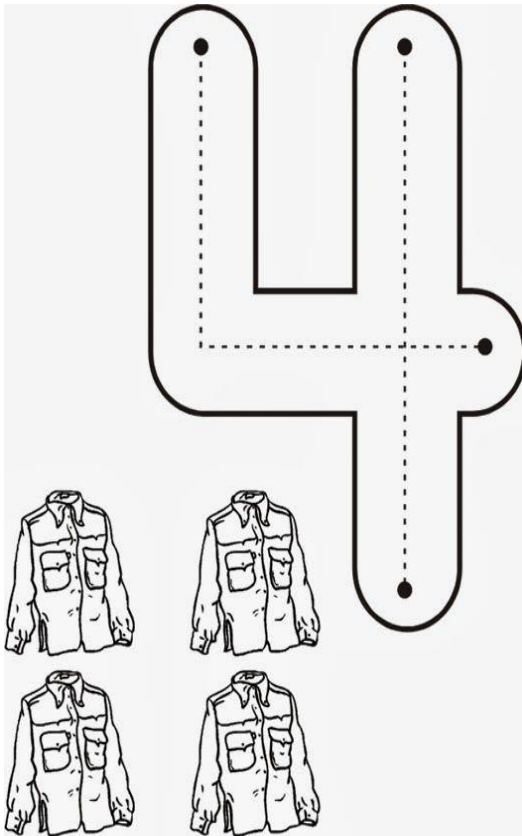

PINTA DE VERMELHO OS NÚMEROS  
1, DE AMARELO OS NÚMEROS 2 E  
DE AZUL O NÚMERO 3











A large rounded rectangle containing a color-coding activity. At the top, three colored ovals contain the numbers 1 (red), 2 (yellow), and 3 (blue). Below a horizontal line, a grid of 28 white ovals contains the numbers 1, 2, and 3 for coloring. The numbers are arranged in a roughly rectangular pattern, with some missing in the middle rows.

1	3	2	1	
	2		2	
3		3	1	
	3		3	
1	1			
		3	3	
3	2			
		1	1	2
1	3	2	3	


# PINTA E REPASA








# PINTA E REPASA








# COLOREA E TRAZA





1	1	
2	2	
3	3	
4	4	
5	5	








RECORTA E PEGA. COLOREA.

	1	
	2	
	3	
	4	
	5	



# UNE CO NÚMERO CORRESPONDENTE




3

4

5

1

2







# REALIZA O TRAZO.


1	1	1	1	
2	2	2	2	
3	3	3	3	
4	4	4	4	
5	5	5	5	

RECORTA  
E  
PEGA

1		
2		
3		
4		
5		

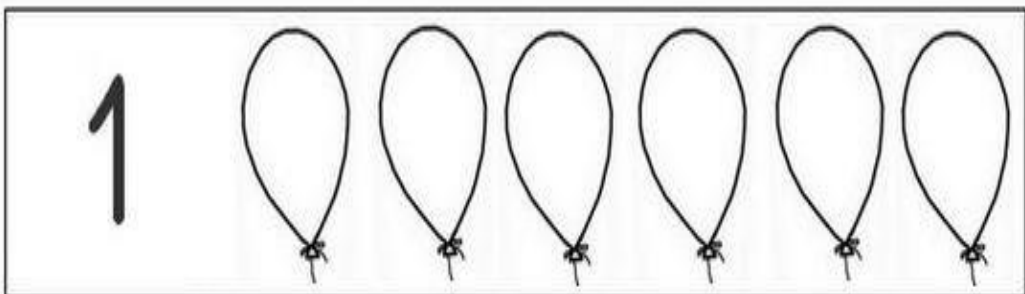
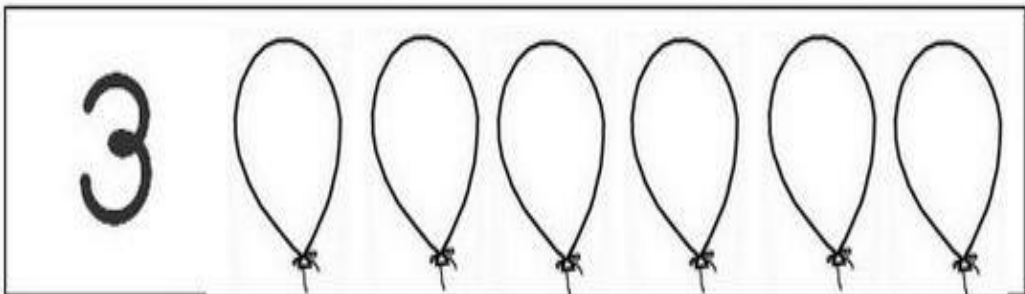

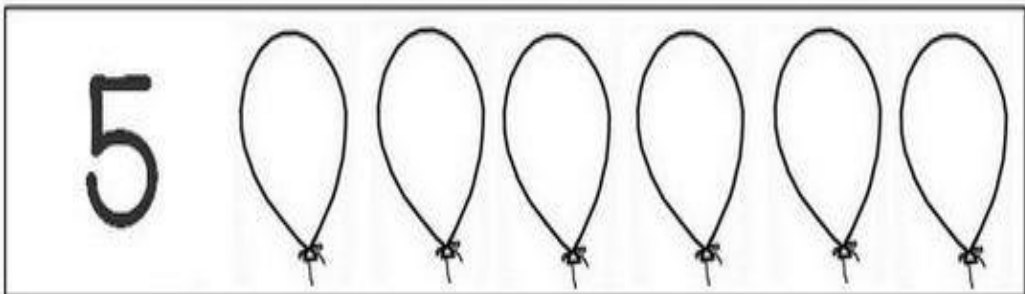




© My Teaching Pal











PINTA TANTOS COMO INDICA O NÚMERO





PINTA O NÚMERO  
CORRESPONDENTE



	<p>1</p> <p>2</p> <p>3</p>		<p>1</p> <p>2</p> <p>3</p>
	<p>2</p> <p>3</p> <p>4</p>		<p>2</p> <p>3</p> <p>4</p>
	<p>3</p> <p>4</p> <p>5</p>		<p>3</p> <p>4</p> <p>5</p>