





U N O

* Recorta y pega 1 galleta en el tarro. Pinta sólo las hojas que tengan el 1.






PROFE SANDRA



D O S



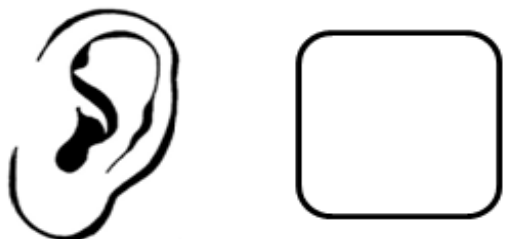

* Recorta y pega 2 galletas en el tarro. Pinta sólo las calabazas que tengan el 2.




* Escribe el número que corresponde en cada caso:



Cuántos tengo?






TRES



* Recorta y pega 3 galletas en el tarro. Pinta sólo las manzanas que tengan el 3.



* Une cada maceta con el número que corresponde:



1



2





3





PROFE SANDRA

* Escribe el número que corresponde a cada conjunto:





PRESTA MOITA ATENCIÓN E ATOPA AS 3 DIFERENCIAS ENTRE ESTOS DEBUXOS (MARCA AS DIFERENZAS NUN ÚNICO DEBUXO)



PROFE SANDRA

PRESTA MOITA ATENCIÓN E REMATA O PAIASO PARA QUE QUEDE IGUAL AO MODELO:



PROFE SANDRA

SEGUE FACENDO A MESMAS LIÑAS SEN XIRAR AOS ANIMALIÑOS:



PROFE SANDRA



PROFE SANDRA



PROFE SANDRA