

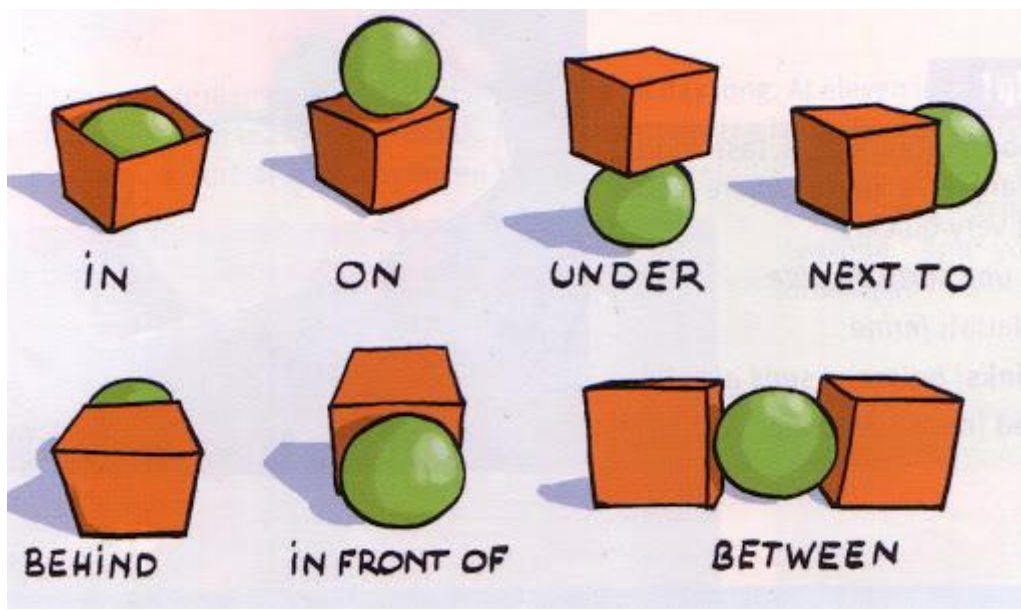
Hi children!!!

Hoxe vamos a seguir traballando o que vimos a semana pasada, e vámolos a recordar mediante un video.

<https://www.youtube.com/watch?v=DtA-5oThj4>

<https://www.youtube.com/watch?v=xERTESWbqhU>

1. **Look at the pictures to understand the new words** (mira estes debuxos para entender o significado destas palabras).



IN ... Dentro de ONencima de UNDER ...debaixo de

NEXT TO...o lado de BEHIND... detrás de IN FRONT OF....delante de

BETWEEN... en medio de

Ahora intenta memorizar estas novas palabras así como o seu significado, axúdate dos debuxos. (Podes copialas no caderno ou nun folio e incluso facer ti outros debuxos).

2. Ask and answer (pregunta e responde)

WHERE IS....? (Ónde está...?)

-WHERE is the ball? (¿Onde está a pelota?)

-It's IN the box (está dentro da caixa)

-where is the ball? It's ON the box.(está encima da Caixa)

Segue ti a facer preguntas e respostas sobre a pelota .

Where is the ball? It's

Where is the.....? It's.....

.....?

.....?

.....?

.....?

.....?

.....?

6. Fichas para practicar o que estamos a traballar

_(podes imprimilas, ou facelas nun folio ou caderno ou ben oralmente)

- Le as frases, une coa palabra que corresponda e completa as oracións.
- Cando remates todas as fichas , ledes a “Story” do voso libro(Páx 34)

CLASS BOOK PAG 34--35

Os que teñades o class book na casa, podedes ler a Story “The nature reserve”

Read and match. Write the words.

1) The kite is the table.



IN

2) The kite is the chair.



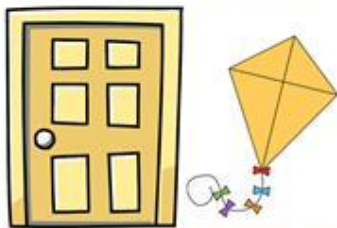
ON

3) The kite is the box



NEXT TO

4) The kite is door.



UNDER

PREPOSITIONS OF PLACE

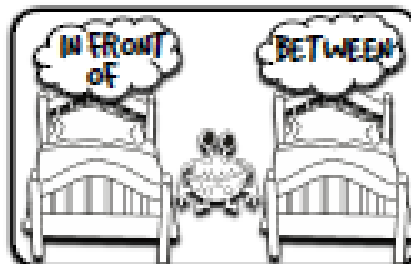

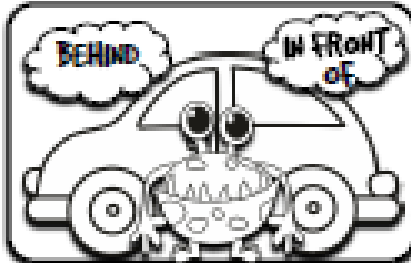


Name: _____

Date: ___/___/___

Worksheet # _____

Where's the monster?

Choose the preposition - colour the correct cloud.



esichallenge.weebly.com

- Elixer a resposta correcta e colorear a nuve .
- Fai pergunta e resposta (escritas ou oralmente como ti queiras)

Vocabulary: scooter, bath, car, bike, tree, beds

1--WHERE IS THE MONSTER? It's on the scooter.

2.....?

3.....?

PREPOSITIONS OF PLACE

Name: _____

Date: ___/___/___


Worksheet # _____



Where's the snail?




Read and choose. Tick (✓) the correct option.



In

On


Under



Between

Behind


In front of



In front of

In


Behind



Under

Behind


On



In

Under

On



Behind

In

Between



eslchallenge.weebly.com

- Marca a opción correcta.
- ASK AND ANSWER (pregunta e responde de forma escrita ou oral)

Where is the snail? It's the cup (taza) / plate (plato)

Where is the snail?.....

A continuación tes que ler o texto sobre “My bedroom”, mira os debuxos, volve a ler e completao coas palabras que estamos taballando . Colorea como che di o texto.

PREPOSITIONS OF PLACE


Name: _____

Date: ___ / ___ / ___

Worksheet # _____

My bedroom...

Read, complete and colour.



Hello! My name is Rachel and this is my bedroom. I've got a bed, a chair and a wardrobe in my bedroom.

There's a brown teddy _____ the chair,
a pink doll _____ the wardrobe and an
orange skate _____ the bed.

PREPOSITIONS OF PLACE

Name: _____

Date: ___ / ___ / ___

Worksheet # _____



Is the snail...?



Read and answer: "Yes, it is." Or "No, it isn't."

Is the snail on the plate?



Is the snail behind the cup?



Is the snail in front of the cup?



Is the snail behind the cup?



Is the snail in the cup?



Is the snail between the cups?





esichallenge.uspbly.com

Le as preguntas e contesta (podes facelas por escrito ou oralmente)

-Yes, it is

-No, it isn't

