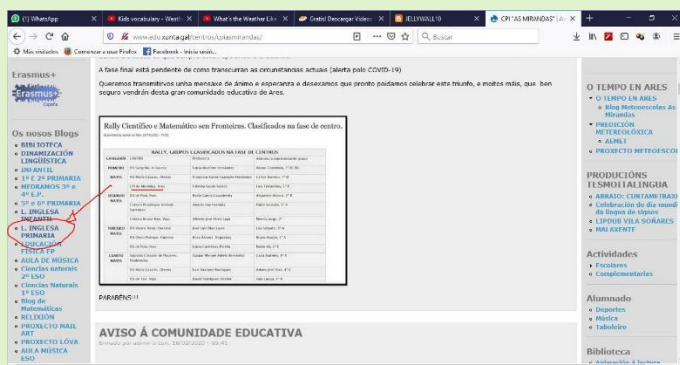


RAPACES E RAPAZAS – SEGUIDE ESTA GUIA SEMANAL – SERÁ DIVERTIDO!!

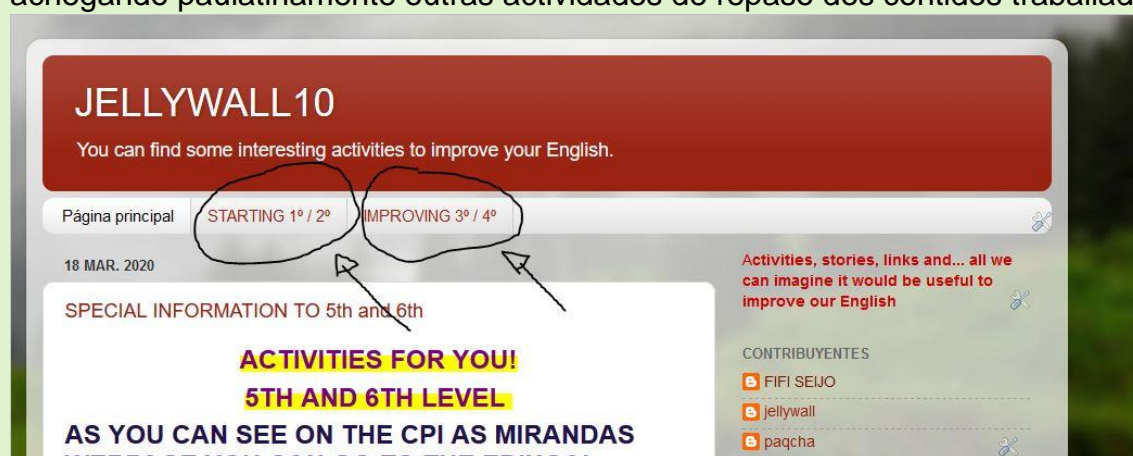


As actividades de Lingua Inglesa correspondentes aos cursos 1º, 2º, 3º e 4º podedes atopalas no blog JELLYWALL10 (<http://jellywall10.blogspot.com/>), que está no listado de blogs que aparecen na columna da esquerda.

Nas entradas haberá actividades identificadas como apropiadas para 1º/2º e 3º/4º pero,

independentemente do curso no que esteades, podedes entrar en calquera delas, ver os vídeos e os enlaces e facer as actividades suxeridas.

Nas pestanas do blog denominadas STARTING 1º/2º e IMPROVING 3º/4º iremos achegando paulatinamente outras actividades de repaso dos contidos traballados.



Para os que prefirades outro xeito de traballar ou vos sexa máis sinxelo, este é o mesmo traballo:

Nesta semana imos traballar sobre a primavera (**Spring is here!**).

Comezamos cun repaso do tempo atmosférico (The weather) e logo pasamos á presentación das estacións, e, en concreto da primavera.

1. Mirade os vídeos: o primeiro é un vídeo xeral de presentación do tema (The weather). Está neste enlace: <https://www.youtube.com/watch?v=cwsrnbdlYc&app=desktop>

O segundo é un video sobre o vocabulario que imos repasar, neste enlace: <https://www.youtube.com/watch?v=CXKj7bm4Ops>

2. Despois de ver o vídeo podedes facer as fichas de vocabulario (se non tedes impresora podedes facer un par delas, vós elixides, as que vos gusten máis, nun folio ou nunha libreta, no que teñades, non quedarán tan “escolarmente” ordenadas pero seguro que vos quedarán preciosas igualmente, sodes uns artistas).
3. Spring is here! (Aquí está a primavera). escoitar e tentar aprender a canción. <https://www.youtube.com/watch?v=zDxM1Lyywus>
4. Nesta época a natureza échese de bechos, aquí tes algúns dos máis comúns. Imos aprender os seus nomes e traballar sobre eles: copiar os nomes dos bechos máis comúns (para 3º e 4º). Ler e responder as preguntas (para 4º e os que se atrevan de 3º)

Weather



fog



cold



clouds



showers



wet



snow



stormy



dry



hot



sleet



rainbow



windy



sunny



hail



ice

What's the weather?



1. It's _____.



2. It's _____.



3. It's _____.



4. It's _____.



5. It's _____.



6. It's _____.



7. It's _____.



8. There's _____.

lightning partly cloudy snowy
 stormy windy rainy
 cloudy sunny

What's the weather today?

NAME: _____ DATE: _____

WEATHER WEAR

1. **Draw yourself** wearing the proper clothing to each type of weather.
2. **Describe** your clothes.







Name: _____

How's the Weather?

Directions: Write the weather word for each picture.

snow

partly cloudy

tornado

wind

hail

sunny

cloudy

stormy

rain



.....



.....



.....



.....



.....



.....



.....



.....



.....

WINTER



SPRING



SUMMER



AUTUMN



Copy their names and colour the pictures:

The illustration features a variety of cartoon insects and a girl. At the top, the word "BUGS" is written in large, bubbly letters, with a bee on the left and another on the right. Below this, there are several insects: a fly, a bee, a mosquito, a spider, a butterfly, a caterpillar, and a ladybug. Each insect is accompanied by its name in a stylized font. A girl with a ponytail and a net is also present. Arrows point from the names to blank lines for copying, and some have small upward-pointing arrows indicating where to start coloring.

bee ↑

fly ↑

mosquito ←

spider ←

butterfly ↑

caterpillar ↑

ladybug →

BUGS



fly



bee



mosquito



butterfly




spider



caterpillar



ladybug





ant



worm



dragonfly



cockroach



beetle

Name: _____ Date: _____

Who? What? Where?



Alice watches the Caterpillar eat a leaf. She sees it while she is at the park.

Who watches the caterpillar? _____

What is it eating? _____

Where does Alice see it? _____



Tim sees a dragonfly on the tree. It is blue and green.

Who sees the dragonfly? _____

What color is it? _____

Where does Tim see the dragonfly? _____

NAME: _____ DATE: _____

Who? What? Where?




When Jacob sees the bees today, they are on the hive. The bees go to the flowers to pick pollen.

Who sees the bees? _____

What are they on? _____

Where does they go? _____



Joe catches some butterflies. He put them in a jar to watch them. He catches them in the flower garden.

Who catches the butterflies? _____

What does he put them in? _____

Where does Joe catch there? _____

Name _____ Date _____

Who? What? Where?



Rob likes to fish using grasshoppers as bait. He likes to use the green grasshoppers. He looks for them in the grass.

Who uses grasshoppers as bait? _____

What color grasshoppers does he use? _____

Where does Rob find them? _____



Kay sees a fly in the kitchen. It lands on the pie on the table. Next, it lands on Kay's fork!

Who sees the fly in the kitchen? _____

What does it land on first? _____

Where does it land next? _____

ENJOY YOUR WEEK!!

