

3º e 4º

SPRING IS GREAT!

Nesta semana continuamos traballando sobre as estacións, a primavera e os bechos: **Spring is great!** (A primavera é xenial). e, **antes de nada, aqueles que non tedes impresora, como xa sabemos que sodes uns grandes artistas, , ... poñede o número da ficha e as respostas e logo... a debuxar rapaces e rapazas!! Veredes que é moi divertido**

1. Comezamos cun vídeo de introducción: Este é para disfrutalo.

<https://www.youtube.com/watch?v=uMZ1hFj7JU> (fonte: Steve and Maggie Bugs and Insects for Kindergarten,Preschool and Junior kids)

2. As estacións: Ver o vídeo

<https://www.youtube.com/watch?v=eXFe4tUCd40> (fonte: Armagan Citak, Seasons, weather and clothes)

3. Buscar a roupa de inverno. Verdadeiro ou falso.(**FICHA1**) (**pax 2**)

4. Nomear a roupa de verán. Describir a roupa e accesorios. Clasificar a roupa por estacións. (**FICHA 2**) (**pax 3**)

5. Seguimos traballando cos bechos, diferencia entre insectos e outro tipo de bechos. Revisión de vocabulario das partes do corpo e presentación de vocabulario.(vídeo)

<https://www.youtube.com/watch?v=nqykUVfRxQY> (Fonte: Bugs and Insects for Kindergarten,Preschool and Junior kids)

6. Agora a ver o que recordades deses bichiños pequenos.(**FICHA 3**) (**pax 4**)

7. Lectura. Reading: Spring Facts (**FICHA 4**) (**pax 5-8**)

8. Recordas a lectura? Imos ver. Responde. (**FICHA 5**) (**pax 8**)

9. Aprender as palabras novas. “Easter Word hunt “ Ao rematar de escribir as palabras, colorea os debuxos. (**FICHA 6**) (**pax 9**)















10. Agora temos un encrucillado. Que tal se che dan? (**FICHA 7**) (**pax 10**)
(Ao rematar, se estás con gañas, colorea a ficha)

FICHA 1.

- Do you remember the words? Make an effort. You can do it!!

Winter clothes

1. Unscramble the words and find them in the word search puzzle:

	C T O A	A R M E J P T B B A E S		W E T E S R
<input type="text"/>	<input type="text"/>	S W E A T E R M O D M I	<input type="text"/>	<input type="text"/>
	C O S S K	S K H R M F O G O T I E		N I T
<input type="text"/>	<input type="text"/>	L S K M B R U O T O T H	<input type="text"/>	T S E M
	O S T B	G M A U K H S L S E T A		O G V
<input type="text"/>	<input type="text"/>	L U E F U D E K G K E T	<input type="text"/>	S E L
	S S	O H E F I A R K P L N U		C S F
<input type="text"/>	<input type="text"/>	V I K S I O S O C K S K		T A H
	O U T E R R	E A R E B O F A N E I N		U S R
<input type="text"/>	<input type="text"/>	S C A R F J O C O A T U	<input type="text"/>	A M F E F
	<input type="text"/>		<input type="text"/>	
	<input type="text"/>		<input type="text"/>	
	<input type="text"/>		<input type="text"/>	

2. True or false?




- The girl is wearing blue boots.
- The boy is wearing a green scarf.
- The girl is wearing blue trousers.
- The girl is wearing a red hat.
- The boy is wearing purple gloves.
- The girl is wearing green mittens.
- The boy is wearing orange boots.
- The boy is wearing earmuffs.
- The girl is wearing a red coat.
- The boy is wearing a red sweater.
- The girl is wearing orange gloves.

• FICHA 2

SUMMER CLOTHES

o Read and label the summer clothes:

Shorts, sunglasses, jacket, T-shirt, sandals



o Describe the boy's clothes:

.....
.....

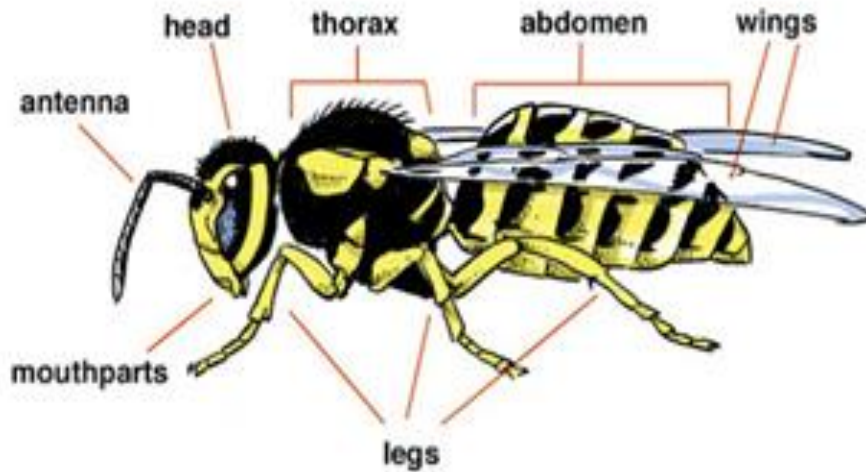
o Draw:

A drawing activity sheet with three columns. The first column is titled "Summer" with a sun icon. The second column shows various summer clothing items: a red sweater, a red beanie, sunglasses, blue shorts, a white t-shirt with a star, a blue jacket, a red swimsuit, a yellow hat, a pink scarf, and green boots. The third column is titled "Winter" with a cloud icon. Each column has a small logo at the bottom.

FICHA 3.

BUGS AND INSECTS

1. Learn the words:



2. Complete.

Insects have got legs.
 They have got body parts.

3. Answer.



What animal is it?

Is it an insect?

What animal is it?

Is it an insect?



- FICHA 4

SPRING FACTS. READING.

SPRING

What Happens in Spring?

When is Spring?

Spring Facts

- Spring is one of the four seasons.
- The four seasons are autumn, winter, spring and summer.
- Spring comes after winter and before summer.



. Spring begins on March 21st or 22nd.



*What happens in
spring?*

❖ Many animals such as cows, birds, ducks, rabbits... have their babies.



❖ Animals such as bears who hibernate start to wake up and become active.

▪ In April you will see more rain showers.



▪ In May the flowers will start to bloom.



April showers bring
May flowers.



Easter, Passover, April Fools Day, Earth Day, Arbor Day, Mother's Day ...are all holidays in spring.



- **FICHA 5**

Answer to the following questions:

1. Write the name of the seasons:

_____ , _____ , _____ , _____

2. When does spring come?

Spring comes _____

3. When does spring begin?

Spring begins _____

4. Complete the sentences.

a. In spring many animals such as cows, birds, _____, rabbits, ... have their

b. Animals such as _____ who hibernate start to _____ and become


c. April _____ bring

May _____

d. Easter, Passover, April Fools Day, Earth Day, Arbor Day, Mother's Day ... are all

_____ in spring.

• FICHA 6.



The illustration is a black and white line drawing for a word hunt. It features a large central figure of a smiling bunny wearing a hat with a flower and the word "bunny" on its face. To the left, a smaller bunny is labeled "giving" and another is labeled "Easter". In the center, a basket is labeled "hunt" and contains several decorated eggs. To the right, a chick is labeled "family", a child is labeled "chocolate", and another bunny is labeled "holiday" and "eggs". The entire scene is framed by a decorative scalloped border. At the top, there are two crayons and the title "Easter Word Hunt". Below the title, the instructions "Trace each Easter word that you find and then write it below." are written, with a small crayon icon under the word "write".


My Easter Word Bank

• FICHA 7


It's Easter Time!

Number the pictures, then do the crossword.


1 basket – 2 bunny – 3 Easter egg – 4 daffodil
5 dove – 6 chick – 7 chocolate – 8 lamb




□




□




□




□




□



□



□



□

XA QUEDA MENOS!! MOITO ÁNIMO!!

