

3º e 4º

SEMANA 27 - 30 ABRIL

“HOME SWEET HOME”

THE HOUSE - THERE IS / THERE ARE - ABILITIES

Ola de novo rapaces e rapazas.! Fogar doce fogar!

“HOME, HOME, SWEET, SWEET HOME,
BE IT EVER SO HUMBLE, THERE'S NO PLACE LIKE HOME.”



Non hai mellor lugar que o noso fogar. E coma non, é momento de lembrar e refrescar a nosa memoria..

Será fantástico, con algunha sorpresa e... **tamén divertido!!**

Esta semana temos un festivo aínda que o traballo está repartido para facer en tres veces para que vos resulte máis levadeiro. Recordade que calquera das tarefas son suxerencias para traballar o que xa tedes aprendido e se vos parece moito podedes reducir e deixar algunhas.

Isto está pensado para todos os gustos:

Os que sempre queredes máis

Os que aceptades o que vos propoñen.

Os que axiña vos cansades.

Recordade **que aqueles que non tedes impresora, como xa sabemos que sodes uns grandes artistas, , ... poñede o número da ficha e as respostas e logo... a debuxar rapaces e rapazas!!**

DIA 1 – DAY 1

1. Imos empezar coma xa estades afeitos, cun video para arrincar con enerxía:

VIDEO 1: Welcome to my house (English Dialogue) - Educational video for Kids

<https://www.youtube.com/watch?v=O07X1XLK4tM&feature=youtu.be>

Presentación das habitacións e o que se fai nelas.

Que tal? Como ides coa memoria?

2. Imos á **FICHA 1 – SHEET 1 - parts-of-the-house-and-furniture 1** (páxina 5)
(podedes facela directamente no ordenador ou imprimila, e con tranquilidade)
3. **VIDEO 2: Learning the Bedroom - Vocabulary for kids** (seguro que o sabedes todiño!!)

<https://www.youtube.com/watch?v=UUADD6J07cU>

(aínda que ides escoitar e ver closet neste video vós o coñecedes coma wardrobe)



4. **VIDEO 3: English Bedroom Vocabulary Flashcards For Children To Learn And Study English Language**
https://www.youtube.com/watch?v=DJfvE-Tt_c8
5. Agora xa está todo máis que sabido,, non si?

FICHA 2- SHEET 2 – FICHA 2 - parts-of-the-house-and-furniture 2 (páxinas 6)

DIA 2 – DAY 2

THE HOUSE - THERE IS / THERE ARE

Imos seguir un pouco máis lembrando e divertíndonos.

1. **FICHA 3 – SHEET 3** – furniture vocabulary (páxina 7)
2. **FICHA 4 – SHEET 4** –“messy room prepositions” (páxina 8)
3. Imos ver outro video antes de poñernos á faena. Como andades de voz??

VIDEO 4: My room vocabulary song in English for kids. Furniture, pets, objects. Learning songs.

<https://www.youtube.com/watch?v=tFBCeOYZFjw>

4. **FICHA 5** - my favourite place at home (páxinas 9)
5. **FICHA 6** – JIGSAW PUZZLE (THE HOUSE) páxinas 10 e 11)

Esta última é opcional, para aqueles que lles guste colorear, recortar, pegar.

Tedes dous crebacabezas a elixir, eu non fun quen de decidir, porque as dúas opción me parecen bonitiñas.

O primeiro que tedes que facer é decidir se vos apetece preparar un crebacabezas.

Se a resposta é que si aquí vos deixo os pasos:

1. Colorear a casa que vos guste máis.
2. Pega con coidado e moi ben a ficha coloreada nun cartón, unha Caixa de galletas ou algo polo estilo ou nunha cartolina se tedes algunha por casa.
3. Deixa secar ben.
4. Recorta con coidado seguindo as liñas.
5. Xa tes un crebacabezas para xogar ou para regalarlle a alguén!!!



**(NON É NECESARIO ENVIAR O VOSO TRABALLO, AINDA QUE SE VOS APETECE COMPARTILO
PODEDES MANDAR FOTO DO RESULTADO)**



DIA 3 – DAY 3

ABILITIES – CAN / CAN'T

E aínda que estamos na casa podemos facer moitísimas cousas. So necesitamos un pouquiño de imaxinación e veredes que vos ides sorprenderr!!

1. Recordando non hai lugar ao erro. Imos primeiro ver este video antes de poñernos á faena.
VIDEO 5 : Action and Activities flashcards | What I can do | by BabyA Nursery Channel
<https://www.youtube.com/watch?v=b48EGPeUQmc>
2. Agora toca comprobar canto recordades e que habilidades tedes.
FICHA 7 – SHEET 7 . FICHA 7 - can-expressing-ability (páxina 12)
3. **VIDEO 6** - Sports, actions and Can/Can't
<https://www.youtube.com/watch?v=9UFo7OwbQKc>
4. **FICHA 8 – SHEET 8** - actions verbs infinitive ing form (páxina 13)
5. **VIDEO 7** What can you do? (US version) Vos apetece cantar??
<https://www.youtube.com/watch?v=radrRGGe-J0>
6. **FICHA 9 – SHEET 9** – FICHA 9 - I can do at home (a ver cómo se vos da isto de escribir, de seguro que fenomenal) (páxina 14)
7. **FICHA 10 – SHEET 10** – SÓ SE VOS APETECE. Estes Minions o dan todo, tódío!!CAN YOU DO IT?? (páxina 15)

NOTA:

Recordade:

As actividades son orientativas e podeades repartir as tarefas, non é necesario que fagades todo xunto.

Vós e as vosas familias decidides.

Hai actividades dabondo para todos:

- Os que sempre queredes máis.
- Os que aceptades o que vos proponen.
- Os que axiña vos cansades



MOITO ÁNIMO! SODES UNS CAMPEÓNS!!

NAME:FICHA 1

Parts of the house

& Furniture

Identify the parts of the house. Use the words below.

kitchen	attic	roof
hall	living room	front door
chimney	bedroom	bathroom



- 1.
- 2.
- 3.
- 4.
- 5.
- 6.
- 7.
- 8.
- 9.

What's in the rooms? Use the structure there is / there are.

In the picture we can see some objects.
 bath - sofa - bedside table - toilet - chairs - lamp
 - pictures - bed - washbasin - fridge - table -
 mirror - cupboard - cooker - stairs

Put them in the correct places.

kitchen:

hall:

living room:

bedroom:

bathroom:

1. There is a washbasin in the bathroom.
2.
3.
4.
5.
6.
7.
8.
9.

NAME:FICHA 2

Parts of the house & Furniture

Answer: Yes, there is No, there isn't
Yes, there are No, there aren't



Is there a bed in this room?

Are there bedside tables in this room?



Is there a table in this room?

Are there two fridges in this room?



Is there a bath in this room?

Is there a washbasin in this room?



Is there an armchair in this room?

Is there a sofa in this room?



Are there any stairs in this room?

Is there a bath in this room?

Answer about yourself.

- 1. Is there a sofa in your living room?

- 2. Are there two fridges in your kitchen?

- 3. Is there a table lamp in your bedroom?

- 4. Are there any pictures in your house?

- 5. Is there an attic in your house?

- 6. Are there mirrors in your house?

NAME : FICHA 3

The Living room



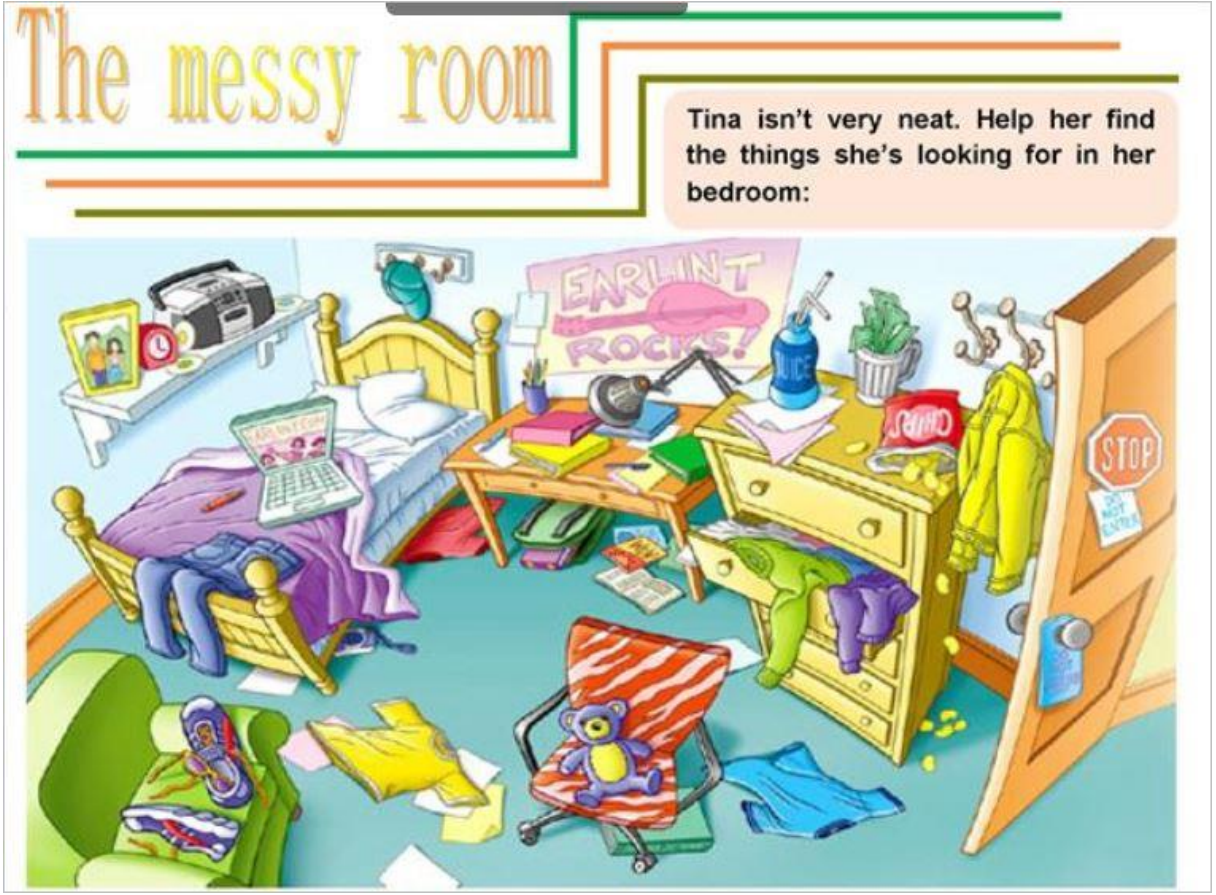
1. Television set
2. Video recorder
3. Lamp
4. Telephone set
5. Pot
6. Picture
7. Armchair
8. Sofa
9. Round table
10. Pillow
11. Curtain
12. Fire place

The Bedroom

1. Bed
2. Bedside table
3. Wardrobe
4. Drawer
5. Desk
6. Chair
7. Rug
8. Blanket
9. Pillow
10. Sheet
11. Book shelf



NAME:.....FICHA 4



Remember: **is** (SINGULAR) The computer **is**...
are (PLURAL) The trainers **are**...

Look at Tina's bedroom. Complete with prepositions: **in, on, under, behind, beside, between, next to.**

1. The computer **is** the bed.
2. The trainers **are** the armchair.
3. The chair is the door and the armchair.
4. The blanket is the computer.
5. The red t- shirt is the bed
6. The green jumper is the drawer.

Help Tina to find these objects:

(jacket) The jacket is behind the door.

(blue book)

.....

(clock).....

.....

(school bag).....


.....

NAME: FICHA 5



My favourite place is my bedroom. There is a bed, a desk and a wardrobe. There is a poster on the bed. There are two pencils next to the lamp.
I can read and write in my bedroom. I like sleeping.

➤ Draw or put a photo and describe your favourite place in your home:





.....
.....
.....
.....

OPTIONAL: DECIDE WHICH OF THESE HOUSES YOU LIKE BEST AND THEN:

FICHA 6

1. COLOUR
2. STICK ON A CARDBOARD
3. CUT AND PLAY





YOU DECIDE IF YOU LIKE COLOURING AND PREPARING YOUR NEW JIGSAW PUZZLE. UP TO YOU!!

NAME:











FICHA 7

Grammar: CAN / CAN'T: expressing ability

A. Look at the pictures, write the words. Then write sentences about what these people CAN or CAN'T do.

Use these verbs:

☺ dance ☺ swim ☹ sing ☹ cook ☹ drive
 ☹ run ☹ ski ☺ play the piano ☹ ride a horse ☹ paint

1.  dance	2. 	3. 	4. 	5. 
6. 	7. 	8. 	9. 	10. 
<input type="text"/>	<input type="text"/>	<input type="text"/>	<input type="text"/>	<input type="text"/>


- | | |
|------------------------------------|-----------------------------|
| 1. Sarah and Tom <u>can dance.</u> | 2. Mary _____ |
| 3. Tony <u>can't sing.</u> | 4. That man _____ |
| 5. Granny _____ | 6. She _____ the marathion. |
| 7. They _____ | 8. Tina _____ |
| 9. He _____ | 10. Mr Smith _____ |

B. And you? Can you do these things?

Write short answers.

Yes, I can /No, I can't

- Can you speak French? _____
- Can you ride a bike? _____
- Can you play chess? _____
- Can you bake a cake? _____
- Can you whistle? _____
- Can you dive? _____



NAME:

FICHA 8



watch tv

watch watching

I can **watch** tv in the living room.

I can't **watch** tv in the bathroom.

I like **watching** tv .

➤ Read and copy.



Talk




sleep



drink



eat



read



walk



Jump



sit



sing



dance



ride



cook

➤ Write the **-ing** form:

watch - **watching**

play -

read-

drink-

walk-

sing -

listen -

Paint -

talk-

eat-

jump-

cook-

➤ Pay attention:

dance- dancing

ride - riding

run- running

sit - sitting

NAME:FICHA 10

CAN YOU DO IT??

