

3º e 4ºSEMANA 20 – 24 ABRIL“Keep calm and stay at home”FAMILY- THE HOUSE -THERE IS / THERE ARE - PREPOSITIONS

Ola de novo rapaces e rapazas.! Como di o refrán en abril augas mil!!

“APRIL SHOWERS BRING MAY FLOWERS!”

Dende casa e con tranquilidade imos ver canto recordamos. Sei que todos sodes moi listos e seguro que vai ser moi sinxelo e tamén divertido!!

Recordade **que aqueles que non tedes impresora, como xa sabemos que sodes uns grandes artistas, , ... poñede o número da ficha e as respostas e logo... a debuxar rapaces e rapazas!!**

DIA 1 – DAY 1

1. Imos empezar cun video para arrincar con enerxía:

VIDEO 1: Family Story for Kids from Steve and Maggie | Speaking and Learning Wow English TV
<https://www.youtube.com/watch?v=VvrG4JguNQk>

Que tal? Fácil, non?

2. Imos á **FICHA 1 – SHEET 1** para repasar e recordar os membros da familia. Logo completamos Who is it - (páxina 4)

MEMBERS OF THE FAMILY (poñede atención e non vos botedes a correr, non hai presa!!)

3. Agora que sabedes un pouco máis imos revisar o vocabulario. Esta é divertida!

FICHA 2- SHEET 2 – The Simpson Family – Read and complete the family tree (páxinas 5 e 6)

4. **My house.** Seguimos lembrando cousiñas. Imos ver este video con atención.

VIDEO 2: Kids vocabulary - House - Parts of the House - Learn English for kids - English educational video

<https://www.youtube.com/watch?v=R9intHqlzhc>

5. **FICHA 3 – SHEET 3** – Agora lle toca a quenda á casa – The house-vocabulary. como o vedes??. (páxina 7)

6. Imos ver outro video antes de poñernos á faena.

VIDEO 3: Learn Rooms of the House | Talking Flashcards

<https://www.youtube.com/watch?v=1lqZmMu5wkk>

7. **FICHA 4 – SHEET 4** – A traballar, le ben as instrucións para facer o que se che pide. (páxinas 8 e 9)

8. E un último video para cantar ao ritmo. Prohibido desafinar!!

VIDEO 4: 'My House' Song (Rooms & furniture in the home) English on Tour

<https://www.youtube.com/watch?v=eUTxbewGGis>

DIA 2 – DAY 2

THE HOUSE - THERE IS / THERE ARE

Como andades de memoria?? Imos ver...

1. Imos revisar se lembrades o que fixéchedes onte. Empezamos cunha lectura que fala de Lucia's House.

FICHA 5 – SHEET 5 - Read the description – Copy the words and draw. (páxina 10)

2. Agora imos ver canto recordades do uso de There is / There are

Primerio prestamos atención a este video que nos vai axudar a recordar un pouquiño.

VIDEO 5: Easy Grammar 2: There is / There are

<https://www.youtube.com/watch?v=SfewTOeDdC0>

Que tal? Seguro que o sabedes todiño!!!

3. **FICHA 6 – SHEET 6**. Practicamos o uso de There is / There are. Non vos preocupedes se non sabedes todo. Ao rematar podedes mirar o seguinte video e voltar á ficha. Seguro que sodes capaces de facelo xenial. (PÁXINA 11)

4. Outro video para revisar o uso de There is / There are dun xeito un pouco menos formal (en especial para aqueles que vos resulte un pouquiño difícil entender o primeiro.

VIDEO 6 : Cómo usar THERE IS / THERE ARE en Inglés

<https://www.youtube.com/watch?v=csrECog8uL0>

5. De seguro que ides cansos, así que este video é para que o disfrutedes un pouco. Creo que o ides pasar ben:

VIDEO7 : Sesame Street: There's a Fly in the Soup | Waiter Grover

<https://www.youtube.com/watch?v=1C8nl8eBog0>



Non o teño moi claro despois de ver o video!!!



DIA 3 – DAY 3

PREPOSITIONS OF PLACE

E aquí seguimos, sei que estades a traballar moitísimo. Moitas grazas e moito ánimo.

1. Agora toca comprobar se sabedes usar as preposicións con xeito.

Primeiro vemos este video e adiante!!

VIDEO 8: Kids vocabulary - Where?(in, on, under) - Learn English for kids - English educational video

<https://www.youtube.com/watch?v=PKFgBK5fbfc>

2. **FICHA 7 – SHEET 7** . READ AND MATCH. Olo ao pollo! (lede con atención antes de unir as imaxes e o vocabulario.(páxina 12)

3. Un pouco de relax con este outro video para revisar as preposicións de lugar:

VIDEO 9 : Where is Sam? House/ Furniture/ Prepositions

<https://www.youtube.com/watch?v=BjFZbns1ZR0>

4. **FICHA 8 – SHEET 8** - A ver se o temos clariño. Máis pero faciliño igualmente. Veña!!! (páxina 13)

5. Algúns queredes máis, así que sodes libres de elixir se queredes practicar con estas derradeias fichas.

FICHA 9 – SHEET 9 – COLOREADE ESTA BONITA FICHA LIBREMENTE (PÁXINA 14)

NOTA:

Recordade:

As actividades son orientativas e podeades repartir as tarefas, non é necesario que fagades todo xunto.

Vós e as vosas familias decidides.


Hai actividades dabondo para todos:

- Os que sempre queredes máis.
- Os que axiña vos cansades



MOITO ÁNIMO! SODES UNS CAMPEÓN!!

My Family



UNCLE

COUSIN

AUNT

GRANDFATHER

GRANDMOTHER

BABY

SISTER

MUM

DAD

BROTHER

PET

Who is this?



This is my _____



This is my _____



This is my _____



This is my sister. _____



This is my _____



This is my _____



This is my _____



This is my _____

NAME: FICHA 2 – SHEET 2

The Simpson Family

1. Read the text and complete the family tree.

This family is very big.

Abraham is the father of Homer, and **Mona** is mother of Homer.

Herb is the brother of **Homer**.

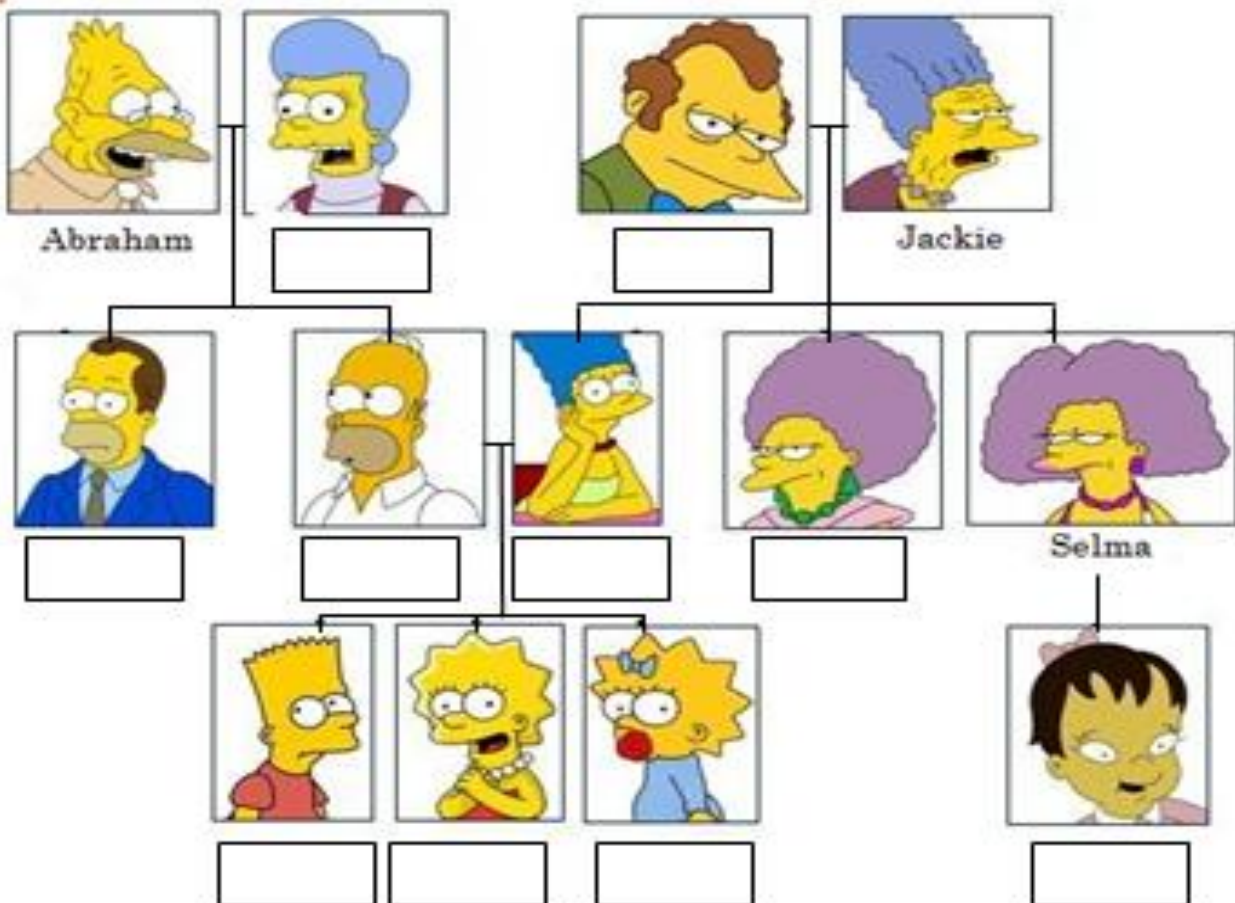
Marge is the wife of **Homer**.

Her father is **Clancy** and her mother is **Jackie**.

Marge has 2 sisters, **Patty** and **Selma**. **Selma** has a daughter called **Ling**.

Homer and Marge have 3 children.

The son is **Bart** and the two daughters are **Lisa** and **Maggie**.



2. Read the text again. True (T) or False (F).

a) The Simpsons family is small.	
b) Marge has one brother and one sister.	
c) Ling is the daughter of Selma.	
d) Homer and Marge have 3 children.	
e) Homer and Marge have 2 sons and 1 daughter.	

3. Complete the sentences.

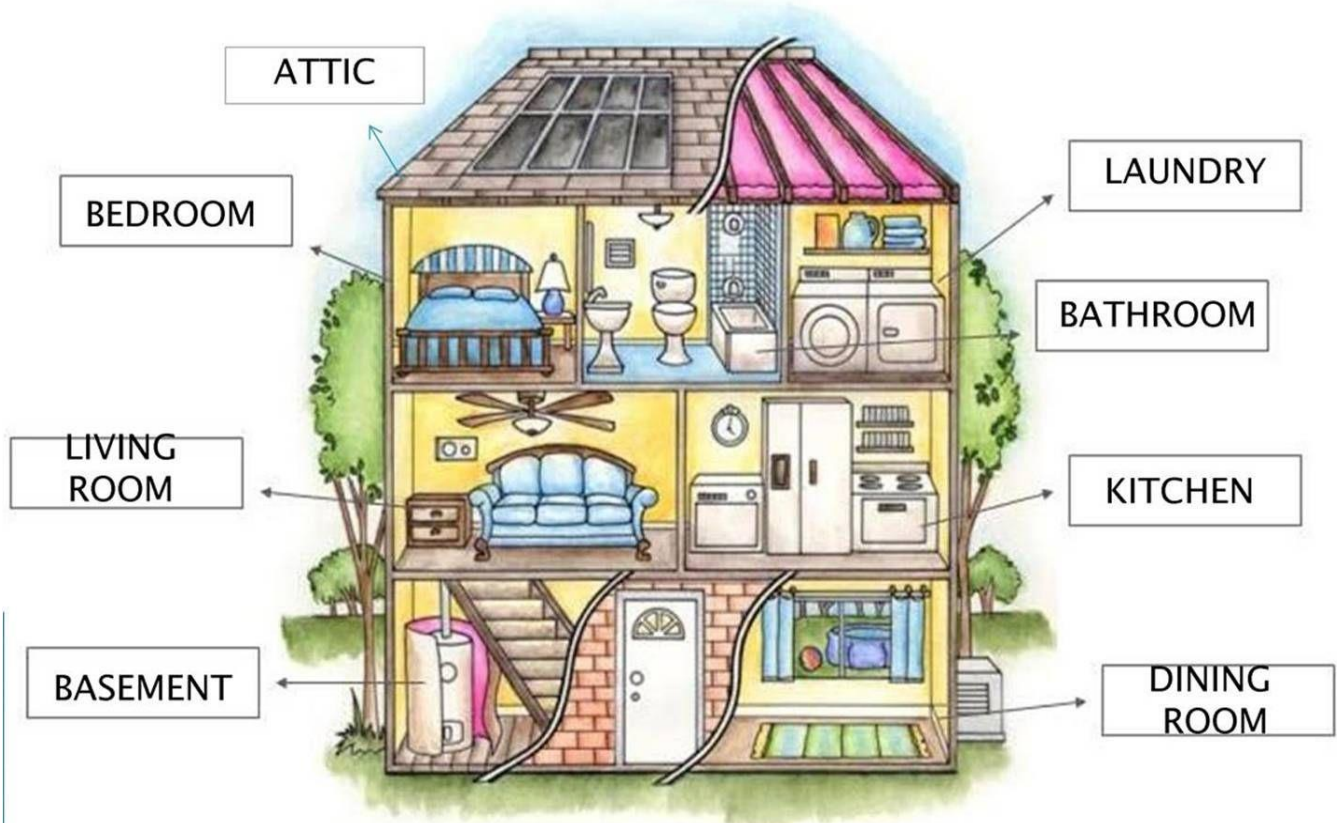
- 1) Jackie is the _____ of Lisa.
- 2) Ling is the _____ of Bart and Lisa.
- 3) Maggie is a _____.
- 4) Herb is the _____ of Lisa.
- 5) Homer is the _____ of Marge.
- 6) Marge is the _____ of Patty and Selma.
- 7) Maggie is the _____ of Marge and Homer.
- 8) Bart is the _____ of Lisa.
- 9) Marge is the _____ of Homer.
- 10) Abraham is the _____ of Bart.
- 11) Patty is the _____ of Maggie.

3. Write about you and your family.

Parts of a house




PARTS OF THE HOUSE



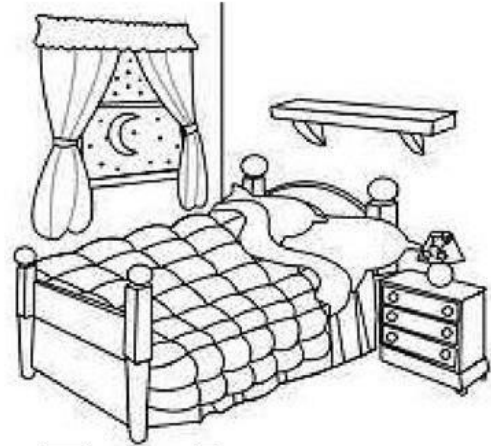
My House

✍ Read and colour. Then, write!

House




Living Room



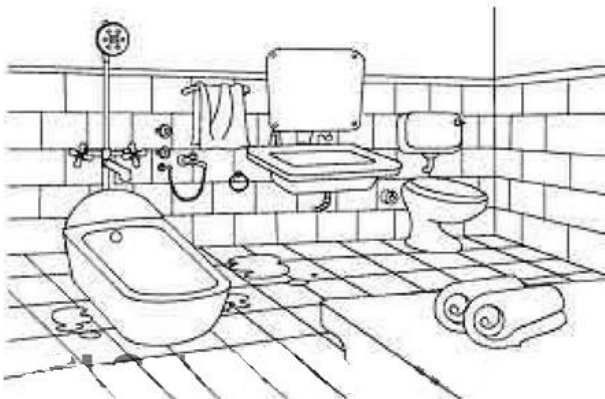
Bedroom



Kitchen




Dining Room



Bathroom

Parts of the House



A LABEL THE HOUSE

garage hall

bathroom

kitchen living-room

garden bedroom

B MORE SPELLING PRACTICE

1. There is a car in the
2. There is a teddy in the
3. There are 2 butterflies in the
4. There are 2 pillows in the
5. There is a fridge in the

C YES or No

1. There is a cat next to the house. _____
2. There is a hippo on the bed. _____
3. There are two monkeys in the bath. _____
4. There is a sink next to the fridge. _____
5. There is a mouse under the coffee table. _____

NAME:.....FICHA 5 – SHEET 5

1. Read the description.

MY HOUSE:

My name is Lucia. I live with my family in Ares, Spain.
We have a sweet house.
My house is big and beautiful.
There are trees around the house.
My house has two floors.
The bedrooms, living room, bathroom and the kitchen are upstairs.
The car garage is next to the backyard.
My house has also a study in the attic.
The rooms are light and spacious.
We spend most of the time upstairs.

2. Copy the names of the parts of the house that you can find in the description.

3. Read the description again and draw Lucia's house.

There is - There are



1. Complete with **there is / there are**

- a t-shirt on the bed.
- two books on the floor.
- a scarf on the floor.
- four pictures on the wall.
- many books on the shelves.
- a book on the bed.
- a laptop on the floor.
- some papers on the floor.

2. Answer the questions using

Yes, there is / Yes, there are / No, there isn't / No, there aren't

- Are there any eggs in the fridge?
- Are there any onions in the fridge?
- Is there any lettuce in the fridge?
- Is there any milk in the fridge?
- Are there bananas in the fridge?
- Is there a cake in the fridge?
- Are there any lemons in the fridge?
- Is there any pizza in the fridge?











THERE IS / THERE ARE

Look at the picture and complete the sentences with *is / isn't, are / aren't, a, some or any*.




- | | |
|------------------------|---------------------|
| There _____ road. | There _____ forest. |
| There _____ school. | There _____ lake. |
| There _____ windmills. | There _____ boats. |
| There _____ cows. | There _____ rocks. |

Read and match.

1.-		<input type="radio"/>	THE CAT IS IN FRONT OF THE BOX
2.-		<input type="radio"/>	THE CAT IS BESIDE THE BOX
3.-		<input type="radio"/>	THE FISH IS IN THE BOX
4.-		<input type="radio"/>	THE CAT IS UNDER THE BOX
5.-		<input type="radio"/>	THE BIRD IS BETWEEN THE TWO BOXES
6.-		<input type="radio"/>	THE FISH IS BEHIND THE BOX
7.-		<input type="radio"/>	THE FISH IS ON THE BOX
8.-		<input type="radio"/>	THE CAT IS BEHIND THE BOX


PREPOSITIONS OF PLACE

I True or False.



- | | | |
|--|------|-------|
| 1.- The radio is in the table. | TRUE | FALSE |
| 2.- The telephone is behind the plant. | TRUE | FALSE |
| 3.- The book is on the table. | TRUE | FALSE |
| 4.- The lamp is under the sofa. | TRUE | FALSE |
| 5.- The TV is front of the sofa. | TRUE | FALSE |
| 6.- The clock is on the books. | TRUE | FALSE |
| 7.- The bike is behind the sofa. | TRUE | FALSE |
| 8.- The rug is under the table. | TRUE | FALSE |
| 9.- The pillows are in the sofa. | TRUE | FALSE |

NAME:FICHA 9 – SHEET 9



KKema