

**3º e 4º****SEMANA 14 – 17 ABRIL****EASTER!**

Ola de novo rapaces e rapazas.! Seguro que tedes moita enerxía!!

Agora que acaba de rematar a Pascua imos facer memoria.

Recordade **que aqueles que non tedes impresora, como xa sabemos que sodes uns grandes artistas, , ... poñede o número da ficha e as respostas e logo... a debuxar rapaces e rapazas!!**

**Veredes que é moi divertido**

**DIA 1**

1. Comezamos cun vídeo de introducción:

“**Tradicións de Pascua no Reino Unido**”.

<https://www.youtube.com/watch?v=onFF6NVwEeU>

Que cousas!!

2. Agora que sabedes un pouco máis imos revisar o vocabulario (que aínda que seguro que o sabedes é posible que non vos acordedes de todo.

**(FICHA 1) – Easter vocabulary – read the words. (Le o vocabulario) (páxina 3 )**

- Se tes impresora podes recortar as imaxes e pegar no caderno aquelas que non recordes e escribir debaixo o seu nome en inglés.
  - Se non podes imprimir debuxa as imaxes das palabras que non lembres e escribe o seu nome en inglés (non é necesario que escribas a palabra en español, xa estás facendo o debuxo)
3. **FICHA 2** – Pay attention to the pictures and do the activities. **(páxinas 4 e 5)**
    - **Antes de colorear coma tolos e tolas!** (Presta atención ás ordes da páxina 5 para poder colorear axeitadamente as imaxes da páxina 4.) (Esta actividade necesita moita concentración para non confundirvos.
    - Para facer ben a actividade 2 da paxina 5 terás que contar con coidado. Moita sorte!
    - Para rematar un poema has de lembrar. Eres un poeta?? Eres un artista?? Coido que si.
  4. **FICHA 3** – “An Easrter bunny story” – Le a historia e responde. **(páxina 6)**
  5. Rematamos con un video moi divertido! A ver cantos aprendedes o poema. É un reto!  
<https://youtu.be/wF-1TojnzUg>
  6. **FICHA 4** – SPRING DRAWING – **(páxina 7)**

## DIA 2

### LIKES AND DISLIKES

Como andades de memoria?? Imos ver...

1. Imos revisar como dicimos en inglés que algo nos gusta ou non nos gusta.

Watch the video “ Hobbies and interests”

<https://www.youtube.com/watch?v=N1o4oOXLOZc>

1. **FICHA 5 – WRITE THE WORDS.** Agora terás que escribir as palabras no seu lugar e logo elixir cinco que che gusten e cinco que non.(**páxina 8**)

2. **FICHA 6 – LIKES AND DISLIKES (páxina 9) (4º PRIMARIA)**

Primeiro vedes como se expresan os gustos. Prestade atención.

Try to complete the activity. ( Vai con calma, non hai présa)

3. Outro video para revisar os nosos gustos e preferencias. “Hobbies vocabulary”

[https://www.youtube.com/watch?v=QZ\\_1SAdy0jk](https://www.youtube.com/watch?v=QZ_1SAdy0jk)

4. **FICHA 7 – LIKE, LOVE, HATE +ING (páxina 10) (4º PRIMARIA)**

Tedes que encher os ocos cos verbos (recordade que teredes que engadir –ing ao final do verbo)

5. **FICHA 8 – COLOUR (páxina 11)**

#### NOTA:

As actividades son orientativas e podeades repartir as tarefas, non é necesario que fagades todo xunto. Vós e as vosas familias decidides.

Hai actividades dabondo para todos:

- Os que sempre queredes máis.
- Os que axiña vos cansades





**MOITO ÁNIMO! SODES UNS CAMPEÓNS!!**



# EASTER



Read the words and write the correct number inside the eggs:



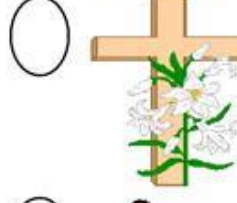
1. Basket
2. Bunny
3. Chick
4. Chocolate egg



5. Chocolate bunny
6. Church
7. Cross
8. Daffodil




9. Easter cake
10. Easter cupcakes
11. Easter eggs
12. Egg painting




13. Egg hunting
14. Hot cross buns
15. Holy Bible
16. Jelly beans



17. Jesus Christ
18. Lamb
19. Lily
20. Tulip



# Happy EASTER!



NAME: .....

Colour the pictures by the instructions. Connect the dots.

Count and write!

1. Colour the lamb light brown.
2. The chicken in the egg is yellow, the egg is light brown.
3. The bunnies are decorating easter eggs. (colour them as you like)
4. Vase is light green with a little white bunny and the eggs are very colourful. Colour them!
5. Lady Duckling is yellow, she is wearing a light brown hat with red and pink flowers. Her leg is orange. She has got a green scarf and a dark brown small basket. She is very happy to see that the spring is here

2. Count and write!

How many eggs can you see in the picture? \_\_\_\_\_

How many rabbits can you see? \_\_\_\_\_

How many birds can you see? \_\_\_\_\_


How many legs have got the animals altogether? \_\_\_\_\_

How many flowers can you find? \_\_\_\_\_

3. Read the poem.



Easter bunny soft and white (sung to :Twinkle, twinkle)




Easter bunny soft and white  
 Hopping quickly out of sight.  
 Bringing treats and goodies too.  
 I wish I could play with you  
 Turn around , don't hop away,  
 Maybe you can stay with and play!









# A BUSY EASTER BUNNY



A rebus story: read and then rewrite the text with the missing words and color the eggs.



The Easter  is very busy today. He wants to paint the eggs for the  of the world.

The goes  to the market and buys some . He  its eggs

with fantastic colors: a red , a yellow , a pink , an orange ,

a green . Then he puts its colored  in a.

The Easter  is very happy now. He starts hiding its  in the

 and in the bushes. On Easter Day all the  are very happy, because

they can find many, many  during their Easter egg



## TRUE OR FALSE?

	TRUE	FALSE
1) THE EASTER BUNNY IS VERY BUSY		
2) THE EASTER BUNNY GOES TO THE MARKET		
3) THE EASTER EGGS ARE YELLOW		
4) THE EASTER BUNNY IS HAPPY		

NAME: .....

 **Spring**



Write the words under the pictures:

playing the guitar	reading books	drawing	watching TV	cooking
singing	dancing	listening to music	playing games	swimming
hiking	taking photographs	playing basketball	riding a bicycle	



.....

.....

.....

.....

.....



.....

.....

.....

.....



.....

.....

.....

.....

.....

Look at the pictures and write down five things that you like and five things that you don't like.



1) I like .....
2) I .....
3) .....
4) .....
5) .....

1) I don't like .....
2) I .....
3) .....
4) .....
5) .....



# Likes and Dislikes

## Positive Sentences (+)

## Negative Sentences (-)


## Questions (?)

I You We They	like	dancing.
He She It	like <b>S</b>	


I You We They	<b>don't</b> like	dancing.
He She It	<b>doesn't</b> like	

<b>Do</b>	I you we they	like dancing?
<b>Does</b>	he she it	

Look at the signs and fill in the blanks. Use these verbs: run, fly, draw, swim, ski, read, watch, listen, sing, study, sleep, 2 x play, 2x do, 2x eat



1-My brother .....  
.....




2-Tom and his son .....  
.....




3- I .....  
..... puzzles.




4-Martin .....  
.....



5-..... you .....  
..... TV?



6- Mary .....  
..... pictures.




7-David .....  
..... to  
music.




8-We .....  
..... cards.



9- I .....  
the piano and .....



10-You.....  
.....



11-I .....  
..... yoga.




12-Clara .....  
..... fish.



13-My cat .....  
.....



14-..... you .....  
..... kite?



15-We .....  
..... chicken.



16-..... he .....  
..... ?

# LIKE, LOVE, HATE +ING

Ex.1. Fill in the gaps with the verbs in brackets:

**Example: I like playing with my friends.**

1. I like \_\_\_\_\_ (go) out with friends.
2. She doesn't like \_\_\_\_\_ (play) any sport.
3. He hates \_\_\_\_\_ (cook).
4. She loves \_\_\_\_\_ (swim).
5. I like \_\_\_\_\_ (dance).
6. My mother loves \_\_\_\_\_ (sing).
7. He hates \_\_\_\_\_ (dance).
8. I like \_\_\_\_\_ (read) books.
9. They love \_\_\_\_\_ (play) games.
10. He likes \_\_\_\_\_ (run).

Ex.2. Write down a sentence with each picture (use like, love, hate)



1. \_\_\_\_\_

\_\_\_\_\_



2. \_\_\_\_\_

\_\_\_\_\_



3. \_\_\_\_\_

\_\_\_\_\_



4. \_\_\_\_\_

\_\_\_\_\_



5. \_\_\_\_\_

\_\_\_\_\_



6. \_\_\_\_\_

\_\_\_\_\_



7. \_\_\_\_\_



8. \_\_\_\_\_

NAME: .....

COLOUR AS YOU LIKE BEST.

