

## UNIT 6.HOUSE

### **PART 1** (repaso de segundo )

**Videos de vocabulario:**

[https://www.youtube.com/watch?v=j2qKo5\\_cwdc](https://www.youtube.com/watch?v=j2qKo5_cwdc)

<https://www.youtube.com/watch?v=O07X1XLK4tM>

**1.Read and write.Lee y copia el vocabulario debajo. Intenta memorizarlo.**

**Vocabulary:**

Bedroom.....habitación

Bathroom.....baño

Living room....sala de estar

Dining room....sala- comedor

Kitchen....cocina


Hall...entrada

Garage....garaje

Garden...jardín

2. Write the number in the correct place.

# ROOMS IN THE HOUSE



1. Living room

2. Bathroom

3. Dining room

4. Kitchen

5. Garage

6. Garden

7. Bedroom

**3.Look and answer.**

**Where´s Tom?/ Where´s Lucy? Dónde está Tom? /Lucy?**



a) Where´s Tom? He´s in the bathroom



b) He´s.....



c) He´s.....



d) Where is Lucy? She´s.....



e) .....

# 4. Write

a) .....





b).....



c).....



d).....



e).....


f) .....

g.).....




# 5.Read


## LIVING ROOM




## DINING ROOM



## BEDROOM



## BATHROOM



## KITCHEN



## GARAGE



## GARDEN



b. Complete

a) L-V-N- R-O-

b) DI-I-G R-O-

c) B-D R-OM

d) BA-HR-OM

e) KI-C-E-

f) G-R-EN

g) GA-AG-

h) HA-L





7.A. Write. Escribe las partes de la casa en su lugar.

B. Complete. Completa las frases con las palabras del cuadrado.

C. Answer: Yes or No

## Parts of the House

**A LABEL THE HOUSE**

garage      hall

bathroom

kitchen      living-room

garden      bedroom

iSLCollective.com

**B MORE SPELLING PRACTICE**

1. There is a car in the .....
2. There is a teddy in the .....
3. There are 2 butterflies in the .....
4. There are 2 pillows in the .....
5. There is a fridge in the .....

**C YES or No**

1. There is a cat next to the house. \_\_\_\_\_
2. There is a hippo on the bed. \_\_\_\_\_
3. There are two monkeys in the bath. \_\_\_\_\_
4. There is a sink next to the fridge. \_\_\_\_\_
5. There is a mouse under the coffee table. \_\_\_\_\_

**\*Remember:**

There is.....hay (singular). Ejemplo: There is a cat on the bed.

There are.....hay(plural). Ejemplo: There are two cats on the bed.

## **PART 2**

### **WHAT ARE YOU DOING?.....Qué estás haciendo?**

Videos explicativos:

<https://www.youtube.com/watch?v=bpQPQ2DurL4>

<https://www.youtube.com/watch?v=dcfxyH7CNQQ>

**1.Read and write.** Lee y escribe el vocabulario. Intenta memorizarlo.

### **Vocabulary 2**

Doing a puzzle.....haciendo un puzzle

Singing.....cantando

Dancing.....Bailando

Playing computer games.....jugando a juegos de ordenador

Reading.....leyendo

Writing.....escribiendo

Listening.....escuchando



## 2.Read

Doing a puzzle




Singing



Dancing



Playing  
computer games



Reading



Writing

3. Write

a).....



b).....




c).....



d).....

© Dibujos.net



e).....




f).....



4.Match.Une cada palabra con su dibujo.

Doing a puzzle



Singing



Dancing


Playing computer  
games



Reading



Writing



5. Complete. Completa las letras que faltan.

a) D\_\_ing a pu\_\_zle

b) Sin\_\_ing

c) D\_\_nc\_\_ng

d) Pl\_\_ying

c\_\_mpu\_\_ter

ga\_\_es

e) Re\_\_d\_\_ng

f) Wr\_\_ti\_\_g

6. Look and write.

Where are you doing?....Qué estás haciendo?



a) I'm doing a puzzle



b) I'm .....



c).....










d).....

**7. Write.** Escribe frases usando el presente continuo que hemos aprendido en el video página 8. Fíjate en el pronombre que tienes que usar.

Ejemplo: **They are** playing basketball...Ellos están jugando...

**He is** playing the guitar...El está tocando....

Inglés. 3º Primaria		Repaso Tercer Trimestre.	
Nombre: _____			
<b>PRESENT CONTINUOUS</b>			
What are they doing? You can use this verbs: dance, read, play, watch, play, cook, play.			
	<input type="text"/> <input type="text"/>		<input type="text"/> <input type="text"/>
	<input type="text"/> <input type="text"/>		<input type="text"/> <input type="text"/>
	<input type="text"/> <input type="text"/>		<input type="text"/> <input type="text"/>
	<input type="text"/> <input type="text"/>		

Celia Rodríguez Ruiz