

Bos días. Mándovos algúns traballos de inglés para PRIMEIRO, son fichas de repaso do que traballamos no cole até agora e algunhas manualidades, podedes imprimilas ou facelas nunha libreta. Lembra de que son só unha guía de traballo para que os nenos/as non perdan o ritmo.

\*Como as fichas son copiadas de internet algunhas palabras poden estar en *inglés americano* e non en **inglés británico** que é o que traballamos no cole (exemplo gray en vez de grey,color=color...)

As fichas están na páxinas seguintes.

Saúdos. Lola


# School objects

Match the names to the pictures.

pen



pencil

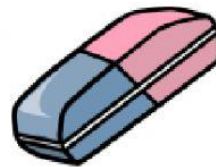


book

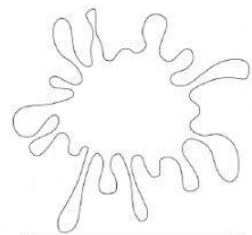







ruler

rubber



# COLOURS



## CUT & PASTE

RED

ORANGE

WHITE

BLACK

YELLOW

PINK

BLUE

BROWN

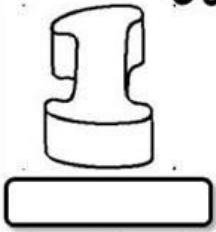
PURPLE

GREEN


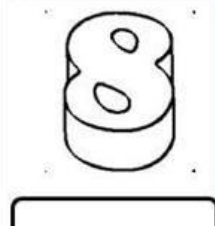

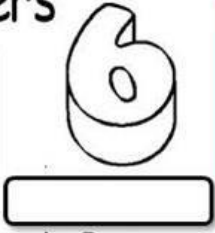
Name: ..... Class: ..... Date: .....

# COLOUR THE NUMBERS

Colour and label the numbers



EIGHT is GRAY  
THREE is PINK  
FIVE is ORANGE  
SIX is GREEN  
NINE is BLACK  
FOUR is PURPLE  
SEVEN is BROWN  
ONE is YELLOW  
TEN is RED  
TWO is BLUE



# Colours

Worksheet number: \_\_\_\_\_

Name: \_\_\_\_\_

Date: \_\_\_\_\_

Listen to your teacher.

colour the circles and trace. Then colour the rainbow.

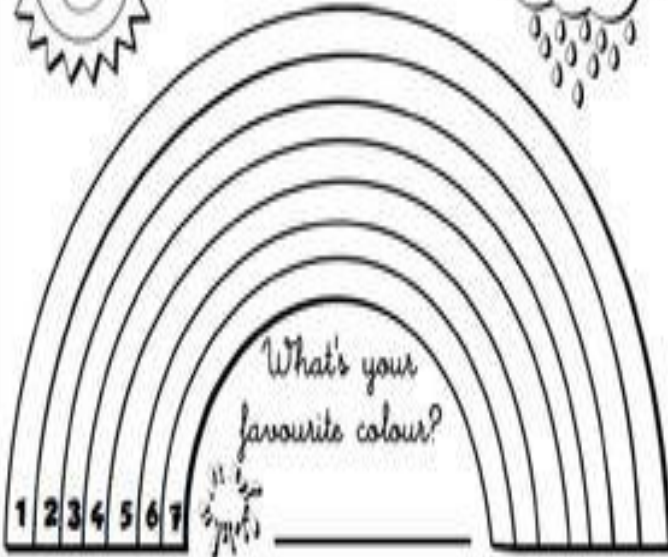
1 ○ red    2 ○ orange

3 ○ yellow    4 ○ green

5 ○ blue    6 ○ pink    7 ○ purple



## The Rainbow Colours



What's your favourite colour?


1 2 3 4 5 6 7



# Let's Color!

Read and color.


three yellow chicks




two green trees



four blue fish



five red apples




# Colours





Worksheet number: \_\_\_\_\_

Name: \_\_\_\_\_

Date: \_\_\_\_\_

Listen to your teacher,  
colour and trace.





Colour the dinosaurs!

one = red

two = blue

three = grey

four = pink

five = brown

six = yellow

seven = black

eight = brown












nine = orange

ten = purple



**Color the  
Shapes!!!**

My name is \_\_\_\_\_



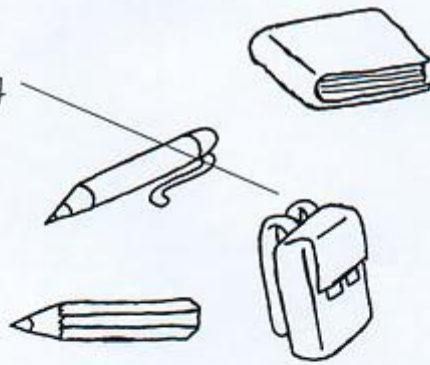
1 Match and colour.

red schoolbag

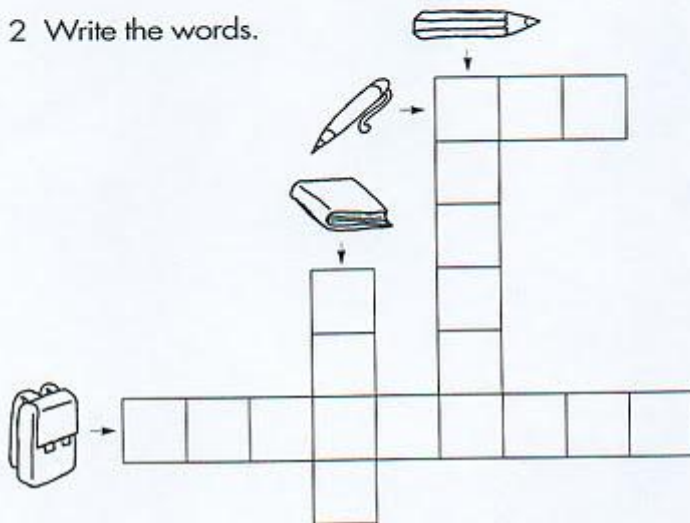
blue pencil

green pen

yellow book




2 Write the words.



# Numbers

.) Match.



EIGHT

TEN

ONE

SEVEN

FIVE

SIX

THREE

FOUR

TWO

NINE

Name \_\_\_\_\_ date \_\_\_\_\_

## Numbers

	1	Zero	
0		One	3
	8	Two	4
7		Three	
	2	Four	5
		Five	10
		Six	
9		Seven	6
		Eight	
		Nine	
		Ten	

Read and match.



AMIGO ©

1 green    3 orange    5 purple    7 gray    9 pink  
2 brown    4 blue    6 red    8 yellow    10 light pink





NAME: \_\_\_\_\_ DATE: \_\_\_\_\_

## Match



Grandma



Sister



Mum



Grandad



Brother



Dad

3 Write the letters.



Gr \_\_\_\_\_ Gr \_\_\_\_\_

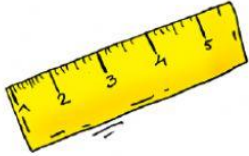


Mu \_\_\_\_\_ Da \_\_\_\_\_



# Classroom objects

Write the names



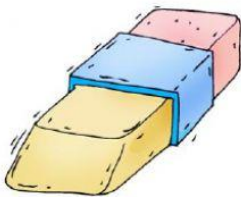
---



---







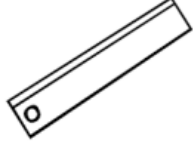










---



---

## classroom objects

blackboard 	notebook 	pen 	school bag 	scissors 
rubber 	ruler 	pencil case 	book 	glue 
pencil 	sharpener 	chalk 	desk 	chair 




# School objects

Match the names to the pictures.

pen



pencil



book



ruler

rubber

