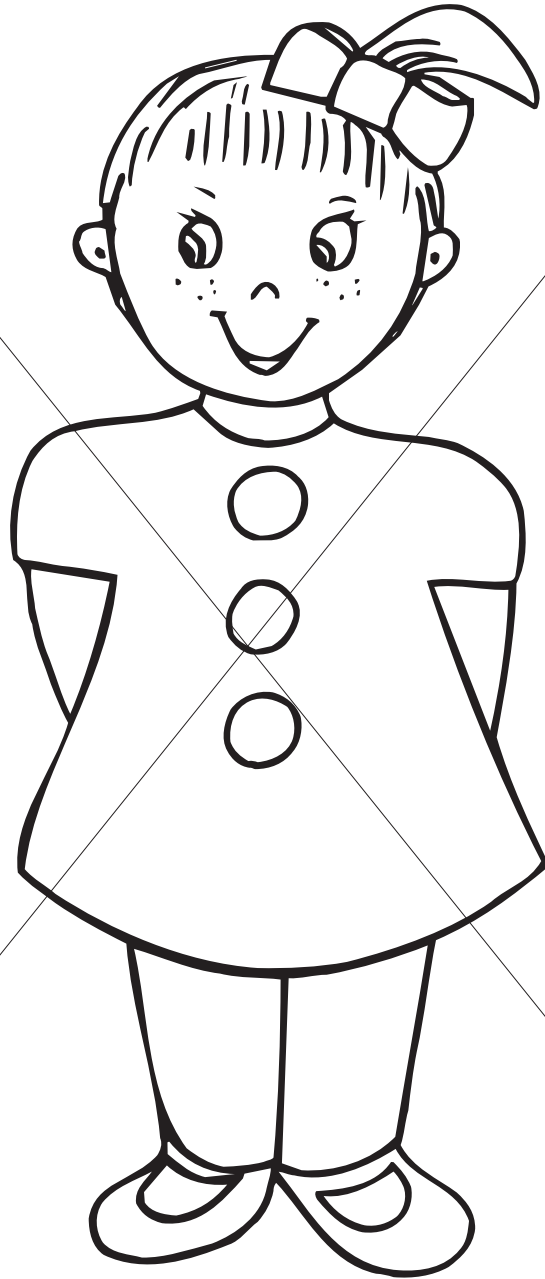


EL BUS DE INFANTIL

NOMBRE:

FECHA:




COLOREAR, RECORTAR Y PEGAR EN OTRA HOJA

EL BUS DE INFANTIL

NOMBRE:

FECHA:





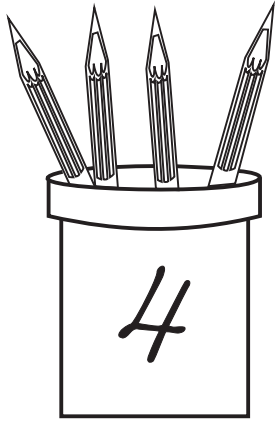


COLOREAR EL ÁRBOL, PICAR LAS HOJAS Y PEGAR DETRÁS UN PAPEL VERDE

NOMBRE:

EL BUS DE INFANTIL

FECHA:



COLOREAR, RECORTAR, ORDENAR Y PEGAR

NOMBRE:

EL BUS DE INFANTIL


FECHA:

COLOREAR, RECORTAR, ORDENAR Y PEGAR VA CON FICHA 083

EL BUS DE INFANTIL

NOMBRE:

FECHA:




PICAR LA FALDA Y PEGAR PAPEL DE SEDA


EL BUS DE INFANTIL

NOMBRE:

FECHA:



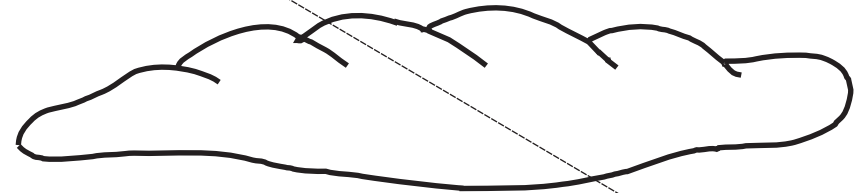
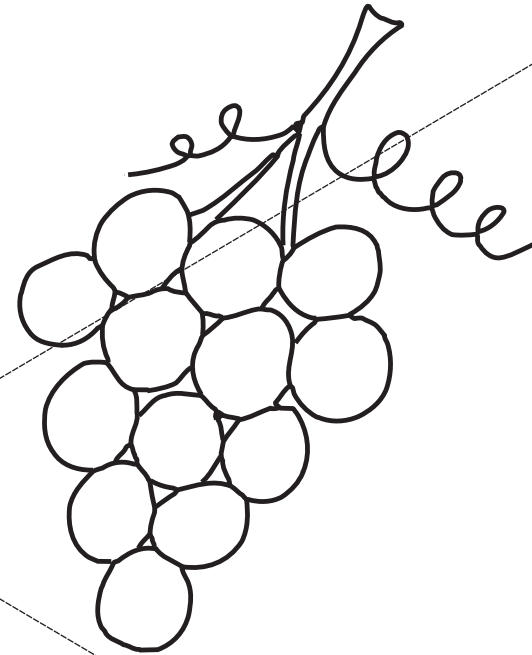

REPASAR Y COLOREAR



NOMBRE:

EL BUS DE INFANTIL

FECHA:

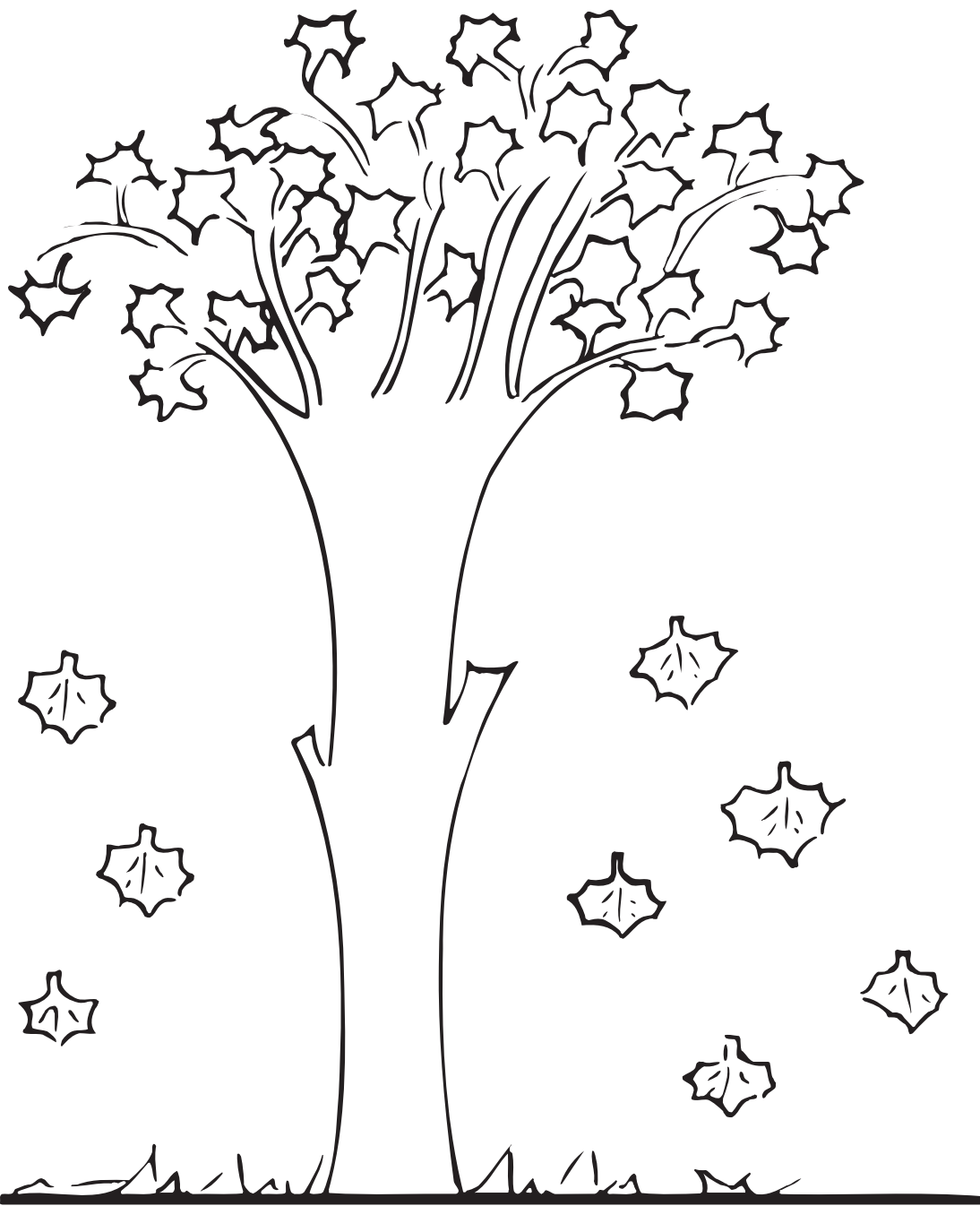


COLOREAR, RECORTAR Y PEGAR

EL BUS DE INFANTIL

NOMBRE:

FECHA:






PICAR LAS HOJAS QUE CAEN CERCA DE TU MANO DERECHA

NOMBRE:

EL BUS DE INFANTIL

FECHA:





CONCEPTO: POCOS/MUCHOS

NOMBRE:

EL BUS DE INFANTIL

FECHA:




CONCEPTO: DENTRO / FUERA

NOMBRE:

EL BUS DE INFANTIL

FECHA:




COLOREAR Y SEGUIR HACIENDO LA LLUVIA

NOMBRE:

EL BUS DE INFANTIL

FECHA:



CONCEPTO: GRANDE / PEQUEÑO

EL BUS DE INFANTIL

NOMBRE:

FECHA:








CONCEPTO: ARRIBA / ABAJO

NOMBRE:

EL BUS DE INFANTIL

FECHA:




REPASAR Y COLOREAR

NOMBRE:

EL BUS DE INFANTIL

FECHA:





¿QUE PUEDES HACER DE DÍA? ¿Y DE NOCHE?

NOMBRE:

EL BUS DE INFANTIL

FECHA:

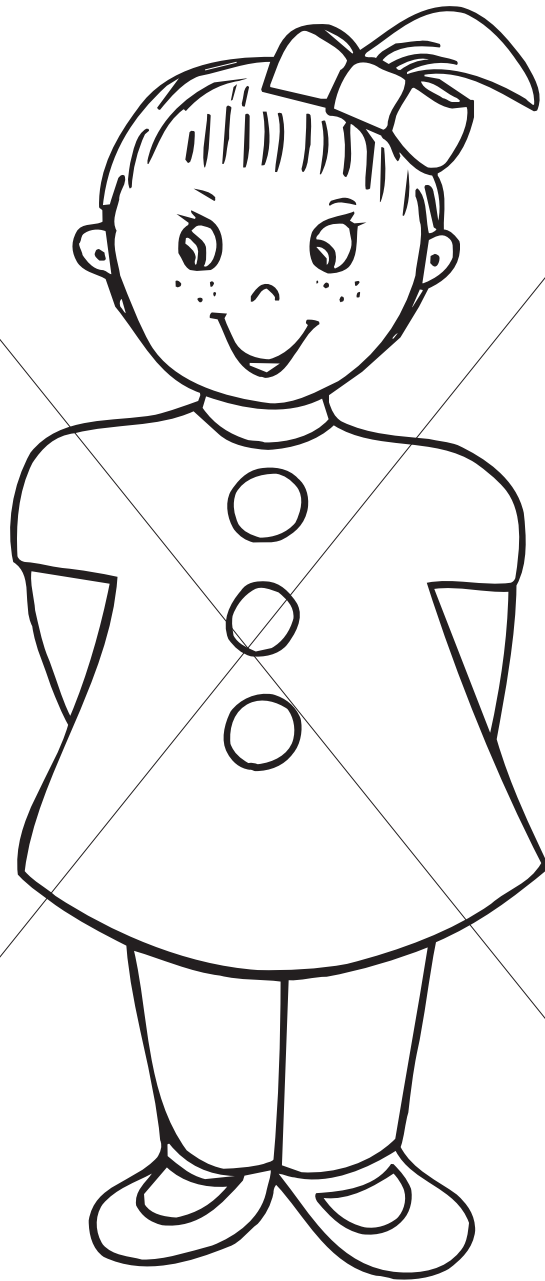


CONCEPTO: GRANDE / PEQUEÑO

EL BUS DE INFANTIL

NOMBRE:

FECHA:

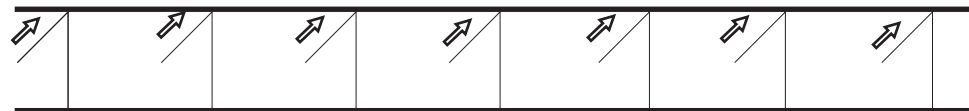
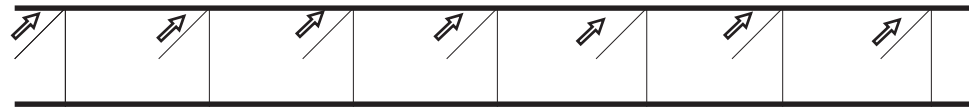
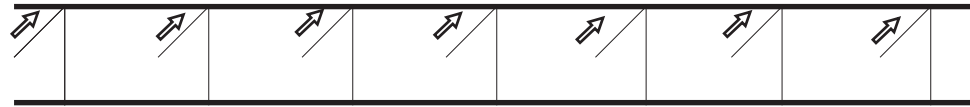



COLOREAR, RECORTAR Y PEGAR EN OTRA HOJA

NOMBRE:

EL BUS DE INFANTIL

FECHA:





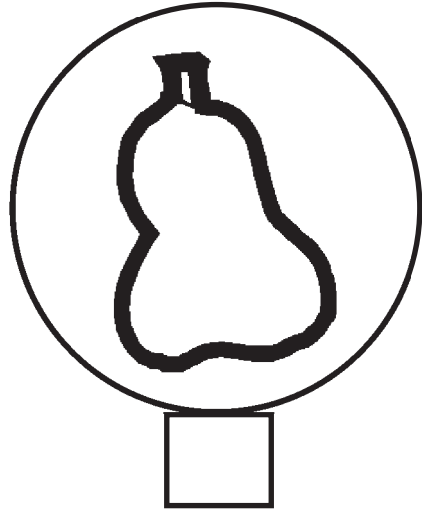


NUMERO UNO REPASAR CON ROTULADORES

NOMBRE:

EL BUS DE INFANTIL

FECHA:

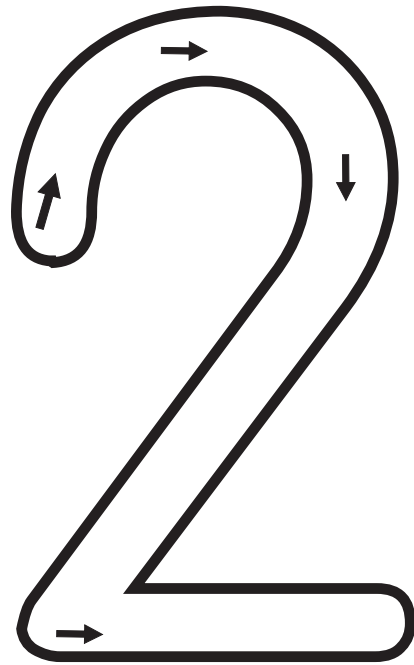


CONJUNTOS DE UN ELEMENTO

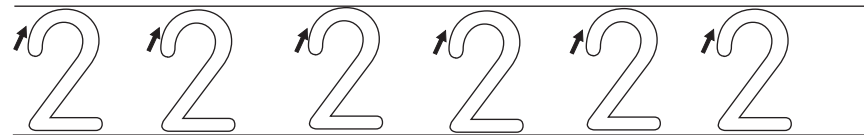


NOMBRE:

EL BUS DE INFANTIL

FECHA:



DOS



NUMERO DOS. REPASAR CON ROTULADOR

EL BUS DE INFANTIL

NOMBRE:

FECHA:




COLOREAR EL ÁRBOL, PICAR LAS HOJAS Y PEGAR DETRÁS UN PAPEL VERDE

NOMBRE:

EL BUS DE INFANTIL

FECHA:




CONCEPTO: DENTRO / FUERA

NOMBRE:

EL BUS DE INFANTIL

FECHA:




REPASAR Y COLOREAR DE AMARILLO

NOMBRE:

EL BUS DE INFANTIL

FECHA:




REPASAR Y COLOREAR

NOMBRE:

EL BUS DE INFANTIL

FECHA:




RESEGUIR EL CAMINO SIN SALIRSE. COLOREAR DE NARANJA LA ZANAHORIA

EL BUS DE INFANTIL

NOMBRE:

FECHA:




COLOREA DE ROJO EL GLOBO QUE TIENE EL HILO MAS CORTO

NOMBRE:

EL BUS DE INFANTIL

FECHA:




COLOREAR LAS NIÑAS DE COLETAS LARGAS

NOMBRE:

EL BUS DE INFANTIL

FECHA:

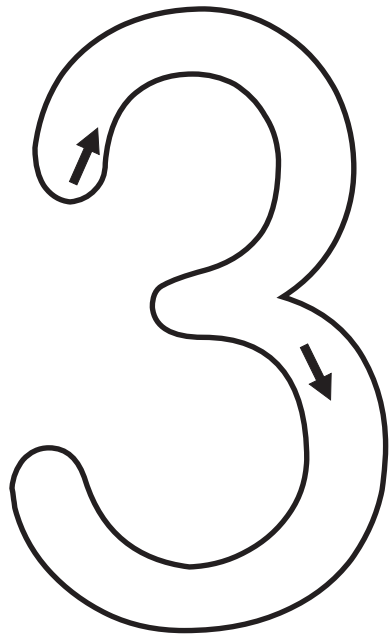


RELLENAR CON PUNTITOS




NOMBRE:

EL BUS DE INFANTIL

FECHA:



TRES




NUMERO TRES, REPASAR CON ROTULADOR

NOMBRE:

EL BUS DE INFANTIL

FECHA:




CONCEPTO: ENCIMA /DEBAJO

NOMBRE:

EL BUS DE INFANTIL

FECHA:

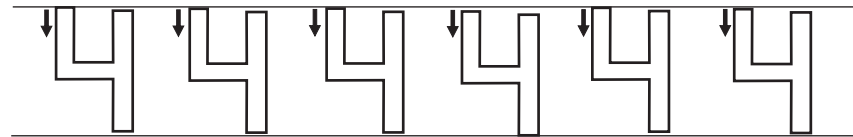
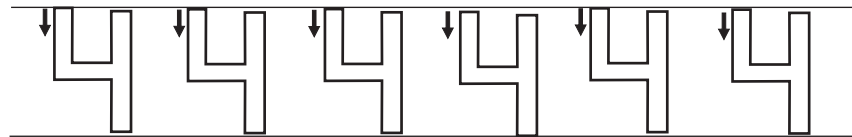
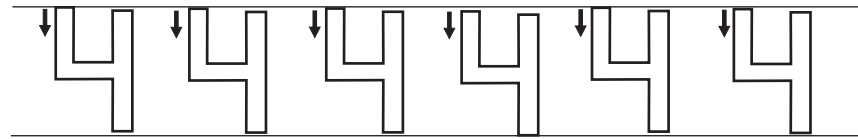
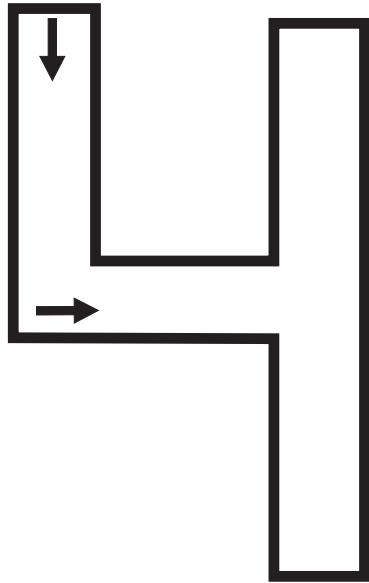


CONCEPTO: DELANTE / DETRÁS

NOMBRE:

EL BUS DE INFANTIL

FECHA:




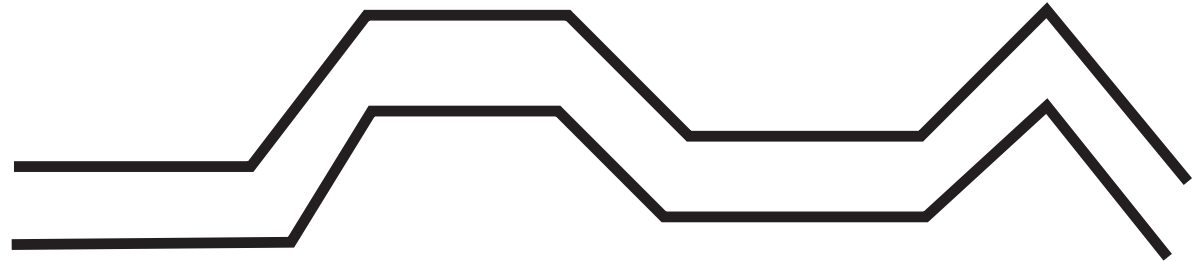
CUATRO

NUMERO CUATRO. REPASAR CON ROTULADORES

NOMBRE:

EL BUS DE INFANTIL

FECHA:



REPASAR LOS CAMINOS

EL BUS DE INFANTIL

NOMBRE:

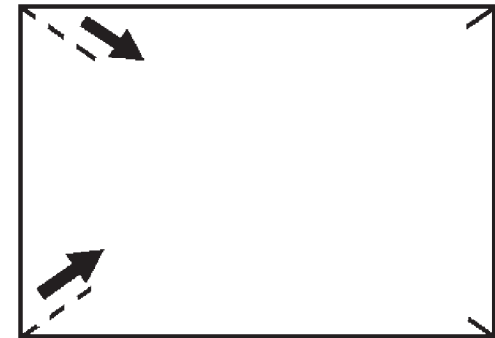
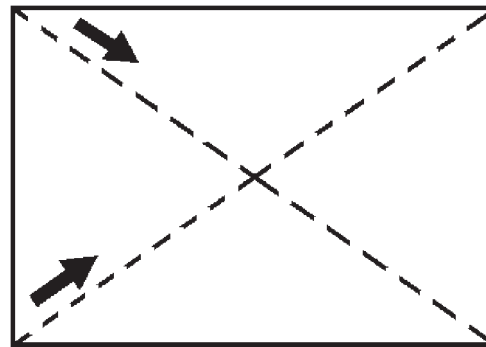
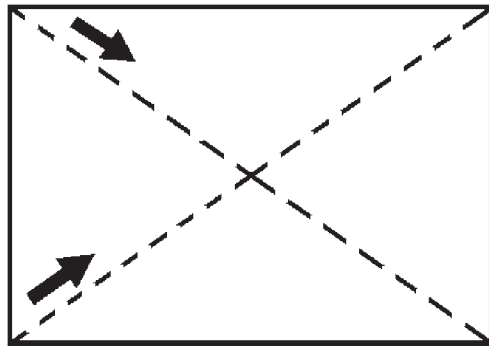

FECHA:



NOMBRE:

EL BUS DE INFANTIL

FECHA:




LA CARTA. REPASAR Y COLOREAR.

EL BUS DE INFANTIL

NOMBRE:

FECHA:




REPASAR Y COLOREAR

EL BUS DE INFANTIL

NOMBRE:

FECHA:

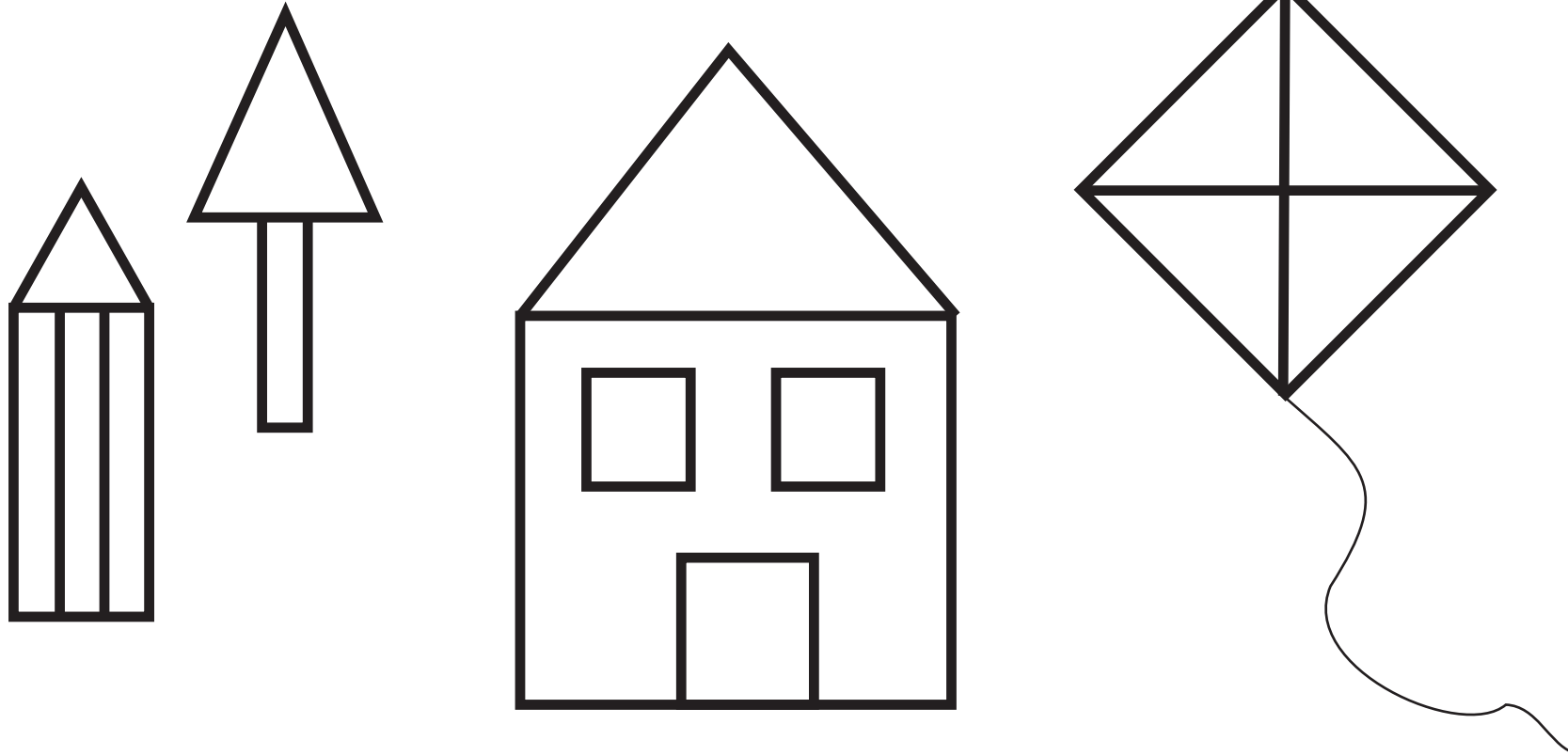


COLOREAR Y PICAR EL TRIANGULO

NOMBRE:

EL BUS DE INFANTIL

FECHA:




COLOREAR LOS TRIÁNGULOS

NOMBRE:

EL BUS DE INFANTIL

FECHA:






REPASAR LAS MONTAÑAS Y COLOREAR LAS MAS ALTAS. RODEAR LOS ARBOLES MAS BAJOS Y COLOREARLOS.

NOMBRE:

EL BUS DE INFANTIL

FECHA:







CUENTA Y PON EL NUMERO

NOMBRE:

EL BUS DE INFANTIL

FECHA:




CONCEPTO: LLENO / VACIO

EL BUS DE INFANTIL

NOMBRE:

FECHA:



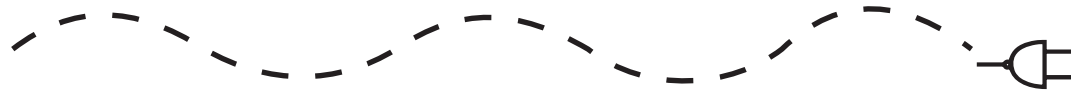



CONCEPTO: GRUESO / DELGADO

NOMBRE:

EL BUS DE INFANTIL

FECHA:




REPASAR CAMINOS

EL BUS DE INFANTIL

NOMBRE:

FECHA:




COLOREAR, RECORTAR Y PEGAR

EL BUS DE INFANTIL

NOMBRE:

FECHA:





















COLOREAR, RECORTAR Y PEGAR

NOMBRE:

EL BUS DE INFANTIL

FECHA:

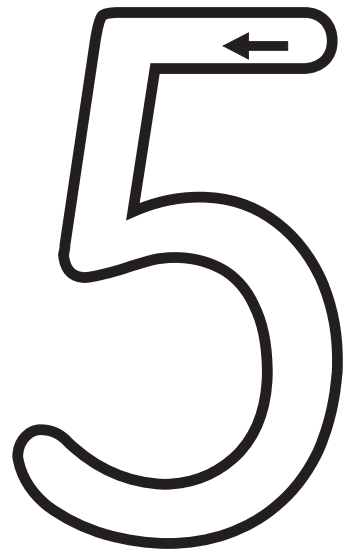


COLOREAR EL PRIMERO Y EL ULTIMO DE CADA FILA




NOMBRE:

EL BUS DE INFANTIL

FECHA:



CINCO



NUMERO CINCO. REPASAR CON ROTULADORES




NOMBRE:

EL BUS DE INFANTIL

FECHA:



SEIS






NUMERO SEIS. REPASAR CON ROTULADOR

NOMBRE:

EL BUS DE INFANTIL

FECHA:






CONJUNTOS HASTA TRES ELEMENTOS

NOMBRE:

EL BUS DE INFANTIL

FECHA:






CONJUNTOS HASTA CUATRO ELEMENTOS

NOMBRE:

EL BUS DE INFANTIL

FECHA:






CONJUNTOS HASTA CINCO ELEMENTOS

NOMBRE:

EL BUS DE INFANTIL

FECHA:




CONJUNTOS HASTA SEIS ELEMENTOS

NOMBRE:

EL BUS DE INFANTIL

FECHA:







REPASAR LOS CAMINOS Y COLOREAR LA RANITA

NOMBRE:

EL BUS DE INFANTIL

FECHA:




CONCEPTO: GRANDE/PEQUEÑO/MEDIANO. UNE CADA LÁMPARA CON SU BOMBILLA

EL BUS DE INFANTIL

NOMBRE:

FECHA:

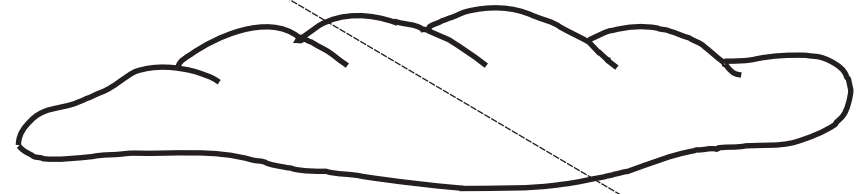
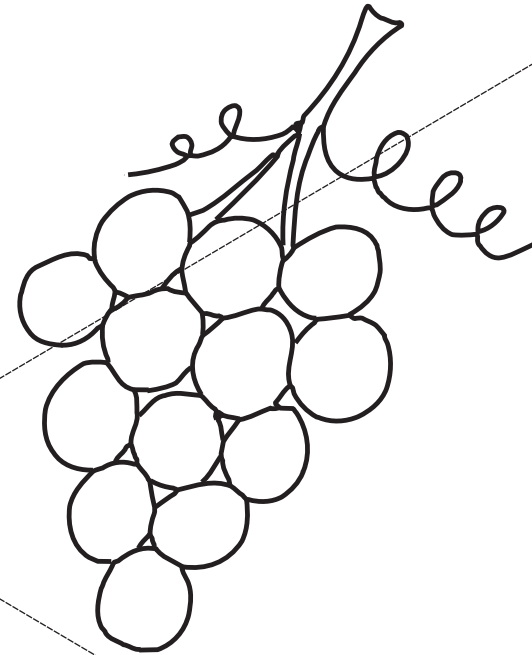



CONCEPTO: ENCIMA/DEBAJO. DIBUJA UNA MUÑECA ENCIMA DE LA SILLA Y UNA PELOTA DEBAJO.

NOMBRE:

EL BUS DE INFANTIL

FECHA:

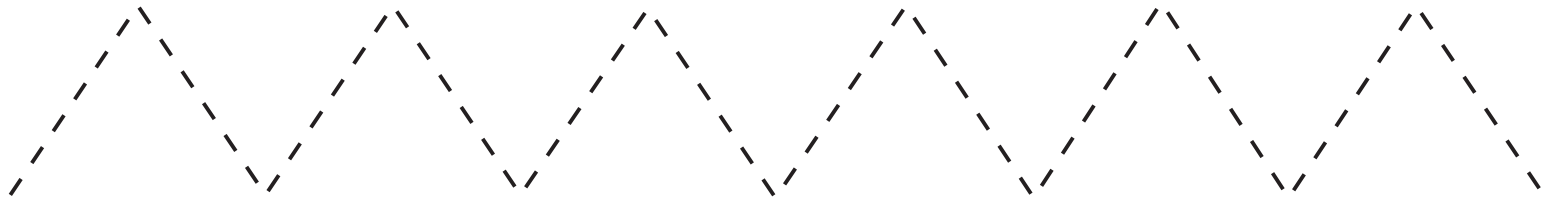
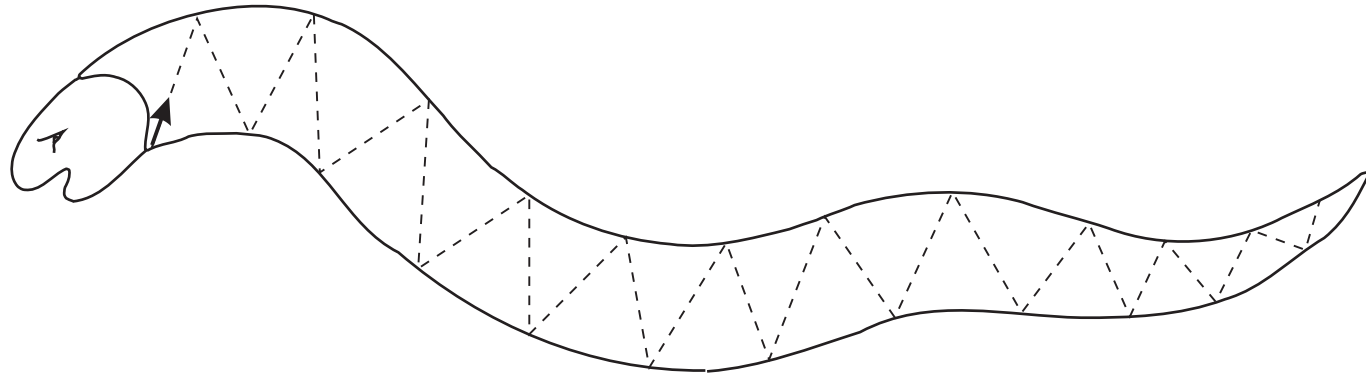


COLOREAR, RECORTAR Y PEGAR

NOMBRE:

EL BUS DE INFANTIL

FECHA:

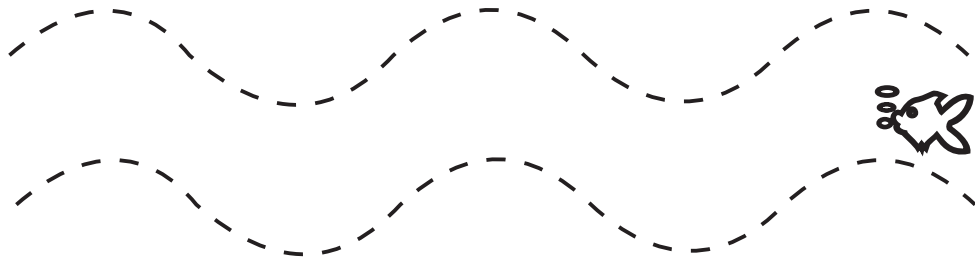



REPASAR Y COLOREAR

EL BUS DE INFANTIL

NOMBRE:

FECHA:

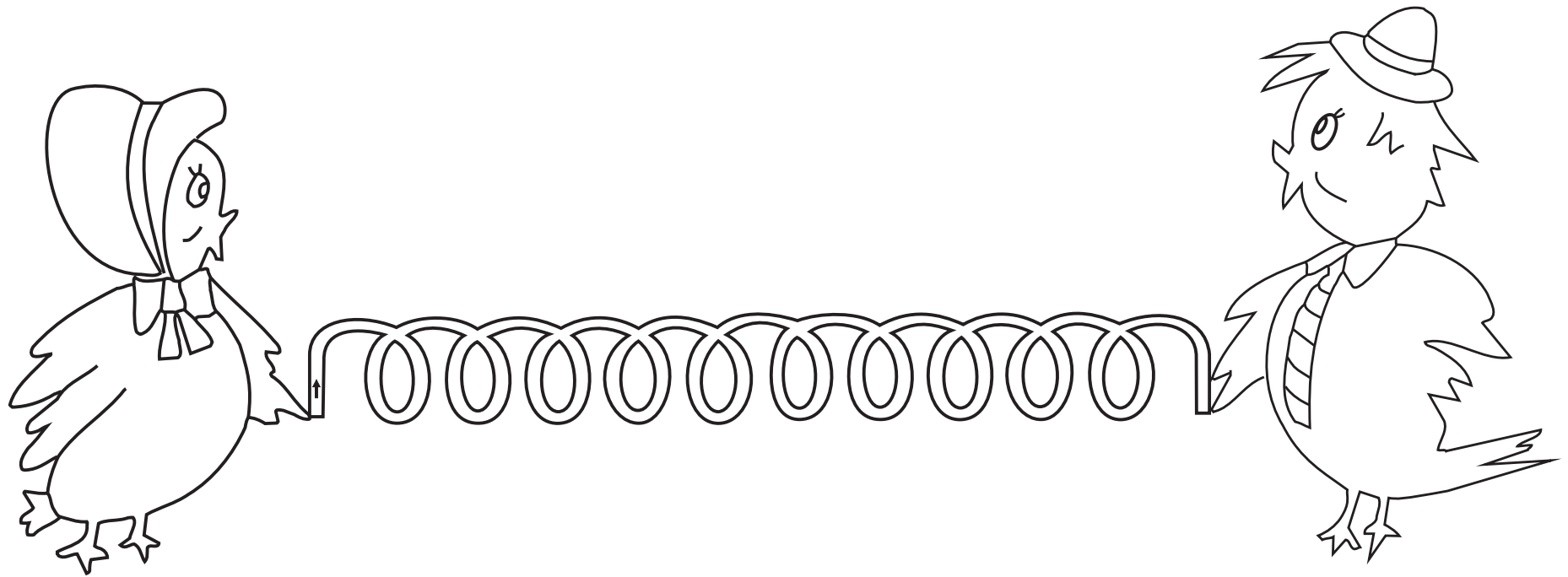


REPASAR LOS CAMINOS

NOMBRE:

EL BUS DE INFANTIL

FECHA:




REPASAR EL CAMINO Y COLOREAR

NOMBRE:

EL BUS DE INFANTIL

FECHA:




SEGUIR HACIENDO LA VÍA DEL TREN

NOMBRE:

EL BUS DE INFANTIL

FECHA:





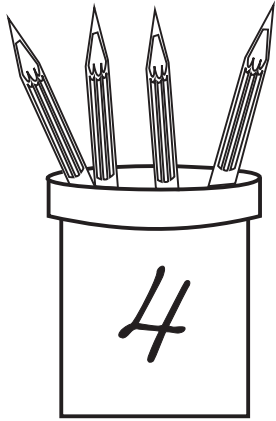


REPASAR

NOMBRE:

EL BUS DE INFANTIL

FECHA:



COLOREAR, RECORTAR, ORDENAR Y PEGAR

NOMBRE:

EL BUS DE INFANTIL


FECHA:

COLOREAR, RECORTAR, ORDENAR Y PEGAR VA CON FICHA 083

EL BUS DE INFANTIL

NOMBRE:

FECHA:





DECORA LA CESTA Y COLOREA CON TÉMPERAS LAS MANZANAS.

EL BUS DE INFANTIL

NOMBRE:

FECHA:

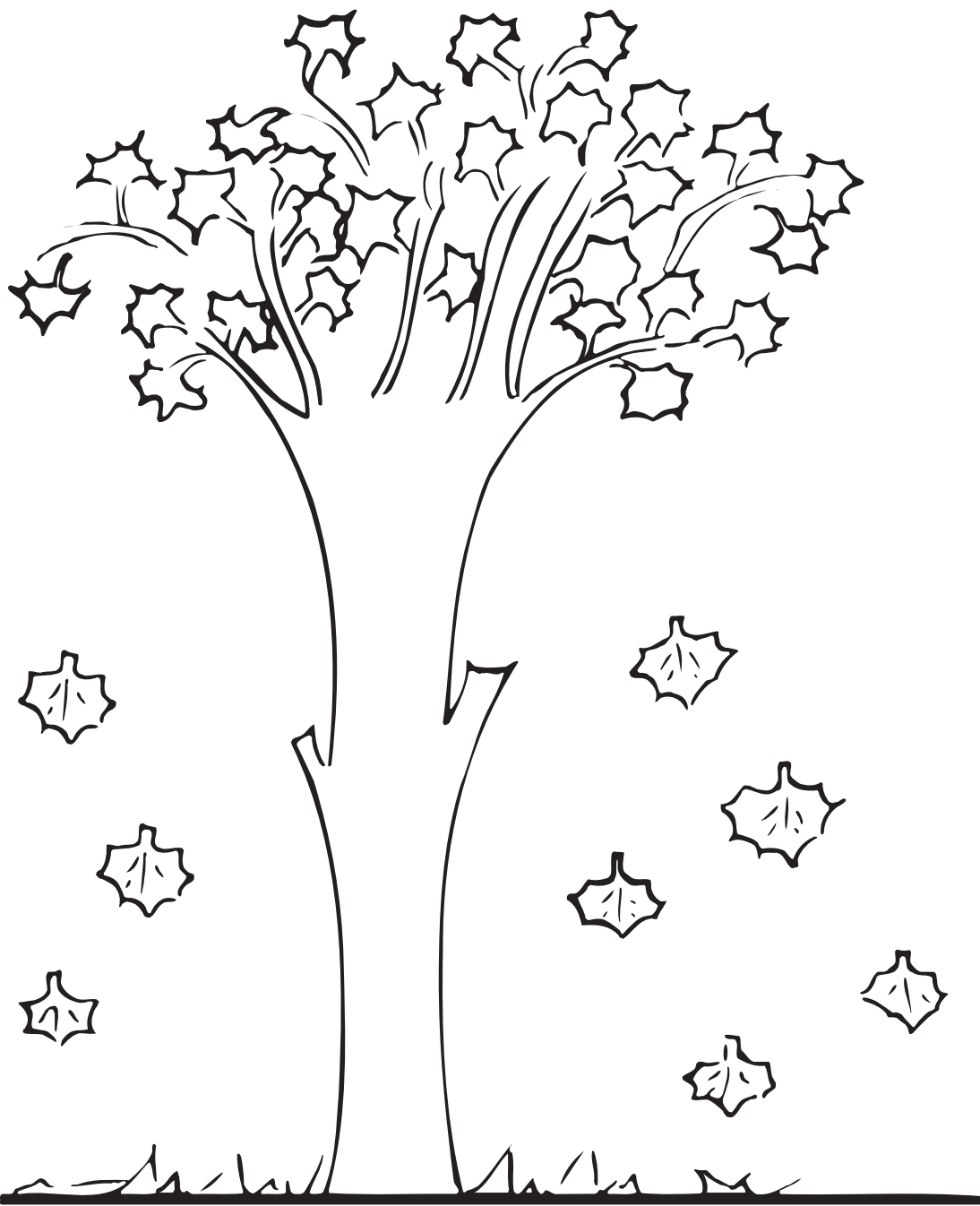


COLOREA, RECORTA Y ORDENA

EL BUS DE INFANTIL

NOMBRE:

FECHA:




PICAR LAS HOJAS QUE CAEN CERCA DE TU MANO DERECHA

EL BUS DE INFANTIL

NOMBRE:

FECHA:




PICAR LA FALDA Y PEGAR PAPEL DE SEDA

NOMBRE:

EL BUS DE INFANTIL

FECHA:





CUENTOS: COLOREAR

EL BUS DE INFANTIL

NOMBRE:

FECHA:




CUENTOS: COLOREAR

EL BUS DE INFANTIL

NOMBRE:

FECHA:



CUENTOS: COLOREAR

EL BUS DE INFANTIL

NOMBRE:

FECHA:



CUENTOS: COLOREAR

EL BUS DE INFANTIL

NOMBRE:

FECHA:



CUENTOS: COLOREAR

EL BUS DE INFANTIL

NOMBRE:

FECHA:



LOS SENTIDOS: EL OLFATO

EL BUS DE INFANTIL

NOMBRE:

FECHA:




LOS SENTIDOS: EL GUSTO

EL BUS DE INFANTIL

NOMBRE:

FECHA:



LOS SENTIDOS: EL TACTO

EL BUS DE INFANTIL

NOMBRE:

FECHA:




LOS SENTIDOS: LA VISTA

EL BUS DE INFANTIL

NOMBRE:

FECHA:

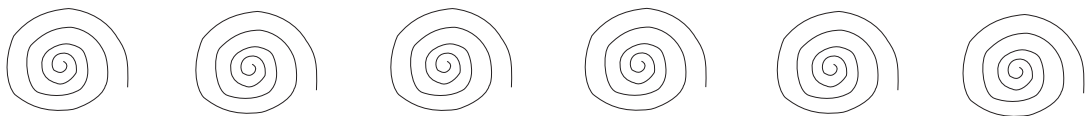



LOS SENTIDOS: EL OIDO

EL BUS DE INFANTIL

NOMBRE:

FECHA:





EN CADA PUNTITO SIGUE HACIENDO EL CARACOLILLO DE LA LANA DE LA OVEJA. REPASA LOS DE ABAJO CON ROTULADOR.

NOMBRE:

EL BUS DE INFANTIL

FECHA:



COLOREA EL TREN MAS LARGO

NOMBRE:

EL BUS DE INFANTIL

FECHA:


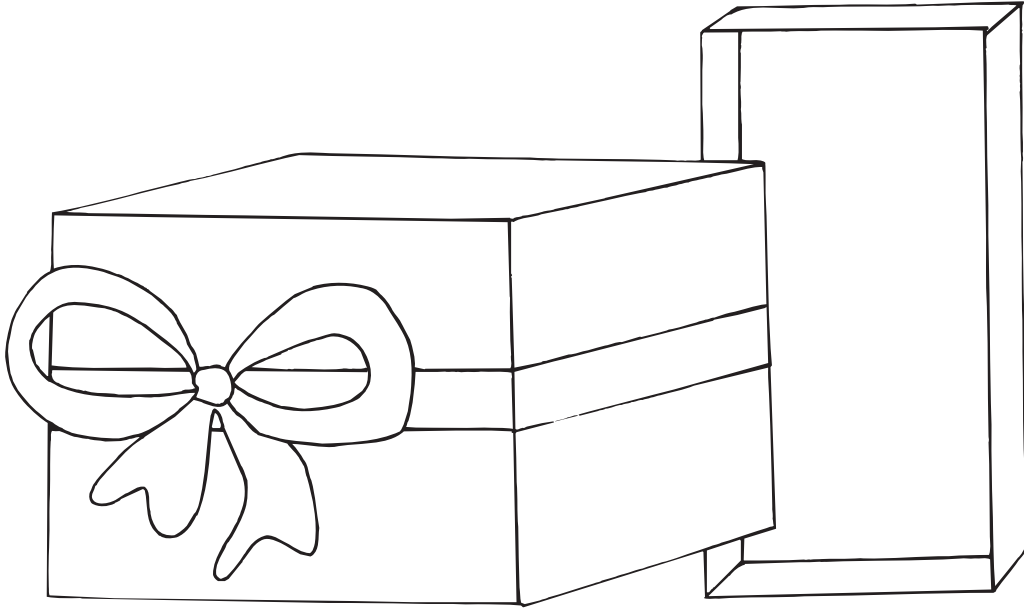


CONCEPTO: DENTRO/FUERA. COLOREA LOS PAJAROS QUE ESTAN FUERA DEL NIDO.

EL BUS DE INFANTIL

NOMBRE:

FECHA:








CONCEPTO: ABIERTO/CERRADO

NOMBRE:

EL BUS DE INFANTIL

FECHA:






CONCEPTO: IGUAL.

NOMBRE:

EL BUS DE INFANTIL

FECHA:




CONCEPTO: IGUAL

EL BUS DE INFANTIL

NOMBRE:

FECHA:



EL BUS DE INFANTIL

NOMBRE:

FECHA:




RESEGUIR CON PINTURA DE DEDOS

EL BUS DE INFANTIL

NOMBRE:

FECHA:

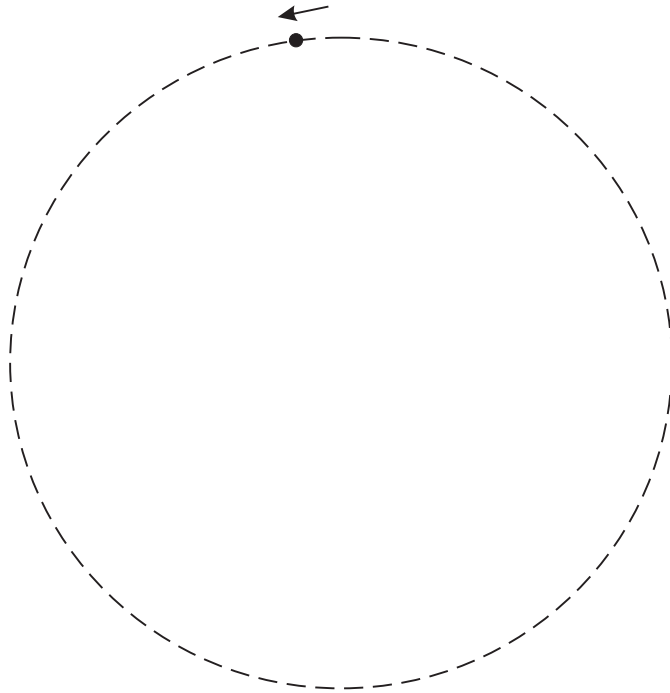


RESEGUIR CON PINTURA DE DEDOS.

EL BUS DE INFANTIL

NOMBRE:

FECHA:




CONCEPTO: CÍRCULO. RESEGUIR CON PINTURA DE DEDOS

NOMBRE:

EL BUS DE INFANTIL

FECHA:

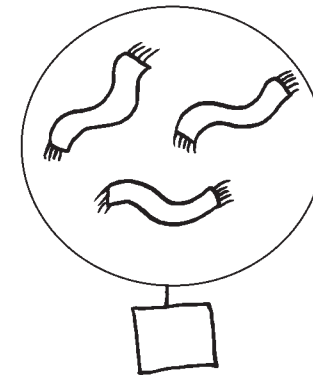
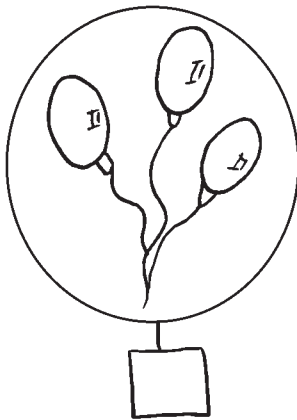





SEGUIR LOS CAMINOS

NOMBRE:

EL BUS DE INFANTIL

FECHA:




PONER EL NÚMERO QUE CORRESPONDE A CADA CONJUNTO

EL BUS DE INFANTIL

NOMBRE:

FECHA:



REPASAR Y COLOREAR

EL BUS DE INFANTIL

NOMBRE:

FECHA:





REPASAR Y SEGUIR HACIENDO LAS OLAS

EL BUS DE INFANTIL

NOMBRE:

FECHA:



SEGUIR HACIENDO LA NIEVE CON PUNTITOS

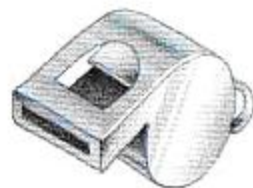

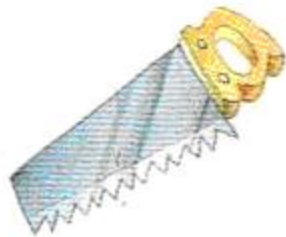
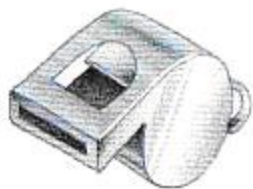
EL BUS DE INFANTIL

NOMBRE:

FECHA:



CONCEPTO: EL COLEGIO



EL BUS DE INFANTIL

NOMBRE:

FECHA:




RESEGUIR CON PINTURA DE DEDOS

EL BUS DE INFANTIL

NOMBRE:

FECHA:

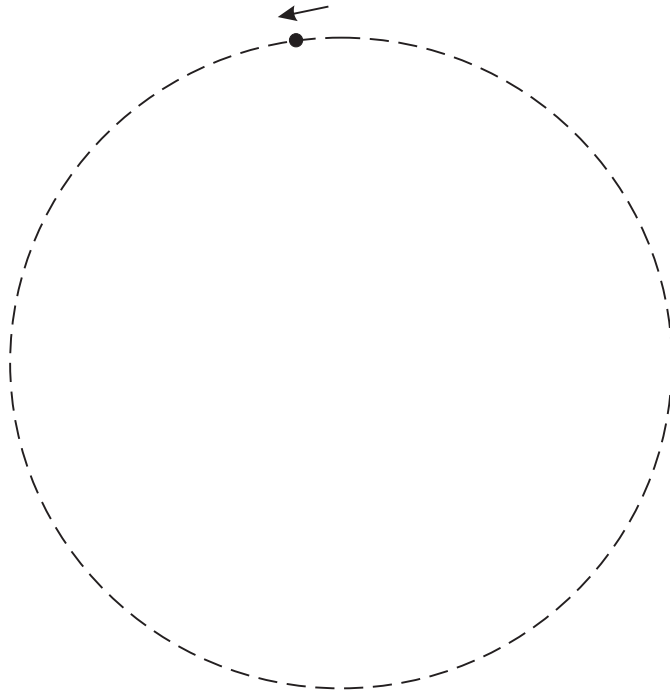


RESEGUIR CON PINTURA DE DEDOS.

EL BUS DE INFANTIL

NOMBRE:

FECHA:



CONCEPTO: CÍRCULO. RESEGUIR CON PINTURA DE DEDOS