

## UNIT 1 - TOYS

### VOCABULARY

doll




car



ball



boat



train



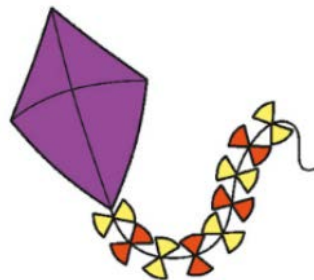
teddy bear



bike



kite



1. Trace.

### Unit 1 My toys



teddy bear



ball



doll




bike



boat



car



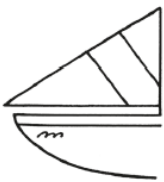
train



kite

2. Draw. Then write.

car boat train doll



1 It's a \_\_\_\_\_.



2 It's a \_\_\_\_\_.











3 It's a \_\_\_\_\_.



4 It's a \_\_\_\_\_.

3. Match and trace.



It's a  
boat.

It's a  
car.

It's a  
teddy  
bear.

It's a  
ball.

It's a  
kite.

It's a  
train.

It's a  
doll.

It's a  
bike.

## COLOURS



### 4. Trace, then draw and colour.

1

It's a train.  
It's red.

2

It's a bike.  
It's blue.

3

It's a ball.  
It's purple.

4

It's a car.  
It's green.

5

It's a doll.

It's yellow.

6

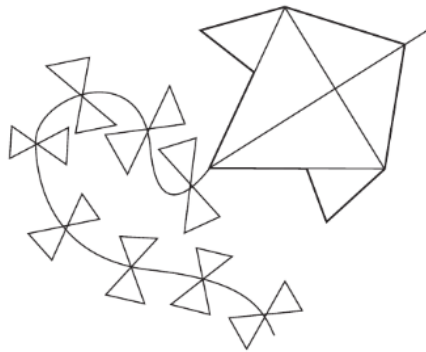
It's a kite.

It's pink.


5. Read and colour. Then write.

It's a kite.

It's \_\_\_\_\_.




1



It's a \_\_\_\_\_.

It's \_\_\_\_\_.


2



It's a \_\_\_\_\_.

It's \_\_\_\_\_.


3




It's a \_\_\_\_\_.

It's \_\_\_\_\_.

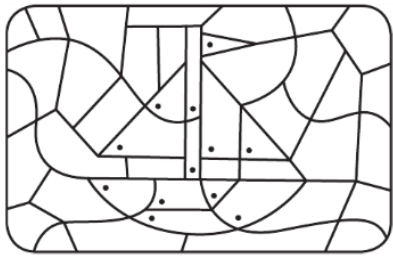
6. Read and colour. Then circle.



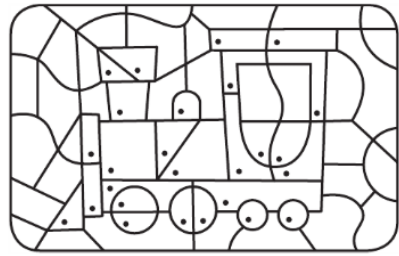
1 It's blue. It's a  car  ball .



2 It's green. It's a  doll  bike .




3 It's yellow. It's a  kite  boat .




4 It's purple. It's a  doll  train .

7. Read. Then draw and colour.



1 It's a kite. It's red.



2 There are twelve blue boats.

NUMBERS

# NUMBERS



8. Trace.

**Numbers**

1 <u>one</u>	2 <u>two</u>	3 <u>three</u>	4 <u>four</u>	5 <u>five</u>
6 <u>six</u>	7 <u>seven</u>	8 <u>eight</u>	9 <u>nine</u>	10 <u>ten</u>
11 <u>eleven</u>	12 <u>twelve</u>	13 <u>thirteen</u>	14 <u>fourteen</u>	15 <u>fifteen</u>
16 <u>sixteen</u>	17 <u>seventeen</u>	18 <u>eighteen</u>	19 <u>nineteen</u>	20 <u>twenty</u>

9. Match.

eleven

twelve

nineteen

thirteen

fifteen

sixteen

seventeen

eighteen

twenty





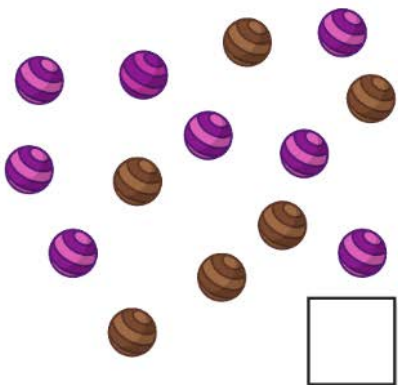
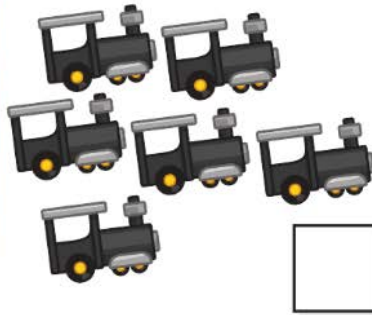
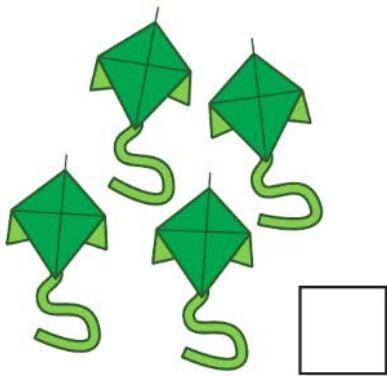
fourteen



10. Look and write.

1	2	3	4	5	6	7	8		10
11		13		15		17	18		20

11. Count and write.




 Draw.


# My toy



car




ball




robot




teddy



yo-yo

 Colour and count.

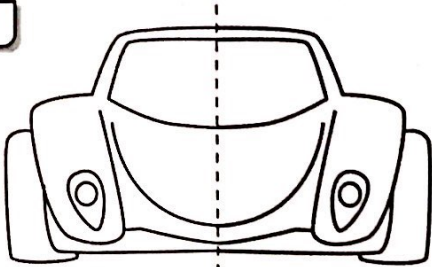


# 1 Toys

## Lesson 1

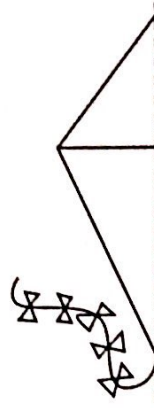
🌀 Draw and colour. 🌀 Trace and say.

1



car

2



kite

3




doll

4



teddy

5



robot


6



ball

Look and write.

1

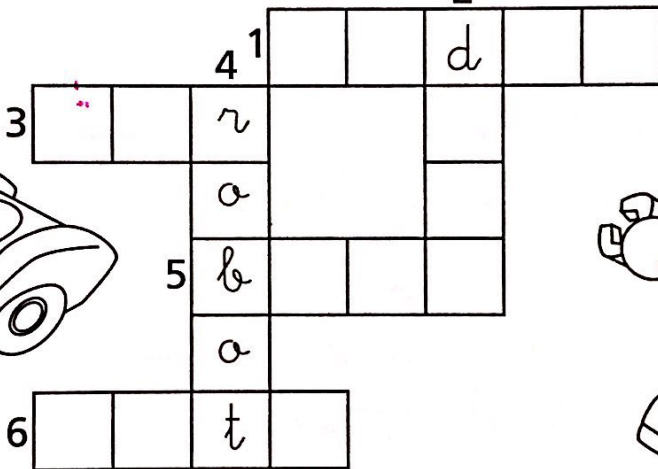



2




It's a ...

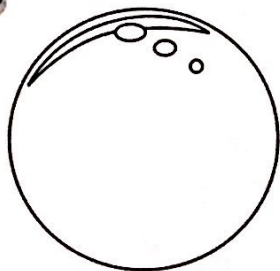
3



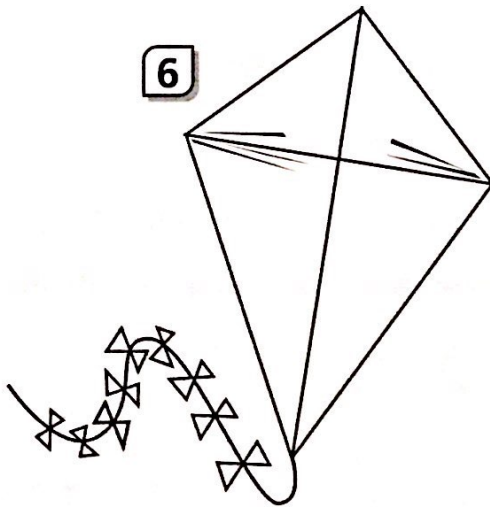
4



5



6



ball teddy kite doll ~~robot~~ car

# 1 Lee y rodea con un círculo el juguete correcto.

1 I've got a scooter.



2 I've got a robot.



3 I've got a kite.




4 I've got a doll.



5 I've got a car.



# 2 Ayuda a Harry a escribir su lista de juguetes.



1 How many cars have you got, Harry?

I've got 2 cars.

2 How many robots have you got, Harry?

I've got \_\_\_\_\_.

3 How many teddies have you got, Harry?

I've got \_\_\_\_\_.

4 How many balls have you got, Harry?

I've got \_\_\_\_\_.