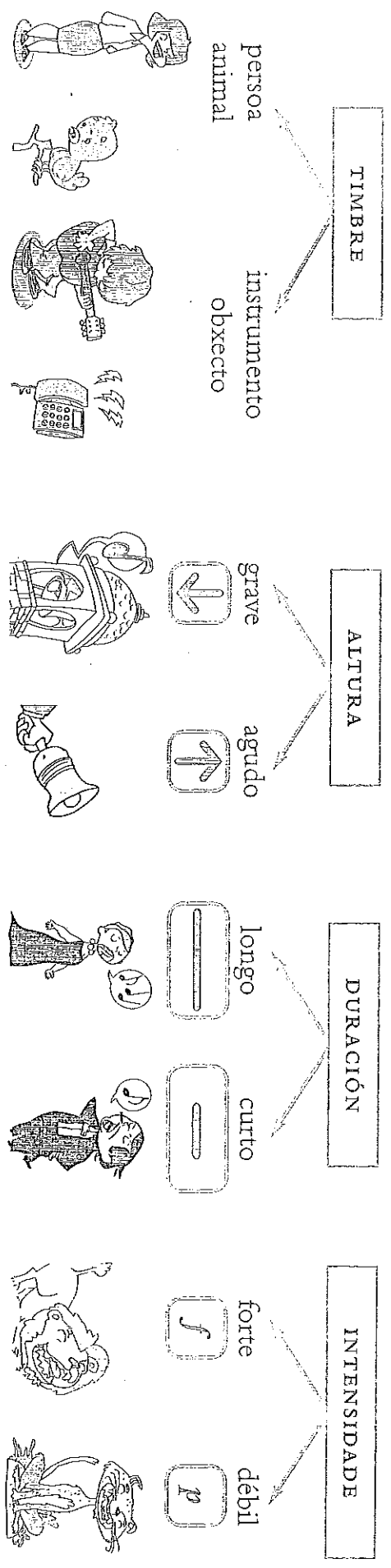


Actividades música do 14 o' 30 abril 3º curso

Linguaxe musical: As calidades do son

RECORDA:



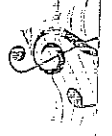
Linguaxe musical: A altura do son

A colocación das notas no pentagrama indica a altura do son.

do re mi fa sol la si do si la sol fa mi re do

grave agudo

ascendente descendente



Coloca os nomes das notas nestes esquemas melódicos

A musical staff with a treble clef and a circle above the staff. The notes are G4, A4, B4, C5, B4, A4, G4.

A musical staff with a treble clef and a circle above the staff. The notes are G4, A4, B4, C5, B4, A4, G4.

A musical staff with a treble clef and a circle above the staff. The notes are G4, A4, B4, C5, B4, A4, G4.

A musical staff with a treble clef and a circle above the staff. The notes are G4, A4, B4, C5, B4, A4, G4.

A musical staff with a treble clef and a circle above the staff. The notes are G4, A4, B4, C5, B4, A4, G4.

A musical staff with a treble clef and a circle above the staff. The notes are G4, A4, B4, C5, B4, A4, G4.

A musical staff with a treble clef and a circle above the staff. The notes are G4, A4, B4, C5, B4, A4, G4.

A musical staff with a treble clef and a circle above the staff. The notes are G4, A4, B4, C5, B4, A4, G4.

A musical staff with a treble clef and a circle above the staff. The notes are G4, A4, B4, C5, B4, A4, G4.

A musical staff with a treble clef and a circle above the staff. The notes are G4, A4, B4, C5, B4, A4, G4.

A musical staff with a treble clef and a circle above the staff. The notes are G4, A4, B4, C5, B4, A4, G4.

A musical staff with a treble clef and a circle above the staff. The notes are G4, A4, B4, C5, B4, A4, G4.

A musical staff with a treble clef and a circle above the staff. The notes are G4, A4, B4, C5, B4, A4, G4.




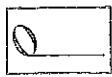




A musical staff with a treble clef and a circle above the staff. The notes are G4, A4, B4, C5, B4, A4, G4.




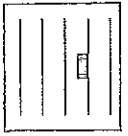





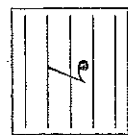
# Linguaxe musical: A duración do son

A música é unha linguaxe; para escribila precisamos aprender os seus signos. Algúns deles son:

1. As figuras musicais: indican a duración do son.

-  redonda: 
  -  blanca: 
  -  negra: 
  -  corchea: 
- catro tempos                      dous tempos                      un tempo                      medio tempo

2. Os silencios: representan as pausas na linguaxe musical. Indican ausencia de son.

-  de redonda: 
  -  de blanca: 
  -  de negra: 
  -  de corchea: 
- catro tempos                      dous tempos                      un tempo                      medio tempo

## 1 Observa e completa.

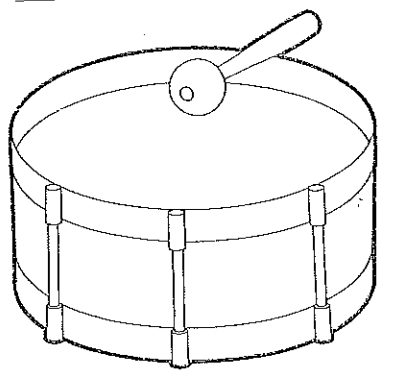
Diagram showing musical symbols and their corresponding durations:

- Whole note symbol (redonda) → 4 boxes
- Half note symbol (blanca) → 2 boxes
- Quarter note symbol (negra) → 1 box
- Half rest symbol (de blanca) → 2 boxes
- Quarter rest symbol (de negra) → 1 box
- Eighth rest symbol (de corchea) → 1 box

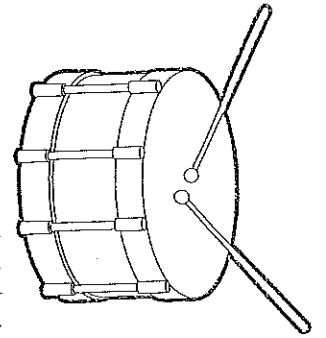
Diagram showing musical symbols and their corresponding durations:

- Whole note symbol (redonda) → 2 boxes
- Half note symbol (blanca) → 4 boxes
- Quarter note symbol (negra) → 1 box
- Half rest symbol (de blanca) → 2 boxes
- Quarter rest symbol (de negra) → 1 box
- Eighth rest symbol (de corchea) → 1 box

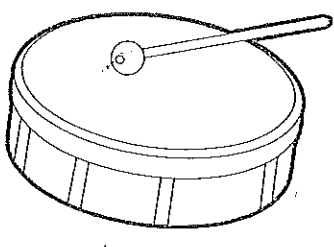
# Percusión de parche



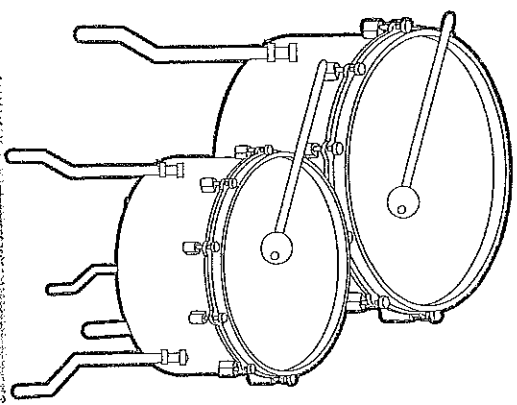
Este instrumento se utiliza para tocar en las orquestas de percusión.



Este instrumento se utiliza para tocar en las orquestas de percusión.



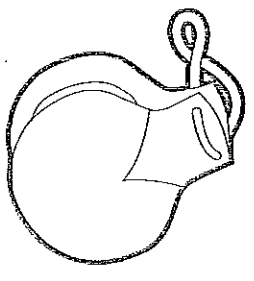
Este instrumento se utiliza para tocar en las orquestas de percusión.



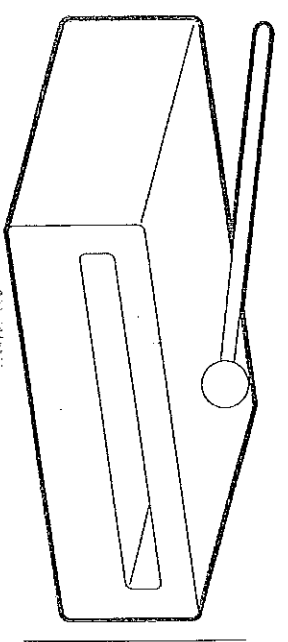
Este instrumento se utiliza para tocar en las orquestas de percusión.

Por el nombre de los instrumentos  
dejaros e coloreos

# Percusión de madeira

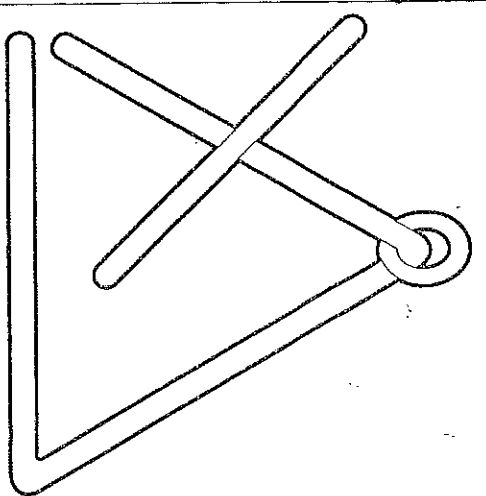


Este instrumento se utiliza para tocar en las orquestas de percusión.

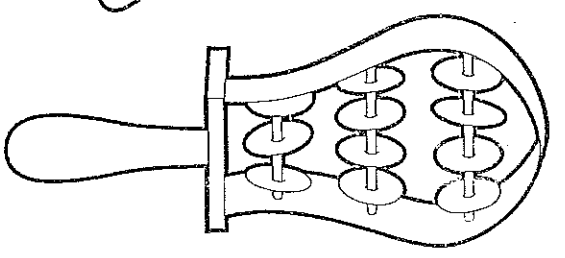


Este instrumento se utiliza para tocar en las orquestas de percusión.

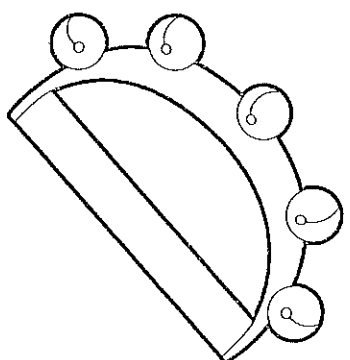
# Percusión de metal



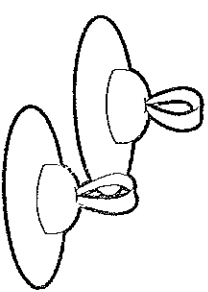
Este instrumento se utiliza para tocar en las orquestas de percusión.



Este instrumento se utiliza para tocar en las orquestas de percusión.



Este instrumento se utiliza para tocar en las orquestas de percusión.



Este instrumento se utiliza para tocar en las orquestas de percusión.