



Non todos os sons son iguais. Podemos diferenciarlos referíndonos ás súas calidades.

TIMBRE

Permítenos coñecer a fonte sonora que produciu o son: persoa, animal, instrumento ou obxecto.



ALTURA

É a calidade que nos permite distinguir entre sons graves e agudos.

 grave  agudo



DURACIÓN

É a calidade que nos indica a prolongación do son no tempo.

 longo  curto

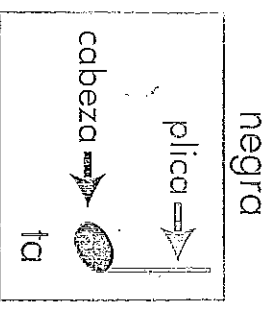
INTENSIDADE

É a calidade que fai un son máis ou menos forte.

 forte  débil

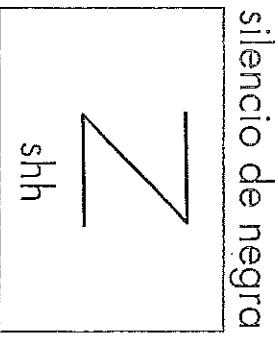
As figuras musicais e os silencios

negra



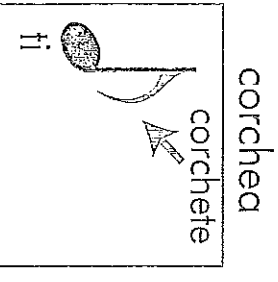
ta

silencio de negra



shh

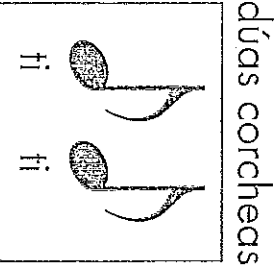
corchea



corchete

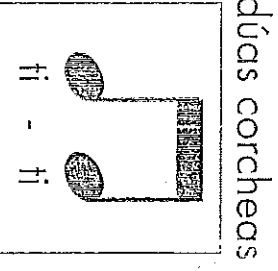
fi

dúas corcheas



fi fi

dúas corcheas



fi - fi

- ⇨ A figura negra vale un pulso.
- ⇨ O silencio de negra ten a mesma duración que a negra, pero non ten son.
- ⇨ Dúas corcheas valen unha negra. Por tanto, nun pulso entran dúas corcheas.

1 Escribe as figuras que correspondan.

ta

ta

fi fi

shh





ta




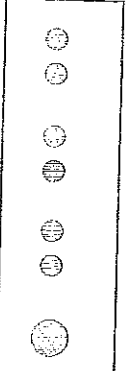
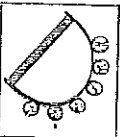

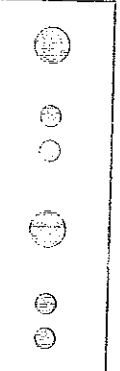
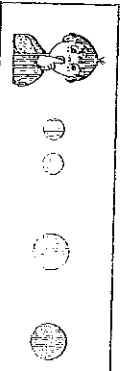
fi fi

ta

1) Practica os ritmos con sílabas rítmicas, palmas e instrumentos.

clave

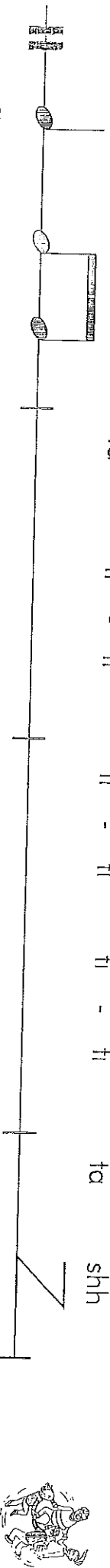



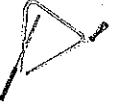




			
ti	ti	ta	ta

2) Pon o ritmo á canción *Como repical*. Cantamos e acompañamos con percusión.








ta ti - ti ta ti - ti ti - ti ta shh

Co - mo re - pi - ca a chu - via no po - mar!













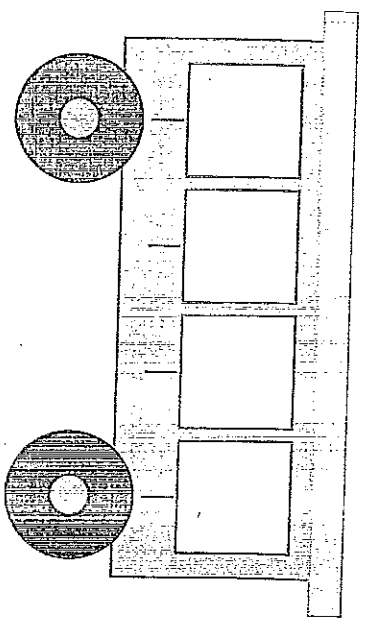
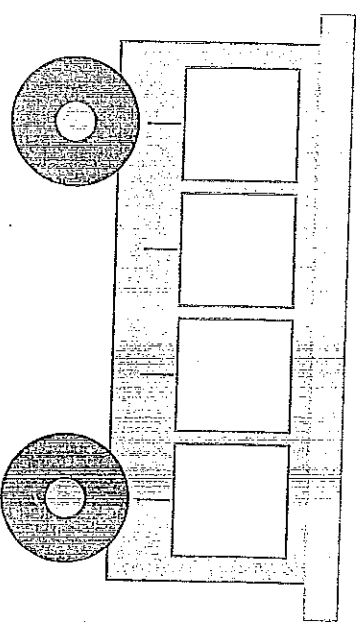
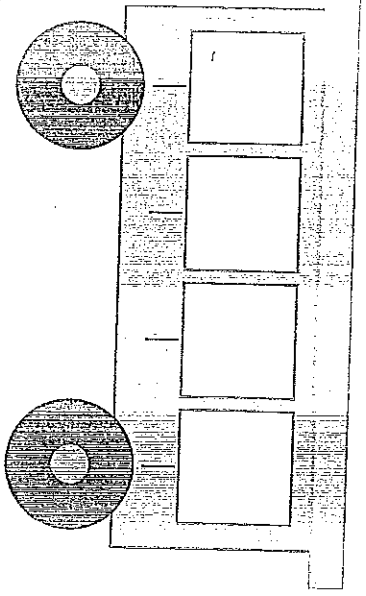
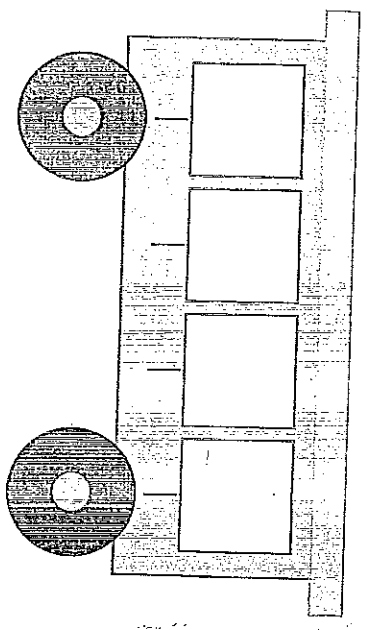
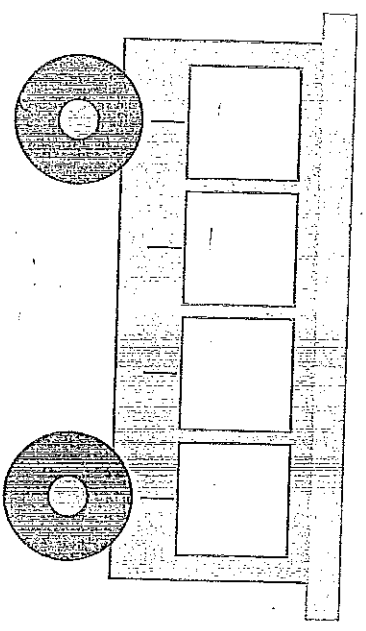
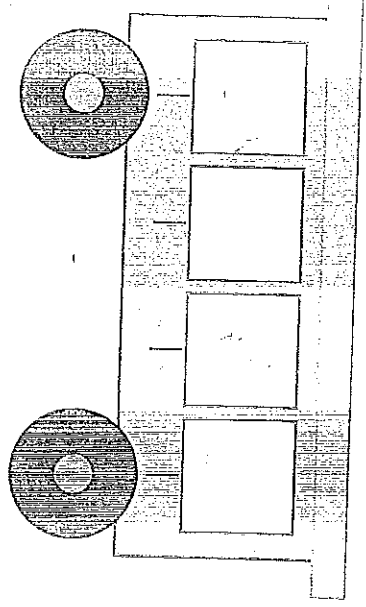
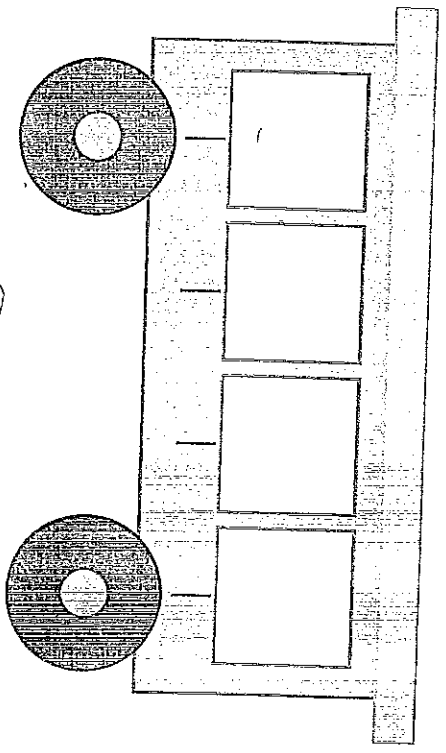
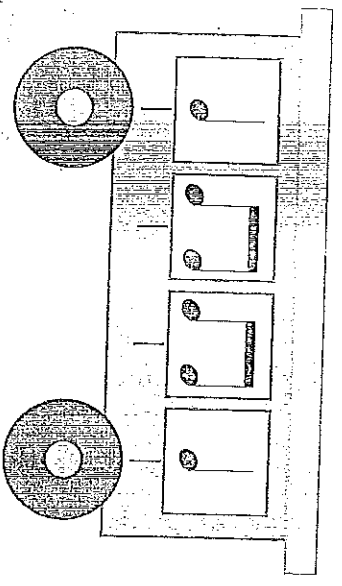
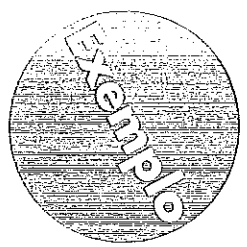
ti - ti ti - ti ta ta ti - ti ti - ti ta shh

Chu - via des - ta tar - den - sí - na - me a xo - gar.

Improvizamos ditados rítmicos

1 Enche o teu vagón de catro pulsos con  ou 



Pom o nome deates instrumentos de percussão.
 Intenta abuxalos nun folio e coloreas.

