

Vídeo- months of the year:

<https://www.youtube.com/watch?v=X6cAi0ydAyc>



1. Read and write the months of the year in the pictures.

You can color and it'll be more beautiful. (Ler e escribir os meses nos debuxos correspondentes da seguinte folla. Podes colorear para que quede mellor).

The snowflake is for January - The heart is for February

The clover is for March – The umbrella is for April

The flower is for May – The butterfly is for June













The star is for July – The sun is for August

The apple is for September – The pumpkin is for October

The leaf is for November – The Christmas tree is for December

Vídeo- months of the year:

<https://www.youtube.com/watch?v=X6cAi0ydAyc>

 <p>JANUARY</p>		 <p>MARCH</p>
	 <p>MAY</p>	
	 <p>AUGUST</p>	
		

Vídeo- months of the year:



<https://www.youtube.com/watch?v=X6cAi0ydAyc>

NUMBERS

1 - ONE	11 - ELEVEN	
2 - TWO	12 - TWELVE	
3 - THREE	13 - THIRTEEN	30 - THIRTY
4 - FOUR	14 - FOURTEEN	40 - FORTY
5 - FIVE	15 - FIFTEEN	50 - FIFTY
6 - SIX	16 - SIXTEEN	60 - SIXTY
7 - SEVEN	17 - SEVENTEEN	70 - SEVENTY
8 - EIGHT	18 - EIGHTEEN	80 - EIGHTY
9 - NINE	19 - NINETEEN	90 - NINETY
10 - TEN	20 - TWENTY	100 - HUNDRED

REMEMBER- examples 21= twenty one, 83= eighty three,
45=forty five

2. Write with words the numbers of the houses. (Escribir en inglés o número das casas)



Vídeo- months of the year:

<https://www.youtube.com/watch?v=X6cAi0ydAyc>



3. Now, color please. (Colorear as casas como se indica)

The house number 12 is green.

The house number 76 is clear blue.

The house number 24 is yellow.

The house number 50 is orange.

The house number 33 is pink.

The house number 100 is red.