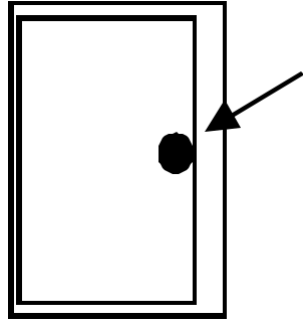


Une la letra con los dibujos que empiezan por ella y pntalos

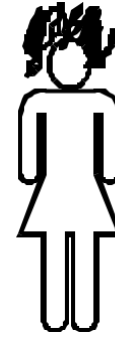
puma




mama



pomo



papa






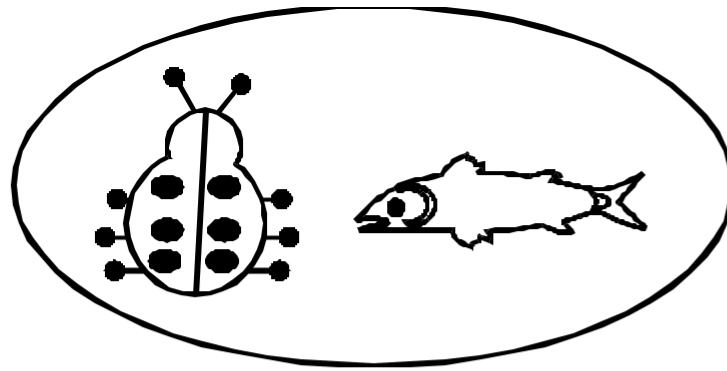
mima



mapa







Relaciona las palabras con el dibujo

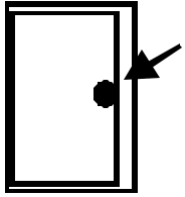
m



Tacha el dibujo que no lleva "m" y colorea el que sí la lleva.

Colorea sólo las flores con palabras con "m". Dibuja lo que significan.





popa

pomo

mapa

.....



Papa

pema

mapa

.....



pepe

mama

aupa

.....



puma

mapa

pipa

.....



Pomo

papa

mima

.....



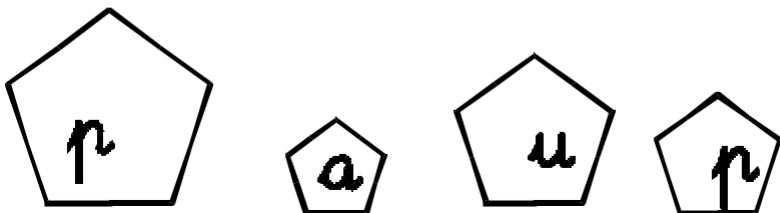
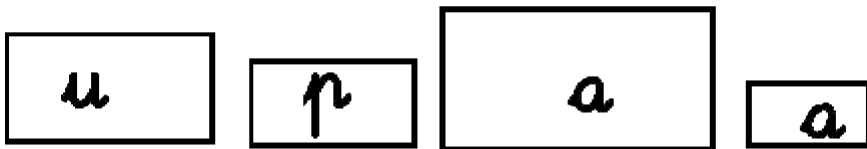
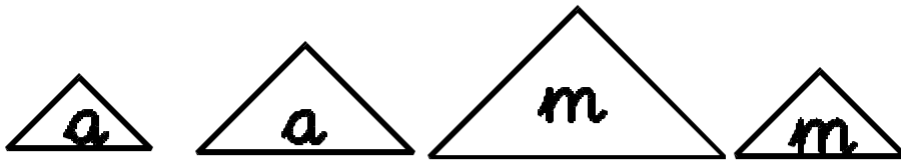
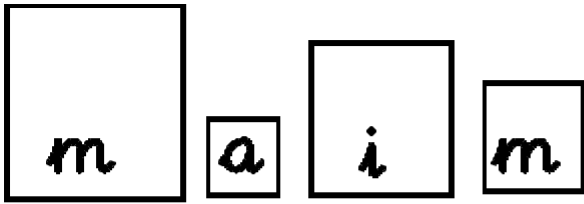
Mopa

papa

pepa

.....

Rodea la palabra adecuada y escríbela.





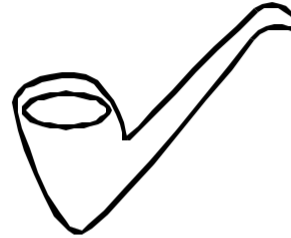
.....

.....

.....

.....

Ordena por tamaño las figuras(grande-pequeño)y escribe las palabras.



Mama

papa

pipa

pupa

mapa

mima

Recorta las palabras y pega donde corresponda