

Hello! How are you?

Empezamos o tema 3 que é o último que imos repasar cos libros xa que o tema 4 repasámolo antes de Semana Santa. Encamiñámonos hacia o final do curso e algunhas actividades ímolas ir cambiando.

Polo de agora, continuamos co RIDDLE. A solución da semana anterior é, como algúns de vós vistes claramente, DAVID. O desta semana tédelo máis abaixo.

O traballo desta semana é co Class book e o Activity book, así van as cancións e vocabulario para escoitar e nalgúns casos tamén unha lectura. Para escribir van os exercicios do Activity.

A continuación vai unha canción que vemos ás veces porque resulta moi útil para revisar as preposicións que teñen que traballar algúns cursos no tema no que estamos.

<https://www.youtube.com/watch?v=DHb4-CCif7U>

WISDOM

*What is yours, but
other people use it
more than you?*

CLASS BOOK

LISTENING AND SPEAKING

Podedes escoitar (varias veces) o vocabulario para lembrar a pronunciación e practicar a escrita tamén.

Tamén podedes facer o exercicio 2 e intentar saber de que posto do mercado están falando

3

Collections

Lesson 1

1 Say.

2 Listen and say the number.

sticker

magnet

figure

poster

postcard

badge

keyring

card

3 Read and match.

1 Does Josh collect badges?	a Yes, she does.
2 Does Alfie collect figures?	b No, he doesn't.
3 Does Jenny collect keyrings?	c No, she doesn't.
4 Does Hayley collect stickers?	d Yes, he does.

4 Make more questions. Ask and answer in pairs.

Poppy
Becca
Liam
James

Does James collect posters?

No, he doesn't.

24

LEMBRADE que imos traballar como decir o que hai arredor de nós ou o que hai na cociña, no enriba da mesa, nun moble, etc.

HAI = THERE IS (se só hai 1 cousa, singular) HAI = THERE ARE (se hai máis de unha cousa, plural)

A canción serviravos para ver como se fan as oracións con THERE IS e repasaredes algunhas preposicións (in, on)

3 Listen. Where's the poster? 4 Sing My collection.

C-O ... double L ... E-C-T-I ... O-N!
In my box, on the door and the floor – my football collection!

There's a football magnet in my box.
And a football keyring too.
There's a sticker of my favourite player.
There's a football card, or two.

Chorus
But there isn't a poster in my box.
My poster's on the door!
And there isn't a football in my box.
My football's on the floor!

Chorus



Podedes facer o seguinte exercicio con alguén que vos axude describindo o que hai en cada debuxo ou podedes facelo sós para practicar THERE ARE SOME (afirmativas)/ANY (negativas e interrogativas)

4 Read and guess. Listen and check. 5 Play the game in pairs.

Are you ready?
Yes.
There are some badges.
OK, go on ...
There aren't any figures.
I don't know.
There are some postcards.
It's number



Aquí tedes a segunda parte do vocabulario. escoitádeo porque hai palabras cunha pronunciación complicada para nós.


3 Lesson 5



1 Listen and repeat.



cushion



carpet



curtains



shelves



mug

ACTIVITY BOOK

WRITING

Esta é a páxina para empezar traballando o vocabulario.

3 Collections

Lesson 1

 **1** Find, circle and write.

1  magnet

2  _____

3  _____

4  _____

c	f	b	a	d	g	e	m	k
s	m	a	g	n	e	t	r	e
d	i	h	w	a	c	t	w	y
p	o	s	t	c	a	r	d	r
s	t	i	c	k	e	r	a	i
c	a	r	d	e	d	k	y	n
f	i	g	u	r	e	r	g	g
e	a	p	o	s	t	e	r	x

5  _____

6  _____

7  _____

8  _____

Estes son tres exercicios para practicar oracións afirmativas e negativas. Sempre seguindo os debuxos.

1 Read and write the letters A, B, or A and B.

A



B



- 1 There are some magnets. _____
- 2 There isn't a boat. _____
- 3 There's a train. _____
- 4 There aren't any keyrings. _____
- 5 There are some postcards. _____

- 6 There aren't any badges. _____
- 7 There isn't a poster. _____
- 8 There's a figure. _____
- 9 There are some stickers. _____
- 10 There isn't a house. _____

2 Write about Picture 1. Use *There are*.

- 1 *There are some cars.* _____
- 2 _____
- 3 _____
- 4 _____
- 5 _____

3 Write about Picture 2. Use *There aren't*.

- 1 *There aren't any cars.* _____
- 2 _____
- 3 _____
- 4 _____
- 5 _____

Picture 1



Picture 2



Remember! *There's / There isn't ... / There are / There aren't ...*

There's a poster.

There isn't a house.



There are some stickers.

There aren't any magnets.



Quédannos as interrogativas que faredes ordenando as palabras e contestando segundo os debuxos.

1 Order the questions. Listen and check.



1 any Are living room in cushions ? the there

Are there any cushions in the living room? Yes, there are.

2 there kitchen any curtains in ? Are the

3 mug there a Is on ? table the

4 any the ? Are parrots there bathroom in

5 there Is poster living in ? the room a

Lembrades este exercicio? Repasades o vocabulario e ao final teredes un famoso museo londinense.



6 Complete the sentences and find the answer to the question.

poster badge Liam cushion mugs ruler bus postcard taxi two table sticker figure hat


- 1 The first letter is in  badge and  _____
- 2 The second letter is in  _____ and  _____
- 3 The third letter is in  _____ and  _____
- 4 The fourth letter is in  _____ and  _____
- 5 The fifth letter is in  _____ and  _____
- 6 The sixth letter is in  _____ and  _____
- 7 The seventh letter is in  _____ and  _____

What's the name of this museum in London? The _____ Museum.



Finalmente, tedes o listening. O dos ladróns que buscan, que?

Lesson 6 Show you know

1 Listen. Number the rooms. 

Fingers and Thumbs are looking for the Max Diamond.



2 Write about the pictures. Use *There's / There isn't / There are / There aren't*.



1 There are some magnets _____ in the kitchen.



2 _____ in the kitchen.



3 _____ in the living room.



4 _____ in the bedroom.



5 _____ in the bathroom.



6 _____ in the bathroom.



7 _____



8 _____

HAVE A NICE WEEK!