


MI CUADERNILLO DE LAS
vocales






www.materialparamaestros.com



Colorea la Aa.

Letra


Aa



Traza la Aa.

A A A

a a a






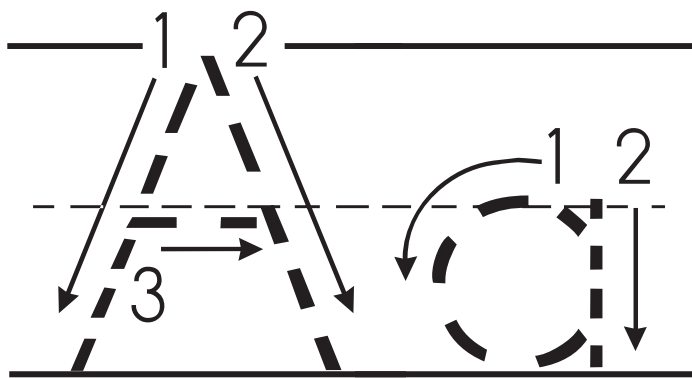
Aa

¡A buscar las vocales!

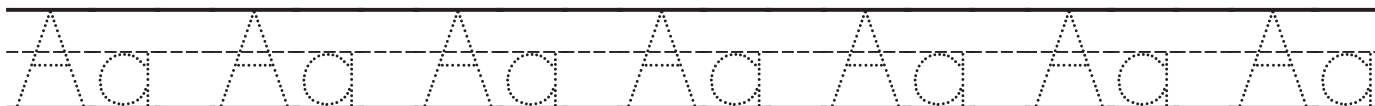
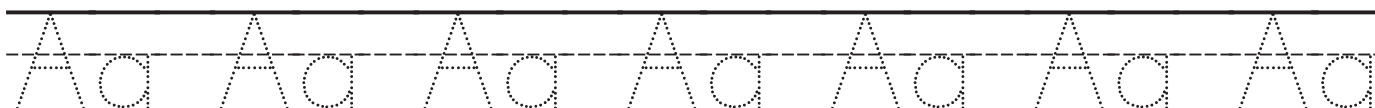
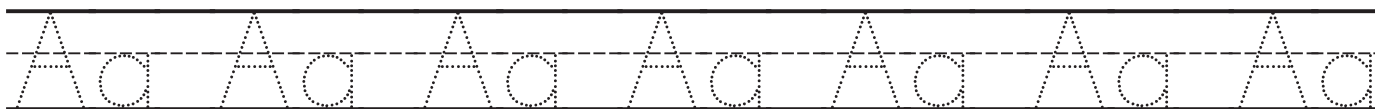
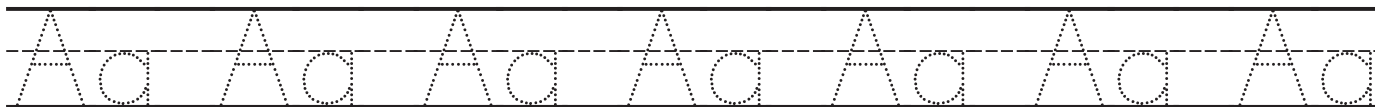
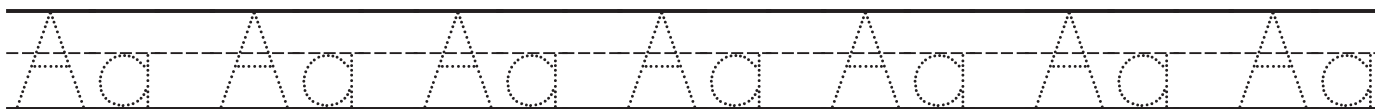
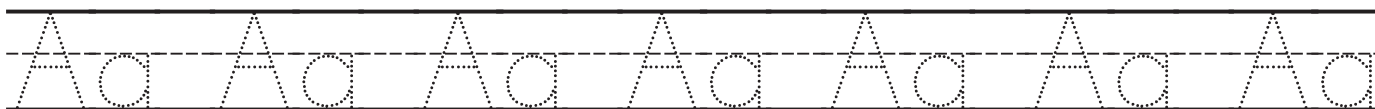
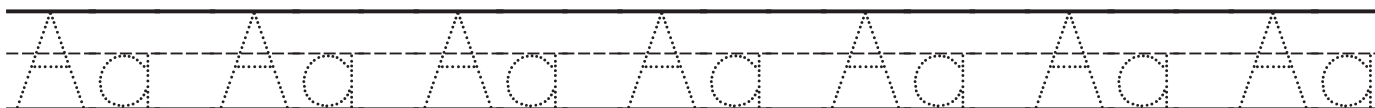
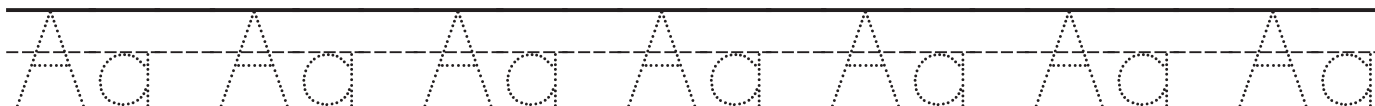
Encuentra los círculos con la vocal y colórealos con diferentes colores.

a	E	c	f	o	U	e	d	g	A	z	m	e
U	A	d	H	E	a	i	j	K	l	V	E	k
q	r	R	e	a	t	X	E	e	A	l	U	s
E	s	d	e	O	u	w	R	T	g	j	u	e
O	f	r	o	j	u	h	o	u	p	m	n	E
U	f	a	e	i	o	u	A	E	l	O	U	U
o	d	l	a	c	u	e	b	l	o	b	c	i
g	o	i	b	c	i	g	c	n	m	E	O	U
a	c	U	E	i	r	v	s	A	i	u	y	h
U	t	U	l	O	s	f	w	l	q	d	t	E
j	s	A	e	i	c	d	f	g	r	U	o	u
A	d	a	o	i	u	E	O	s	i	e	u	o







www.materialparamaestros.com




Traza la letra.




Observa los dibujos y escribe una **A** en el cuadrado si su nombre empieza con **A**.






www.materialparamaestros.com


Letra



Colorea la Ee.



Traza la Ee.



elefante



estrella



enfermera



escuela



elote


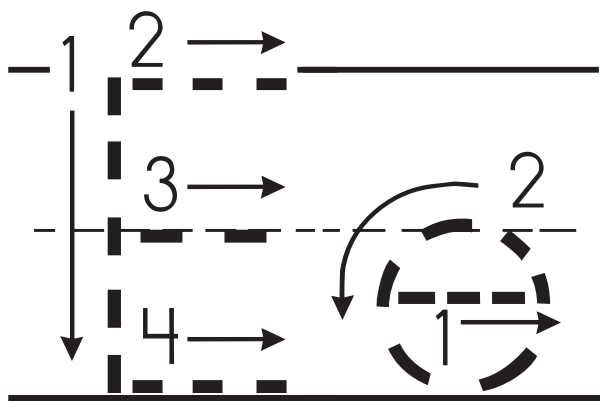


Ee

¡A buscar las vocales!

Encuentra los círculos con la vocal y colórealos con diferentes colores.

a	E	c	f	o	U	e	d	g	A	z	m	e
U	A	d	H	E	a	i	j	K	l	V	E	k
q	r	R	e	a	t	X	E	e	A	l	U	s
E	s	d	e	O	u	w	R	T	g	j	u	e
O	f	r	o	j	u	h	o	u	p	m	n	E
U	f	a	e	i	o	u	A	E	l	O	U	U
o	d	l	a	c	u	e	b	l	o	b	c	i
g	o	i	b	c	i	g	c	n	m	E	O	U
a	c	U	E	i	r	v	s	A	i	u	y	h
U	t	U	l	O	s	f	w	l	q	d	t	E
j	s	A	e	i	c	d	f	g	r	U	o	u
A	d	a	o	i	u	E	O	s	i	e	u	o


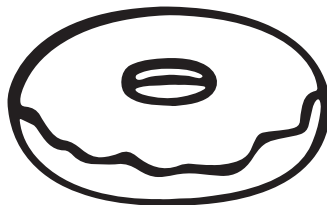







Traza la letra.

Tracing practice lines for the letter 'e'. Each line consists of a solid top line, a dashed middle line, and a solid bottom line. The letter 'e' is repeated in a dotted format across eight rows for tracing.




Observa los dibujos y escribe una **e** en el cuadrado si su nombre empieza con **e**.






www.materialparamaestros.com

Letra



Colorea la li.




Traza la li.




iglesia



isla



iglu



iguana



indio



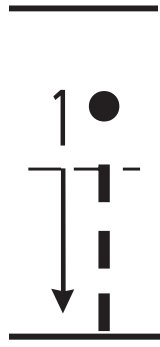
I i

¡A buscar las vocales!

Encuentra los círculos con la vocal y colórealos con diferentes colores.

a	E	c	f	o	U	e	d	g	A	z	m	e
U	A	d	H	E	a	i	j	K	l	V	E	k
q	r	R	e	a	t	X	E	e	A	l	U	s
E	s	d	e	O	u	w	R	T	g	j	u	e
O	f	r	o	j	u	h	o	u	p	m	n	E
U	f	a	e	i	o	u	A	E	l	O	U	u
o	d	l	a	c	u	e	b	l	o	b	c	i
g	o	i	b	c	i	g	c	n	m	E	O	U
a	c	U	E	i	r	v	s	A	i	u	y	h
U	t	U	l	O	s	f	w	l	q	d	t	E
j	s	A	e	i	c	d	f	g	r	U	o	u
A	d	a	o	i	u	E	O	s	i	e	u	o

www.materialparamaestros.com


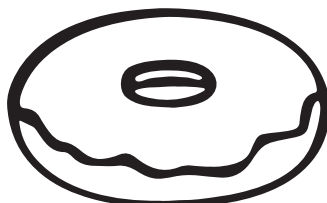





Traza la letra.

Tracing practice lines for the letter 'i'. Each line consists of a solid top line, a dashed middle line, and a solid bottom line. The letter 'i' is printed in a dotted format for tracing across the entire page.



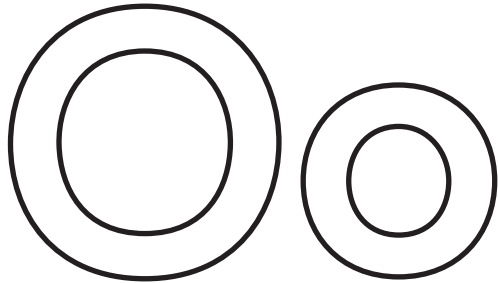
Observa los dibujos y escribe una **I** en el cuadrado si su nombre empieza con **I**.






www.materialparamaestros.com

Letra




Colorea la Oo.



Traza la Oo.



oso



oveja



once



olla



oreja



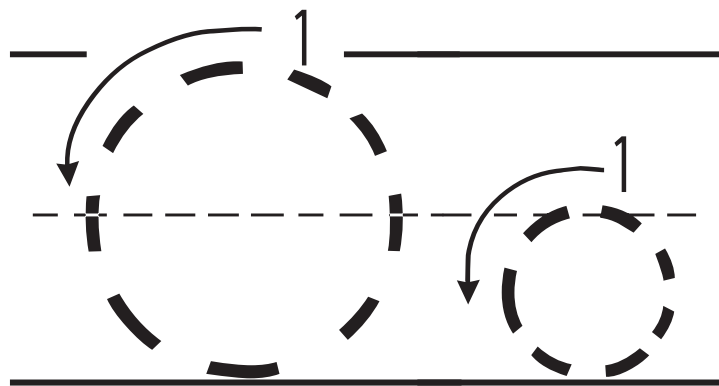
¡A buscar las vocales!

Oo


Encuentra los círculos con la vocal y colóralos con diferentes colores.

a	E	c	f	o	U	e	d	g	A	z	m	e
U	A	d	H	E	a	i	j	K	l	V	E	k
q	r	R	e	a	t	X	E	e	A	l	U	s
E	s	d	e	O	u	w	R	T	g	j	u	e
O	f	r	o	j	u	h	o	u	p	m	n	E
U	f	a	e	i	o	u	A	E	l	O	U	u
o	d	l	a	c	u	e	b	l	o	b	c	i
g	o	i	b	c	i	g	c	n	m	E	O	U
a	c	U	E	i	r	v	s	A	i	u	y	h
U	t	U	l	O	s	f	w	l	q	d	t	E
j	s	A	e	i	c	d	f	g	r	U	o	u
A	d	a	o	i	u	E	O	s	i	e	u	o

www.materialparamaestros.com

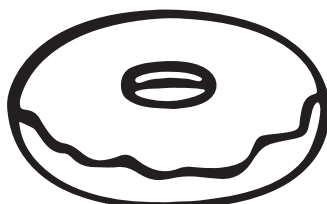




Traza la letra.





Observa los dibujos y escribe una **O** en el cuadrado si su nombre empieza con **O**.







www.materialparamaestros.com




Letra




Colorea la Uu.



Traza la Uu.



uvas



unicornio



uniforme


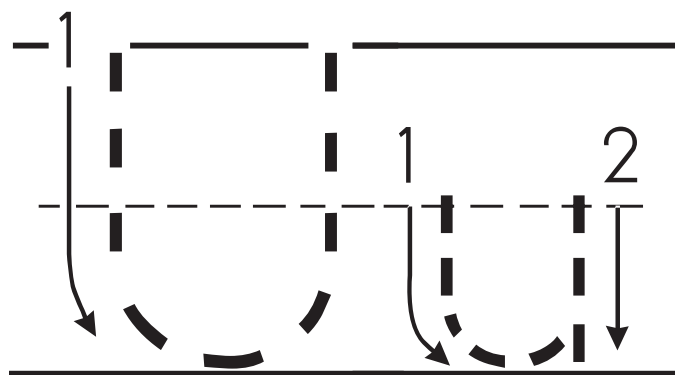


Uu

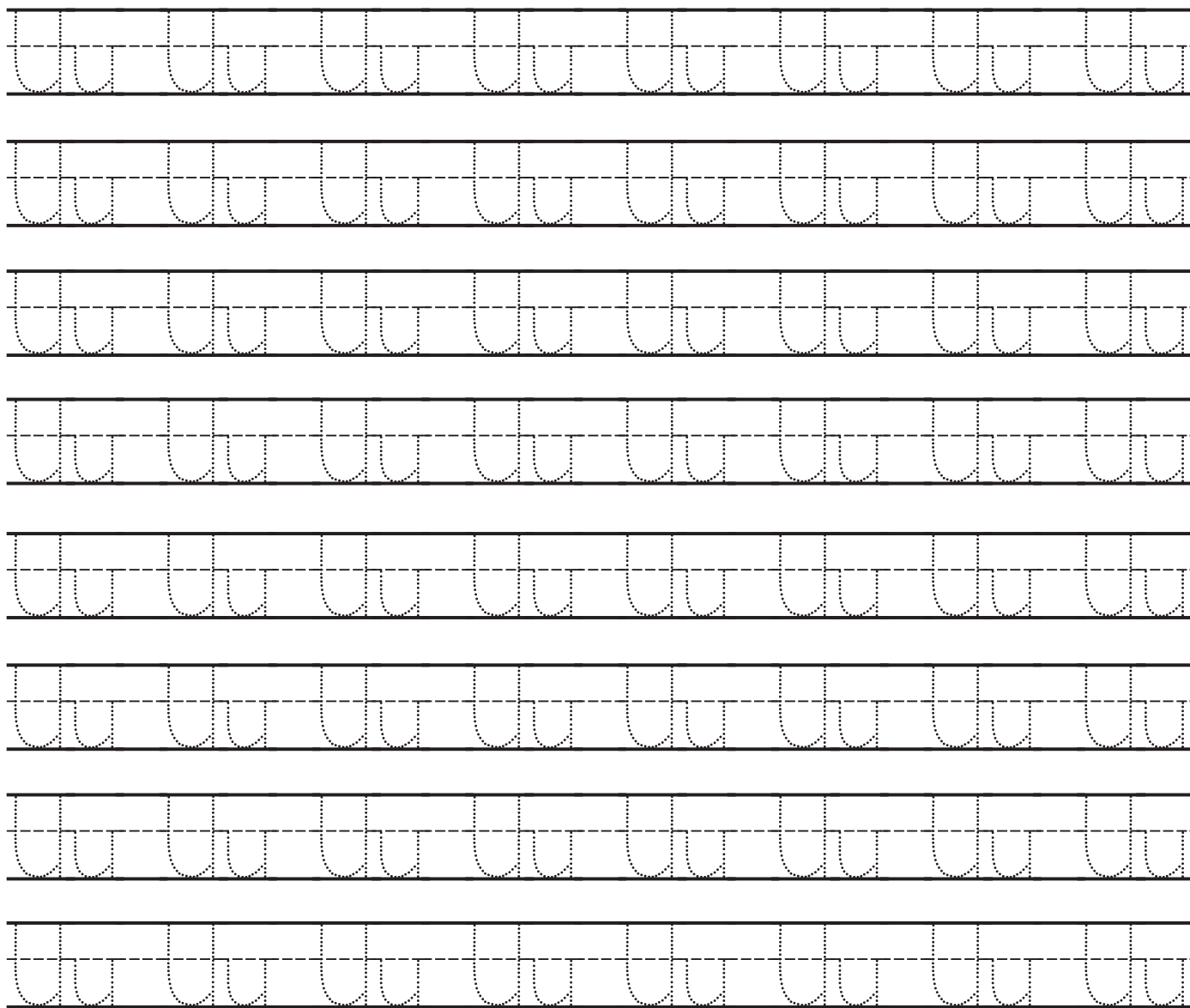
¡A buscar las vocales!

Encuentra los círculos con la vocal
y colorea los con diferentes colores.

a	E	c	f	o	U	e	d	g	A	z	m	e
U	A	d	H	E	a	i	j	K	l	V	E	k
q	r	R	e	a	t	X	E	e	A	l	U	s
E	s	d	e	O	u	w	R	T	g	j	u	e
O	f	r	o	j	u	h	o	u	p	m	n	E
U	f	a	e	i	o	u	A	E	l	O	U	u
o	d	l	a	c	u	e	b	l	o	b	c	i
g	o	i	b	c	i	g	c	n	m	E	O	U
a	c	U	E	i	r	v	s	A	i	u	y	h
U	t	U	l	O	s	f	w	l	q	d	t	E
j	s	A	e	i	c	d	f	g	r	U	o	u
A	d	a	o	i	u	E	O	s	i	e	u	o





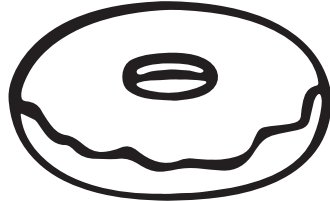



Traza la letra.





Observa los dibujos y escribe una **U** en el cuadrado si su nombre empieza con **U**.



A a

--	--	--



E e

--	--	--

I i









--	--	--

O o












--	--	--

U u


--	--	--




Escribe en el círculo la letra con la que empieza el nombre de los dibujos.




Circula la vocal inicial de cada dibujo.




a e i o u




a e i o u




a e i o u



a e i o u




a e i o u




a e i o u



a e i o u



a e i o u



www.materialparamaestros.com

VERDE A a

CAFE E e

NEGRO I i

ROSA O o

AZUL U u