

# EMPIEZA

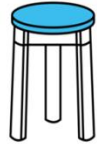







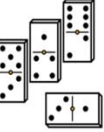
# POR EL SONIDO ...



## Trabajamos Conciencia Fonémica



Señala las que empiecen por el sonido...

<input type="checkbox"/>		<input type="checkbox"/>		<input type="checkbox"/>	
<input type="checkbox"/>		<input type="checkbox"/>		<input type="checkbox"/>	
<input type="checkbox"/>		<input type="checkbox"/>		<input type="checkbox"/>	



# Instrucciones

## OBJETIVO GENERAL:

Mejorar o desarrollar la conciencia fonémica. La conciencia fonémica busca jugar con las unidades más pequeñas de las palabras para adquirir habilidades que nos permitan segmentar y mezclar los fonemas para formar sílabas y palabras .

**OBJETIVO ESPECÍFICO** :Identificar palabras que comienzan por un determinado fonema

## DESARROLLO DE LA ACTIVIDAD:

Se le presentan al niño@ 9 palabras representadas a través de imágenes o pictogramas, de las cuales entre 4 y 6 , contienen el fonema (marcado en la esquina superior derecha)al inicio de palabra. Es decir, el número de palabras correctas oscilará en cada ficha o página entre 4 y 6 palabras.

¿Por qué no ponemos un número fijo de palabras correctas? Porque no queremos que el niño sepa exactamente cuántas tiene que buscar y tenga que prestar así más atención, sin saber exactamente si le queda una , dos o tres palabras que encontrar.

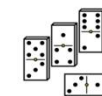
Esta actividad la proponemos de dos formas, coloreando los círculos que aparecen delante de la imagen o poniéndoles un gometz

## VARIANTES:

1. Buscar y nombrar sólo las que contienen el sonido de la boca y a continuación el resto.
2. Añadir el artículo delante de cada imagen.
3. Categorías semánticas: animales, objetos, ropa ,estaciones, oficios...
4. Pragmática: qué es, para qué sirve..




Señala las que empiecen por el sonido....












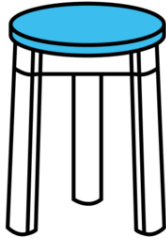




## PALABRAS USADAS POR DIAPOSITIVA:

- 1.- **TABURETE**, DOLOR, PALOMA, **TAMBOR**, **TOMATE**, **TOPO**, **TOSTADA**, **TUCÁN**, DOMINÓ.
- 2.- DINERO, **TEBEO**, DOMADORA, **TOMATE**, **TURRÓN**, DEDO, **TULIPÁN**, PALOMITAS, DADO.
- 3.- **TAPADERA**, DUCHA, DIANA, CIRCO, **TELÉFONO**, PAPELERA, **TORRE**, DOS, DIBUJO.
- 4.- **DERECHA**, **TUBERÍA**, CEBOLLA, DEDOS, FERIA, **TELARAÑA**, **TELA**, DUCHARSE, **TONELES**.
- 5.- **TORO**, **TAQUILLA**, DUENDE, **TAMAÑO**, DEDAL, DOMINGO, **TAPAR**, **TÚNEL**, CEBRA.
- 6.- **DIAMANTE**, **TESORO**, PERA, **TIJERAS**, DIADEMA, DENTADURA, **TEJA**, CERDO, **TIBURÓN**.
- 7.- **DAR**, **TEJADO**, DOS, **TAZA**, **TIOVIVO**, DEMONIO, COLLAR, **TÍTERE**, **TOS**.













Señala las que empiecen por el sonido....








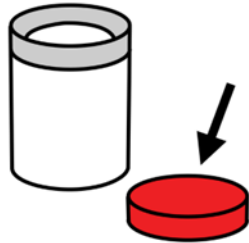



Señala las que empiecen por el sonido....



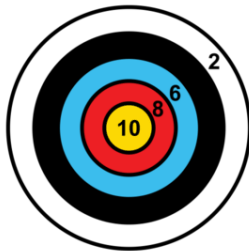






Señala las que empiecen por el sonido....







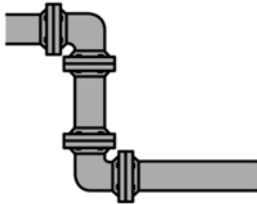


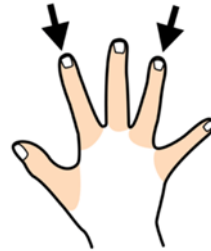

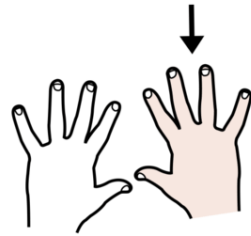




2











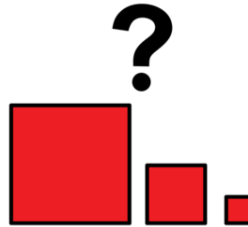





Señala las que empiecen por el sonido....




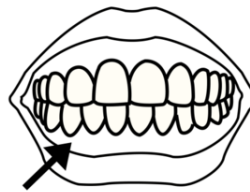








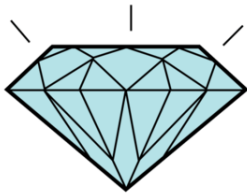



Señala las que empiecen por el sonido....








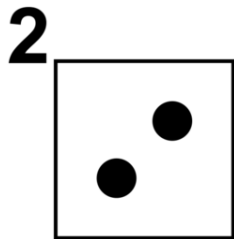



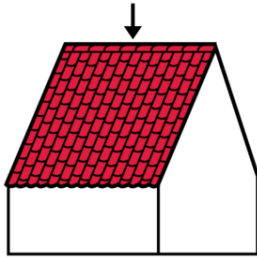




Señala las que empiecen por el sonido....







Señala las que empiecen por el sonido....



## Imágenes y pictogramas:

Autora posiciones fonemas: Carolina López Hita  
Procedencia: <http://unmundopordescubriral.blogspot.com.es/>  
Licencia:CC (BY-NC-SA)

Autor/as gestos basados en Monfort:  
Laura Isabel Vallejo Muñoz  
Luisa Jiménez de la Blanca

Autor/as Gestos Dactilológicos: Carolina López Hita



**Autor pictogramas:** Sergio Palao

- **Procedencia:** ARASAAC (<http://arasaac.org>)
- **Licencia:** CC (BY-NC-SA)
- **Propiedad:** Gobierno de Aragón



<https://www.soyvisual.org/>

## Otras Imágenes y pictogramas:



[www.freepik.es](http://www.freepik.es)

[www.pixabay.com](http://www.pixabay.com)

*No se permite un uso comercial de la obra original ni de las posibles obras derivadas, la distribución de las cuales se debe hacer con una licencia igual a la que regula la obra original.*


## REALIZA Y PRODUCE:



## COORDINA:

Belinda Haro Castilla


 <http://siembraestrellas.blogspot.com.es/>

 @siembraestrellas

## INTEGRANTES DEL EQUIPO DE TRABAJO:

- M<sup>a</sup> Soledad Jiménez Urbano
- Mariana Martín Castillo
- Ángela Salvador Ruíz
- Luisa Jiménez de la Blanca
- M<sup>a</sup> Victoria Roperó López
- María Blanco Casillas
- Verónica García Jiménez
- María Sierra Parias Herrero
- Olivia Romero Luna
- Patricia Ranchal Bustos
- Shaila Cardenal Esparragosó

 [comunicarnosayl@gmail.com](mailto:comunicarnosayl@gmail.com)

 @comunicarnosayl