

**ACTIVIDADES**

**DE**

**L. GALEGA 1º**

# FICHA 6. Conto

Nome \_\_\_\_\_ Data \_\_\_\_\_

## O gaiteiro e o lobo

Un gaiteiro volvía para a casa.

Era noite e ía a pé polo monte.

De súpeto, oíu un ouvido de lobo.

E ao pouco viu-no diante del.

Co susto, o gaiteiro apertou o fol

da gaita. E o lobo, ao oír o son,

escapou.

Desde entón cando pasa

de noite polo monte,

o gaiteiro vai tocando.

Así escorrenta o lobo

e tamén o seu medo.



Lingua+

1 Marca a opción correcta.

O lobo asustouse co son da gaita.

O lobo asustouse ao ver o gaiteiro.

p	m	l	s	t	d	n	h	nh	f
r-rr	c-qu	g-gu	r	b-v	z-c	x	ll	ñ	ch

# FICHA 5. Conto

Nome \_\_\_\_\_ Data \_\_\_\_\_

Que regalo!

O galo Quico topou unha pequena semente no curral. E comentou:

—Que semente tan raquitica!

Meteuna nun tarro con terra, regouna e...

Pasadas unhas semanas saíu un rico regalo.

—Oh, unha leituga!  
Co que me gusta!



Lingua+

1 Que naceu da semente? Debuxa no tarro.

2 Que fará despois o galo coa leituga? Completa.

Ao final o galo  a leituga.

p	m	l	s	t	d	n	h	nh	f
r-rr	c-qu	g-gu	r	b-v	z-c	x	ll	ñ	ch

# FICHA 4. Poema

Nome \_\_\_\_\_ Data \_\_\_\_\_


## Ras reunidas

As ras fan reunión  
na Fonte das Penas.

Sentadas en roda  
rin e parrafean.

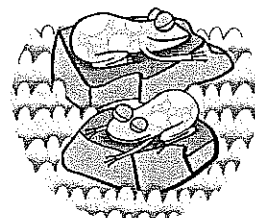
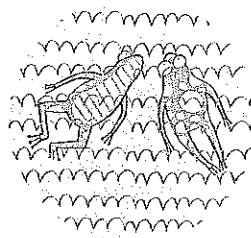

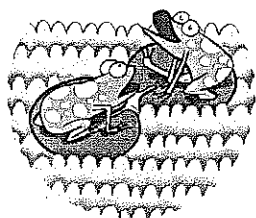
Despois pola lama  
saltan e enredan.

E no remanso do río  
nadan e reman.



Lingua+

1 Risca o que non fan as ras do poema.



2 Onde se reúnen? Subliña no texto o nome do lugar.

p	m	l	s	t	d	n	h	nh	f
r-rr	c-qu	g-gu	r	b-v	z-c	x	ll	ñ	ch

# FICHA 3. Poema

Nome \_\_\_\_\_ Data \_\_\_\_\_

## Pimpín

Todo o día o pimpín  
entoa unha melodía.

«Pin-pin-pin!»  
á saída do sol.

«Pin-pin-pin!»  
ao mediodía.

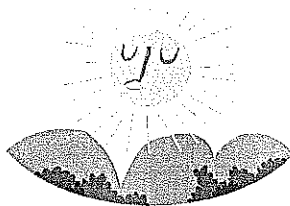
E á noite «Pin-pin-pin!»  
dá a despedida.




Lingua+

1 Arrodea con lapis de cor o canto do pimpín.

2 Que momentos son? Escribe.




p	m	l	s	t	d	n	h	nh	f
r-rr	c-qu	g-gu	r	b-v	z-c	x	ll	ñ	ch


# FICHA 2. Poema

Nome \_\_\_\_\_ Data \_\_\_\_\_

## A pelota!



Suso soltou a pelota  
e a pelota saltou:  
do piso ao tecto,  
do tecto á mesa  
e da mesa á pota.

Aa ai! Saltou a pelota  
á pota da sopa!




Lingua+

1 Marca onde se meteu a pelota do poema.



2 Sinala.

piso



teito

p	m	l	s	t	d	n	h	nh	f
r-rr	c-qu	g-gu	r	b-v	z-c	x	ll	ñ	ch

# FICHA 1

Nome \_\_\_\_\_ Data \_\_\_\_\_



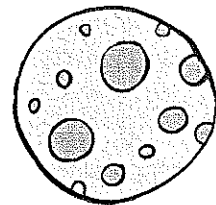

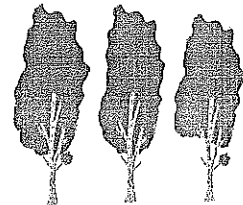
## A Lúa

A Lúa alumina  
a Pepe, a Luísa  
e as lilas.

A Lúa alumina  
os sapos,  
e os álamos.



1 Escribe os seus nomes.

p	m	l	s	t	d	n	h	nh	f
r-rr	c-qu	g-gu	r	b-v	z-c	x	ll	ñ	ch

# A letra Ñ

Nome \_\_\_\_\_ Data \_\_\_\_\_


1 Relaciona e escribe.




\_\_\_\_\_  
\_\_\_\_\_

bañeira

cociña




\_\_\_\_\_  
\_\_\_\_\_



\_\_\_\_\_  
\_\_\_\_\_


golfinho

galinha



\_\_\_\_\_  
\_\_\_\_\_

2 Fíxate no modelo e escribe palabras acabadas en -iño e en -iña.



paxaro ▶ paxariño

peixe ▶

\_\_\_\_\_  
\_\_\_\_\_

caixa ▶

\_\_\_\_\_  
\_\_\_\_\_

feixe ▶

\_\_\_\_\_  
\_\_\_\_\_

reixa ▶

\_\_\_\_\_  
\_\_\_\_\_

3 Ordena as palabras e escribe a oración.



Os

piñas.

piñeiros

teñen

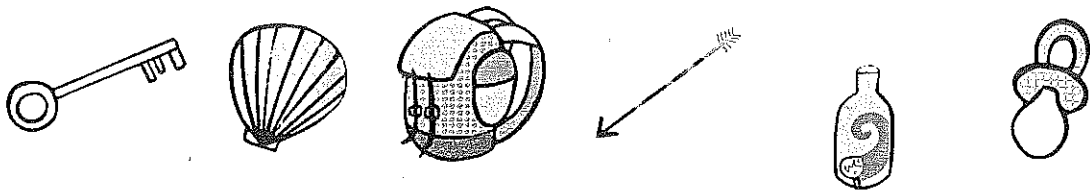
\_\_\_\_\_  
\_\_\_\_\_




# O dígrafo CH

Nome \_\_\_\_\_ Data \_\_\_\_\_

1 En cal non soa Ch? Di os seus nomes e risca o intruso.



2 Relaciona.



bicho




facho



billa

ficha

Lingua+



pucho



rocha



percha

rolla


3 Escribe unha oración referida a cada imaxe.

Charo chaqueta

---



---



Moncho mochila

---



---

# As letras C e Z

Nome \_\_\_\_\_ Data \_\_\_\_\_

1 Arrodea as palabras que conteñen o son Z.  
Despois, cópialas onde corresponda.

cempés	maraca	cinto	pico	zume
campás	mazás	quinto	pazo	cume

Con z ► \_\_\_\_\_

Con c ► \_\_\_\_\_


2 Completa con c ou con z.



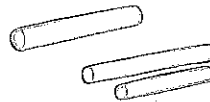
no



no es



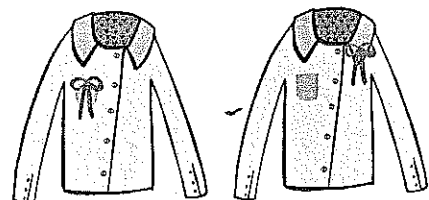
cci



cci es

3 Cal é a cazadora de Celia? Arrodea.

A cazadora de Celia  
ten un lazo azul  
encima do peto dereito.



# O dígrafo LL

Nome \_\_\_\_\_ Data \_\_\_\_\_

1 Le e copia as palabras con ll.

Ten o pallaso o nariz vermello  
e os ollos pintados de amarelo.

---

---

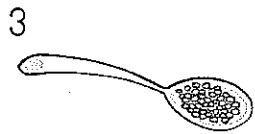

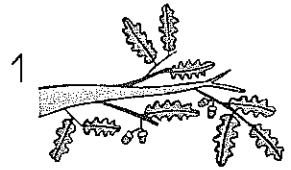
---

2 Numera.

cullerada de lentellas

mollo de palla

ramallo de carballo



3 Escribe unha oración con tres  
destas palabras.

merenda

filloas

follas

Guillherme



---

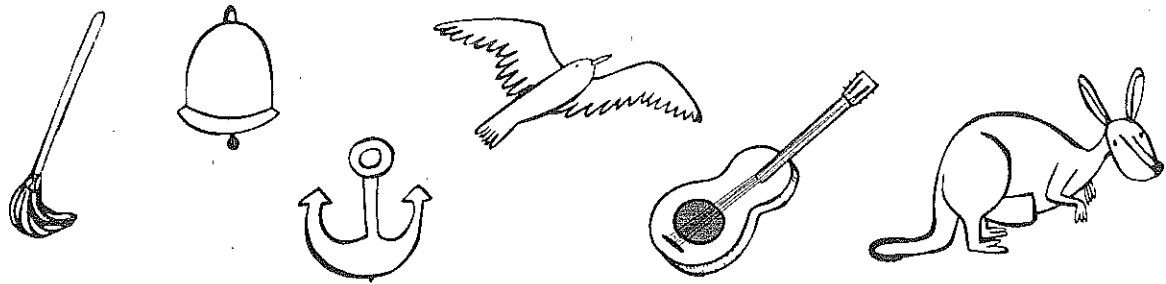
---

---

# A letra G e o dígrafo GU

Nome \_\_\_\_\_ Data \_\_\_\_\_

1 Di os nomes e coloreá só os que conteñen o son G.


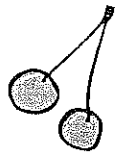


2 Le a nota e arrodea o que precisas.



Necesito  
aguacates,  
cogomelos  
e letruga

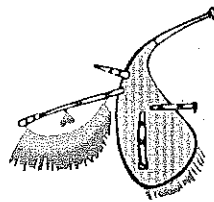
3 Completa seguindo o código. gu



indas

orra

e ua



fo etes

aita

iso


# A letra R (son suave)

Nome \_\_\_\_\_ Data \_\_\_\_\_

1 Onde soa R suave? Le en voz alta, arrodea e copia.

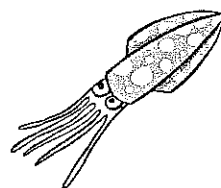
serea coral redes  
rosca faro mar  
correa areal


2 Marca a opción que lle corresponde a cada imaxe.




tesoirá

tesouro




luar

lura



marmelo

martelo



horta

hora

Lingua+

3 Completa con r ou con rr.


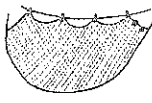
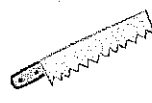


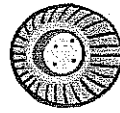
O pi\_ \_ata do ga\_ \_fo de fe\_ \_o  
e a pata de madei\_ \_a  
toca a ha\_ \_mónica  
a\_ \_imado á palmei\_ \_a.



# A letra R e o dígrafo RR





Nome \_\_\_\_\_ Data \_\_\_\_\_

1 Completa con r ou rr.

	<input type="text" value="ato"/>		<input type="text" value="ede"/>		<input type="text" value="se a"/>
	<input type="text" value="no e"/>		<input type="text" value="ta e"/>		<input type="text" value="oda"/>

2 Separa catro palabras que conteñen o son R forte e copia cada unha no seu lugar.

RAPOSOREPOLOTORRADATERRA

<input type="text"/>		<input type="text"/>	
	<input type="text"/>		<input type="text"/>

3 Escribe unha oración usando estas palabras.

Raúl      arrola

\_\_\_\_\_



# A letra C e o dígrafo QU



Nome \_\_\_\_\_ Data \_\_\_\_\_

1 Completa con c ou qu e copia.

\_\_\_\_\_ ume      al\_\_\_\_\_ alde      \_\_\_\_\_ an      es\_\_\_\_\_ ola

\_\_\_\_\_

es\_\_\_\_\_ uro      \_\_\_\_\_ opia      pa\_\_\_\_\_ ete      e\_\_\_\_\_ ipo


\_\_\_\_\_

2 Localiza na sopa de letras tres palabras con qu e escríbeas.

QUSPEQOTI  
PEQUINÉS  
ESQUELETO  
TAQUIMONO



\_\_\_\_\_



\_\_\_\_\_




\_\_\_\_\_

Lingua+

3 Completa coa palabra axeitada.

esquíos

esquí



Os \_\_\_\_\_ son pequenos e rápidos.

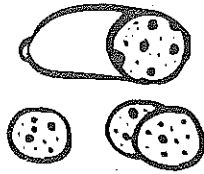
# A letra T

Nome \_\_\_\_\_ Data \_\_\_\_\_

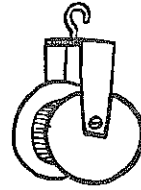
1 Que palabras teñen t? Pinta.




leite



salame



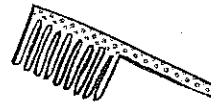
polea



peto

2 Arrodea unha casa si e unha non, e escribe.

pei ta te is ▶




te mu a ti ▶





tou la pa to ▶





3 Onde está cada un? Sigue o camiño e escribe.

Tomé

Maite



patio



pista



está na

o

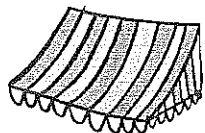




# A letra D

Nome \_\_\_\_\_ Data \_\_\_\_\_

1 Completa con da, de, di, do, du.



tol \_\_\_\_\_



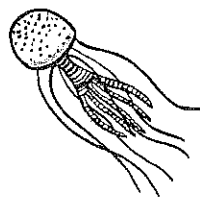
mol \_\_\_\_\_



moe \_\_\_\_\_



me \_\_\_\_\_ as




me \_\_\_\_\_ sa

2 Escribe cada palabra no seu lugar.

espada  
lámpada  
pomada  
radiola




\_\_\_\_\_



\_\_\_\_\_



\_\_\_\_\_



\_\_\_\_\_

3 Completa a oración e cópiala.

Delia

limoada

A tía \_\_\_\_\_ toma \_\_\_\_\_

\_\_\_\_\_

