	
DÍA	DAS	LETRAS	GALEGAS

	
U. DIDÁCTICA PICTOGRAMAS	

# 5º Educación Infantil

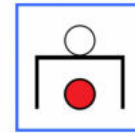
# Día das letras galegas 2020

**ACTIVIDADES  
EDUCACIÓN INFANTIL**

***AS PITAS BAIXO A CHOIVA***



**AS PITAS**



**BAIXO A**



**CHOIVA**


**5º ED. INFANTIL**

**SEMINARIOS RICARDO CARVALHO CALERO.  
LETRAS GALEGAS 2020**

## 5º EDUCACIÓN INFANTIL



### RICARDO CARVALHO CALERO



Ricardo Carvalho Calero foi un gran escritor galego.

Naceu na cidade coruñesa de Ferrol e era o maior de seis irmáns.

Seus pais eran M<sup>a</sup> Dolores e Gabriel Ricardo.

De pequeno estudou en dúas escolas da súa cidade e de maior marchou a estudar a Compostela.

Defendeu o idioma galego, escribiu moitos libros no noso idioma e traballou en moitas revistas galegas.

Un dos seus libros máis famosos para os nenos e nenas é *As pitas baixo a choiva*.

Neste libro Ricardo conta unha cousa que lle pasou de pequeno: quería recoller as galiñas que se mollaban coa choiva e acabaron todos mollados como pitos: as galiñas, el e toda a súa familia.

Este ano 2020 a Real Academia Galega dedícalle o Día das Letras, polo seu traballo en defensa do idioma galego e da nosa cultura.



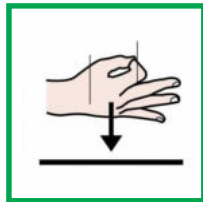
# 5º EDUCACIÓN INFANTIL



## RICARDO CARVALHO CALERO



RICARDO  
CARVALHO  
CALERO



FOI



UN ESCRITOR



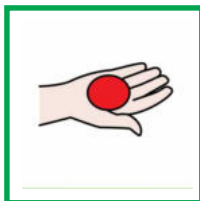
GALEGO.



NACEU EN FERROL.



RICARDO  
CARVALHO  
CALERO



TIÑA



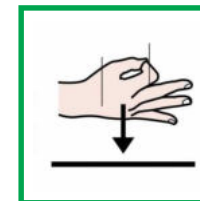
CINCO



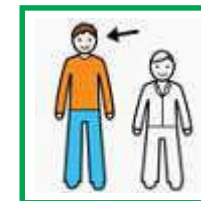
IRMÁNS.



RICARDO  
CARVALHO  
CALERO



ERA



O MAIOR.




DOLORES

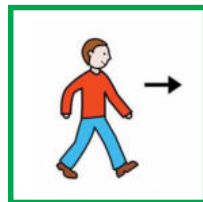


GABRIEL

SÚA NAI CHAMÁBASE DOLORES. SEU PAI CHAMÁBASE GABRIEL.




DE NENO FOI Á ESCOLA EN FERROL.



DE MAIOR FOI Á UNIVERSIDADE A COMPOSTELA.



EL



AMABA



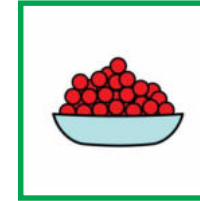
O IDIOMA



GALEGO.



ESCRIBIU



MOITOS



LIBROS.



EL



ESCRIBIU




EN REVISTAS



DE GALICIA.



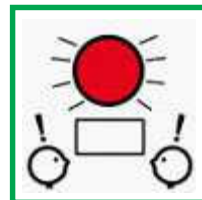
ESCRIBIU UN



LIBRO



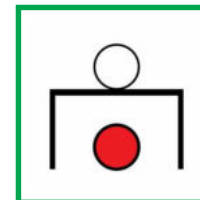
INFANTIL



IMPORTANTE: «AS



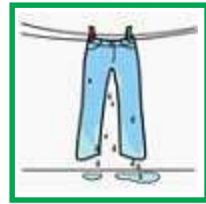
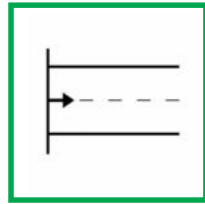

PITAS




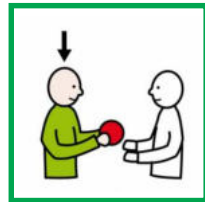
BAIXO A



CHOIVA».






NO CONTO, COMEZA A CHOVER E MÓLLANSE EL, AS PITAS E A FAMILIA.



EN MAIO DEDICÁMOSLLE A RICARDO O DÍA DAS LETRAS GALEGAS.  
CARVALHO  
CALERO

# 1.- REPASA O NOME DO HOMENAXEADO E DEBÚXAO.



REPASA E COPIA


R I C A R D O

C A R V A L H O

C A L E R O



2.- RICARDO FOI UN GRAN DEFENSOR DO IDIOMA GALEGO. COLOREA AS DÚAS PALABRAS QUE MÁIS CHE GUSTEN DO NOSO IDIOMA.



COLOREA AS




DÚAS



PALABRAS




BONITAS




MIÑOCA

MOUCHO




ORBALLO




XOANIÑA


RAPOSO




### 3.- COLOREA, RECORTA E FORMA PARELLAS.






COLOREA



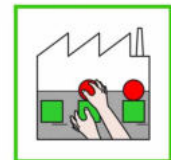

RECORTA E



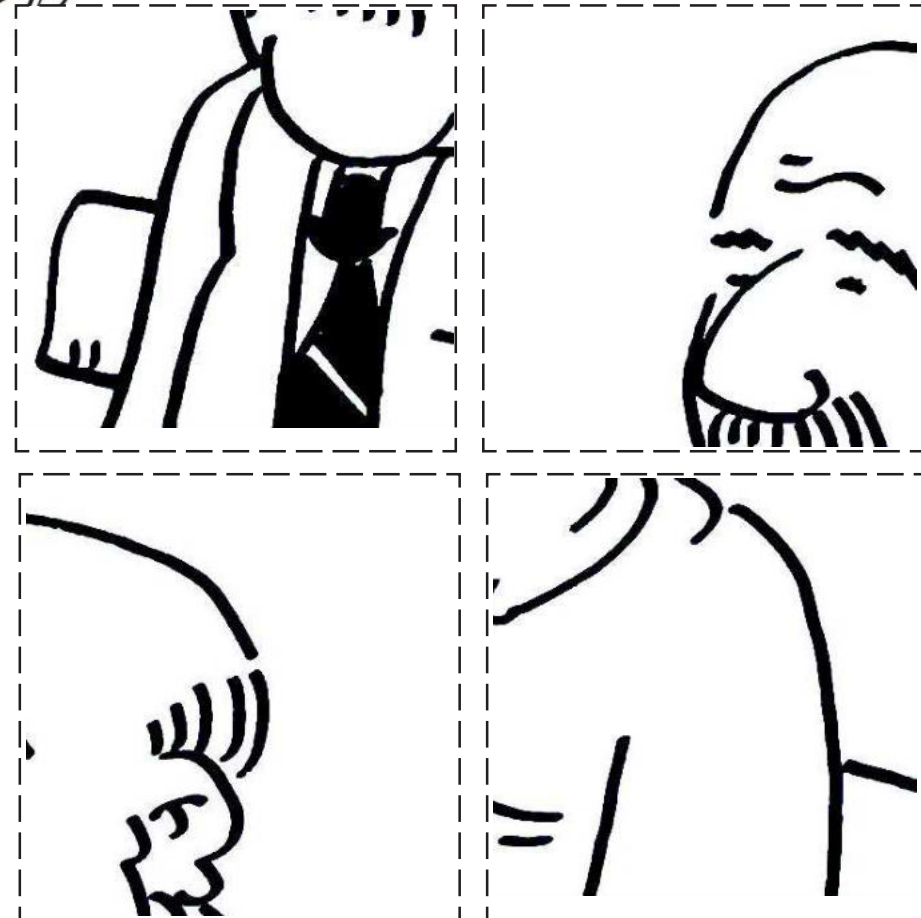
XOGA



# 4.- COMPÓN O CREBACABEZAS COA CARICATURA DE RICARDO.




RECORTA E MONTA

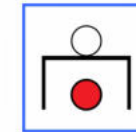
# 5º EDUCACIÓN INFANTIL



## AS PITAS BAIXO A CHOIVA RICARDO CARVALHO CALERO



AS PITAS




BAIXO A



CHOIVA



MOITO



QUERÍA




EU



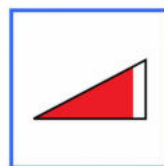
OS ANIMAIS.




NO CURRO



PASABA



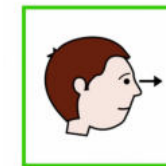
UNHA GRAN PARTE



DO MEU



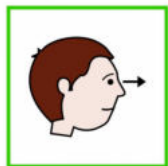
TEMPO



OLLANDO



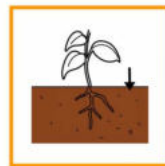
PARA AS GALIÑAS.




VÍAAS




ESCARAVELLAR NA



TERRA,



EN PROCURA DE



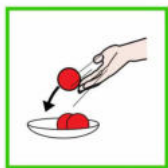
VERMES



E MIÑOCAS.



## **AS PITAS BAIXO A CHOIVA RICARDO CARVALHO CALERO**



**BOTÁBALLES O MILLO.**



**RECOLLÍA OS**



**OVOS**



**QUE ANUNCIABAN**



**CO SEU ALPORIZADO**



**CANTAR.**





**1.- DEBUXA TRES ANIMAIS E ESCRIBE POR QUE LETRA EMPEZAN.**



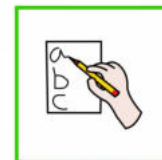
DEBUXA



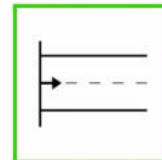
TRES



ANIMAIS E

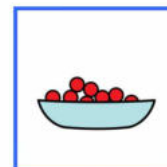



ESCRIBE A

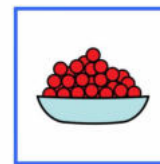




INICIAL

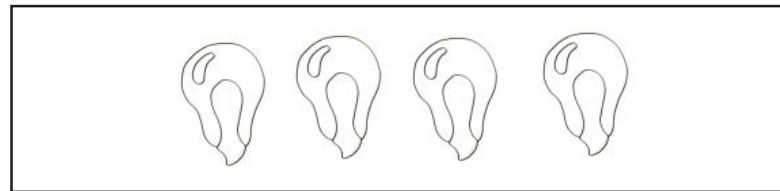
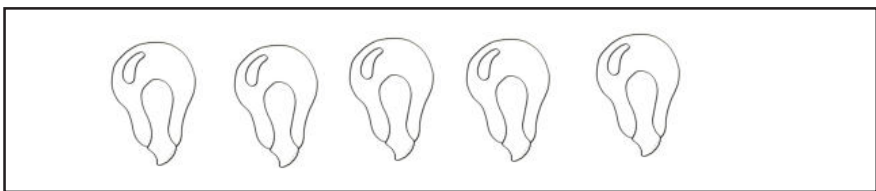
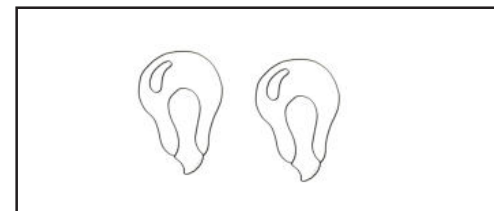
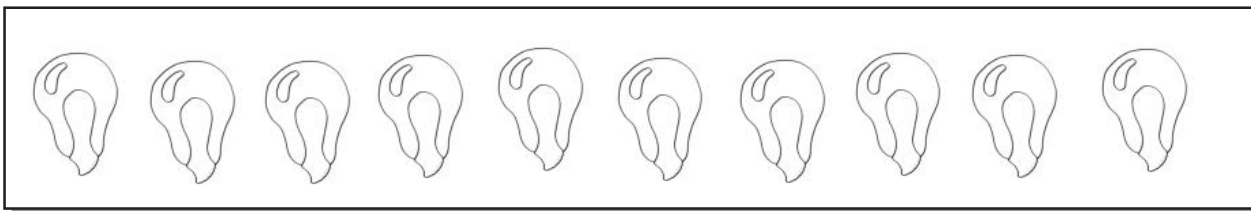
**2.- COLOREA DE VERMELLO  
O RECADRO QUE TEN MOI-  
TOS GRANS E DE VERDE O  
QUE TEN POUCOS.**




COLOREA DE VERDE A CAIXA CON POUCOS GRANS DE MILLO




COLOREA DE VERMELLO A CAIXA CON MOITOS GRANS DE MILLO





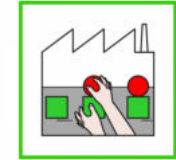
### 3.- COMPÓN O CREBACABEZAS E COLOREA.




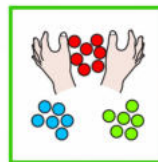
COLOREA




RECORTA E COMPÓN



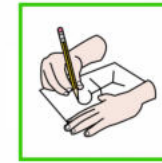

# 4.- AGRUPA ÁS MIÑOCAS DE 4 EN 4 E COLOREA.



AGRUPA DE CATRO EN CATRO E COLOREA


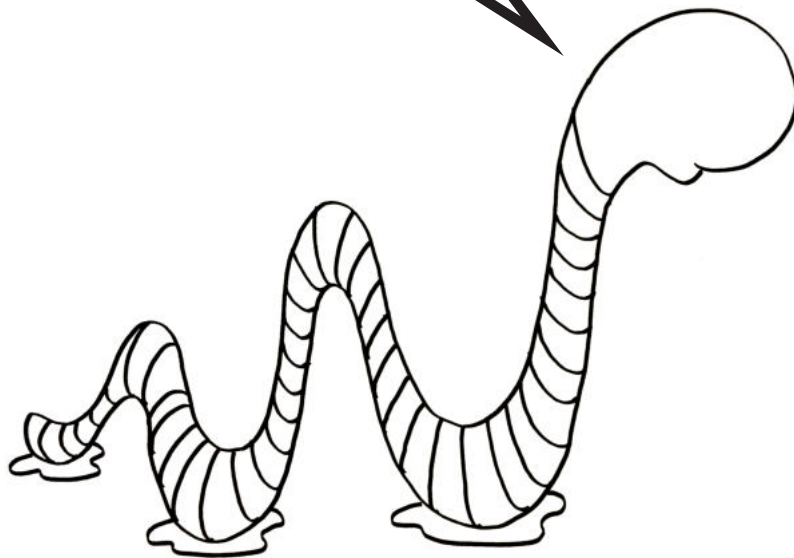


5.- DEBUXA A CARA DO VERME E DA MIÑO-  
CA. COLOREA E CONTESTA A PREGUNTA  
NO GLOBO EN BRANCO.



COMPLETA E DEBUXA A CARA

COMO TE  
CHAMAS?





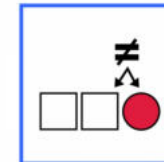
## 6.- ARRODEA AS CINCO DIFERENZAS.




BUSCA




CINCO



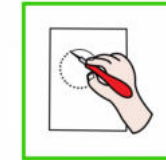
DIFERENZAS



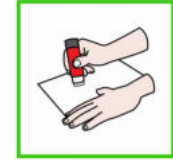
# 7.- COLOREA A GALIÑA E AS PARTES. RECORTA E COMPLETA.



COLOREA





PICA





E

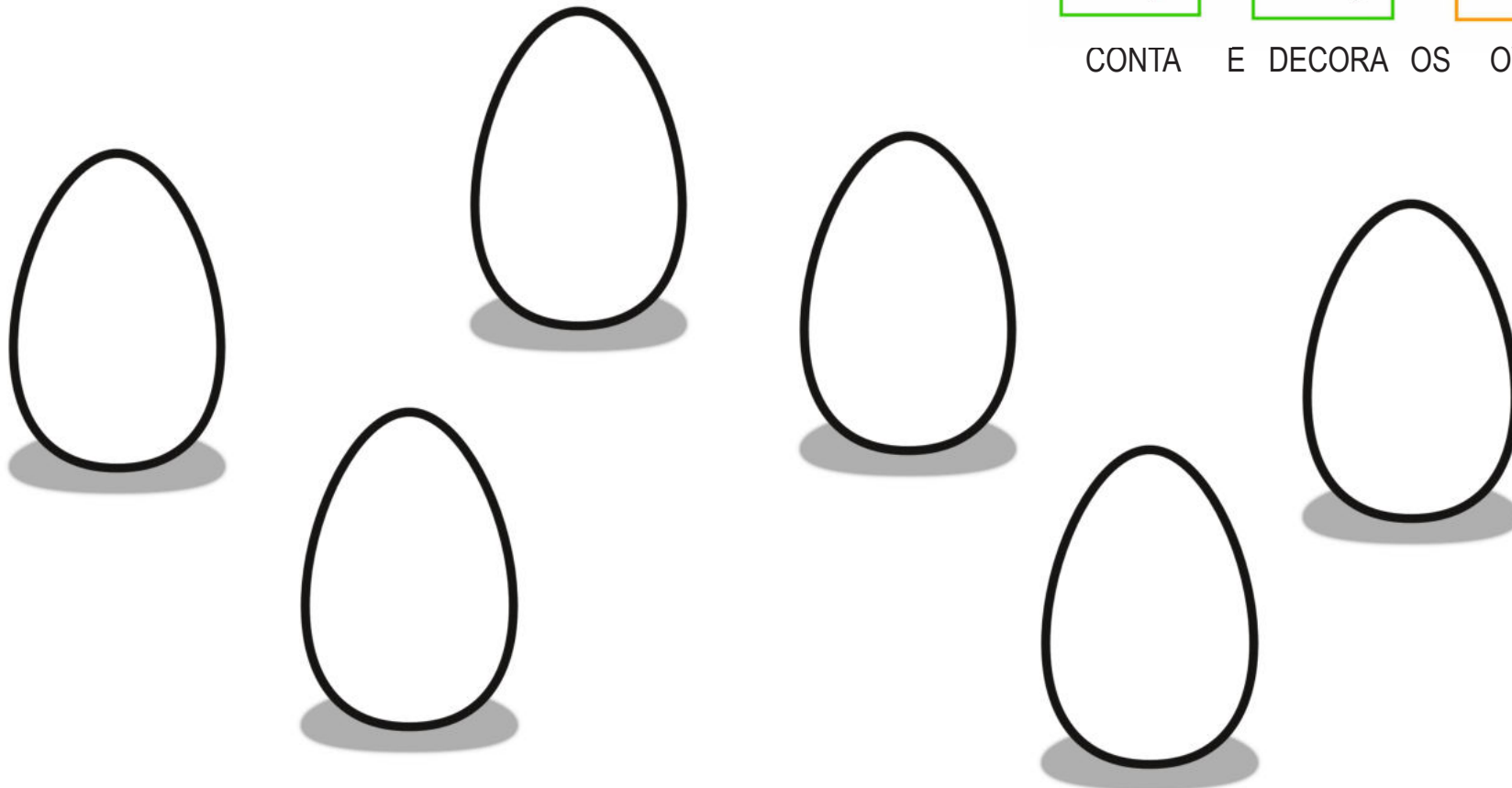
PEGA



# 8.- CANTOS OVOS PUXO A GALIÑA? COLO- RÉAOS.

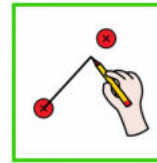


CONTA E DECORA OS OVOS




A GALIÑA PUXO  OVOS


# 9.- UNE CADA ANIMAL COA SÚA CRÍA E COLOREA.




UNE











ANIMAL COA



CRÍA




E COLOREA



# 10.- ARRODEA E COLOREA OS VERMES E AS MIÑOCAS.



ARRODEA




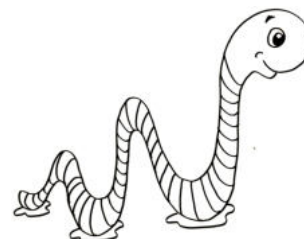




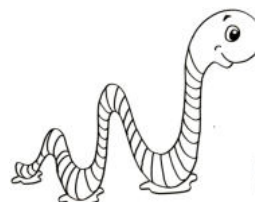



E COLOREA



VERMES E

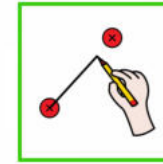


MIÑOCAS





# 11.- DE QUE PLANTA É CADA UN? UNE E COLOREA.



RELACIONA A PRANTA CO FROITO

