



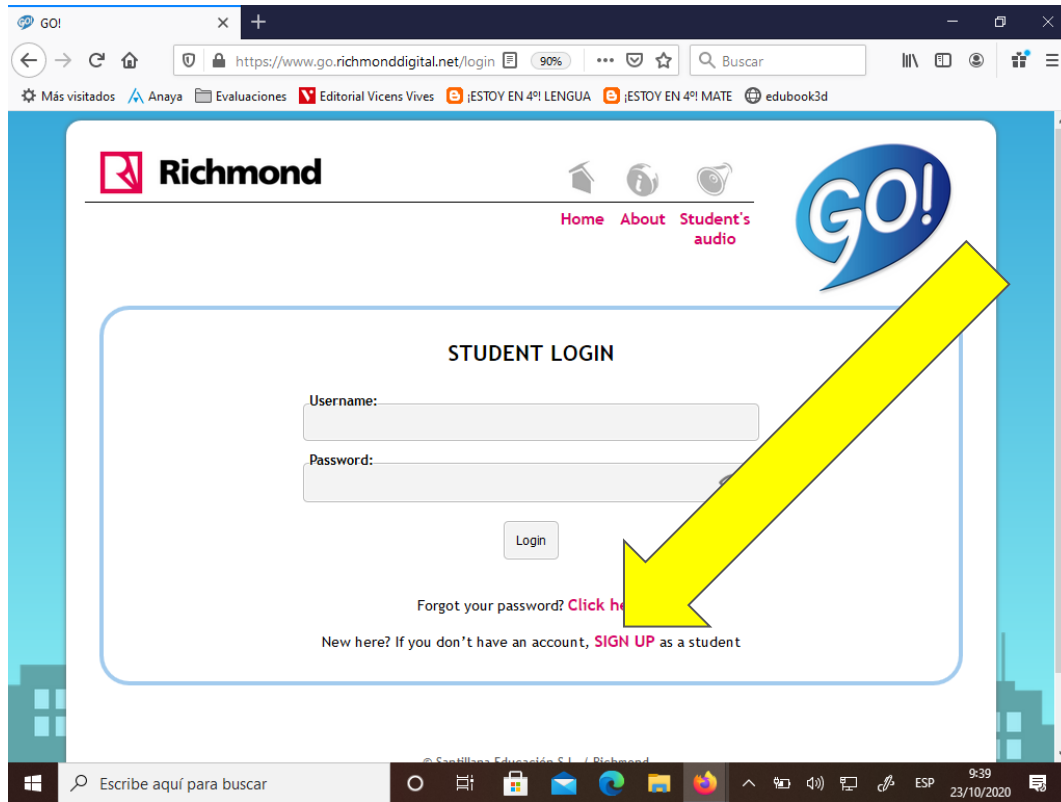
Accedemos á páxina do libro, mirade ben se o voso é GO ou GO FAR

<https://www.go.richmondigital.net/>

<https://www.gofar.richmondigital.eu/>



Pinchamos en “STUDENT’S ACCESS”



Para darnos de alta, pinchamos en “SIGN UP”

The image shows a web browser window with the URL <https://www.go.richmondigital.net/regis>. The page title is "Student's registration". The form contains the following fields and elements:

- Access code:** A text input field with a small information icon (i) to its right. Below it, a note reads: "Access code or licence printed in the book or given to you by your teacher."
- Choose a Username:** A text input field with an information icon (i) to its right. Below it, a note reads: "Made up of numbers and lower-case letters, without any spaces or special characters."
- Choose a Password:** A text input field with an eye icon to its right, indicating a password field.
- Confirm Password:** A text input field with an eye icon to its right, indicating a confirmation password field.
- Acceptance:** A checkbox labeled "Acepto las condiciones de uso".
- Send:** A button to submit the form.

Yellow callout boxes with arrows point to these elements, providing instructions in Galician:

- Top-left box: "O código de acceso pódese atopar detrás da portada" (The access code can be found behind the cover).
- Right box: "Escribimos un nome de usuario con número e minúsculas (sen espazos)" (We write a username with numbers and lowercase letters (no spaces)).
- Bottom-right box: "Escollemos unha contrasinal" (We choose a password).
- Bottom-center box: "Dámoslle a 'send'" (We click 'send').
- Bottom-left box: "Aceptamos as condicións de uso" (We accept the terms of use).

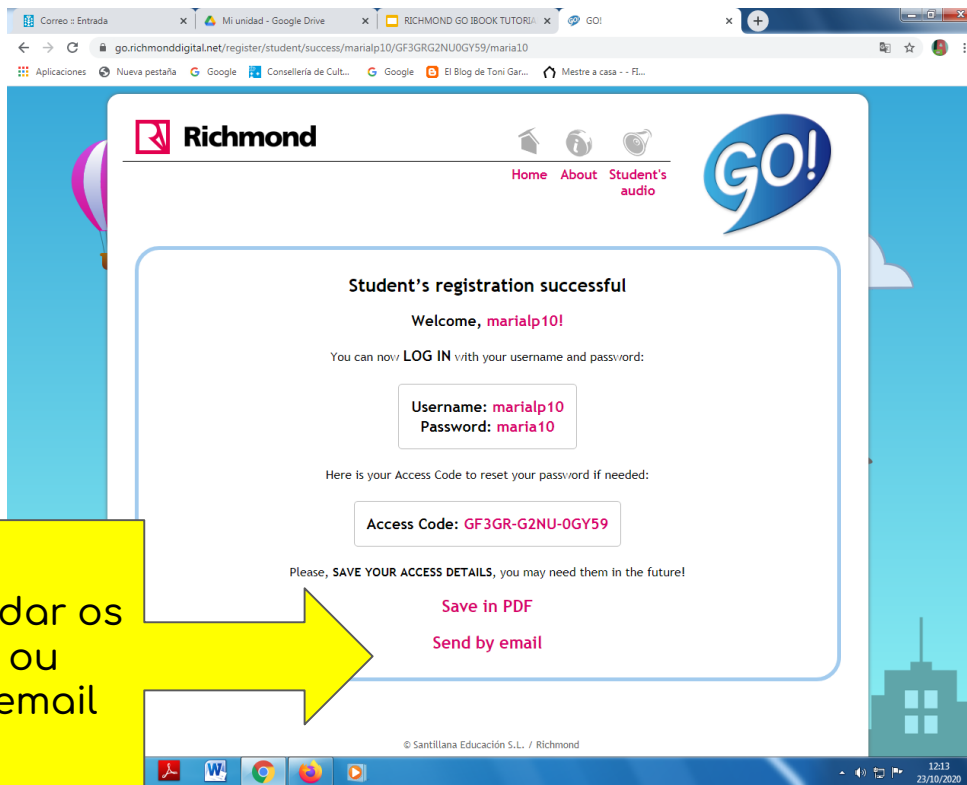
O código de acceso pódese atopar detrás da portada

Aceptamos as condicións de uso

Dámoslle a "send"

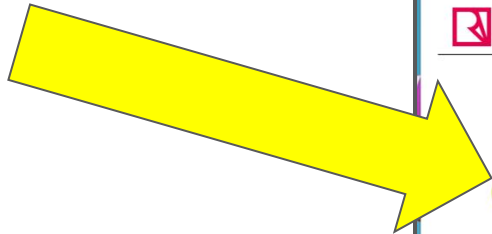
Escribimos un nome de usuario con número e minúsculas (sen espazos)

Escollemos unha contrasinal



Podemos guardar os datos en PDF ou envalos por email

Confirmación de alta cos datos do rexistro



Richmond Home About Student's audio Digital solutions User

GO!

1 2 3 4 5 6

ACTIVITY BOOK AUDIO

00:00 / 02:21

<p>Ready, steady, go!</p> <ul style="list-style-type: none">1 Page 3, Activity 4 <p>Unit 1</p> <ul style="list-style-type: none">2 Page 6, Activity 43 Page 9, Activity 2 <p>Unit 2</p> <ul style="list-style-type: none">4 Page 12, Activity 55 Page 15, Activity 2 <p>Unit 3</p> <ul style="list-style-type: none">6 Page 17, Activity 27 Page 21, Activity 2 <p>Unit 4</p>	<p>My new words</p> <ul style="list-style-type: none">14 Page 40, Unit 115 Page 41, Unit 216 Page 42, Unit 317 Page 43, Unit 418 Page 44, Unit 519 Page 45, Unit 6 <p>Festivals</p> <ul style="list-style-type: none">20 Page 47, Halloween <p>Stories</p> <ul style="list-style-type: none">21 Jasmin's day!22 It's a monster!23 A new pet	<p>Songs</p> <ul style="list-style-type: none">27 Hello, hello!28 Colours29 Time for a photo!30 This is my family31 How are you?32 Classroom objects33 Ready for school34 What's this?35 Pets in my house!36 Have you got a dog?37 Cats climb38 Where's the red ball?
---	---	---

Escollemos o curso correcto



Richmond Home About Student's audio Digital solutions User **GO!**

1 2 3 4 5 6

ACTIVITY BOOK AUDIO

00:00 / 02:21

Ready, steady, go!

- 1 Page 3, Activity 4

Unit 1

- 2 Page 6, Activity 4
- 3 Page 9, Activity 2

Unit 2

- 4 Page 12, Activity 5
- 5 Page 15, Activity 2

Unit 3

- 6 Page 17, Activity 2
- 7 Page 21, Activity 2

Unit 4

My new words

- 14 Page 40, Unit 1
- 15 Page 41, Unit 2
- 16 Page 42, Unit 3
- 17 Page 43, Unit 4
- 18 Page 44, Unit 5
- 19 Page 45, Unit 6

Festivals

- 20 Page 47, Halloween

Stories

- 21 Jasmin's day!
- 22 It's a monster!
- 23 A new pet

Songs

- 27 Hello, hello!
- 28 Colours
- 29 Time for a photo!
- 30 This is my family
- 31 How are you?
- 32 Classroom objects
- 33 Ready for school
- 34 What's this?
- 35 Pets in my house!
- 36 Have you got a dog?
- 37 Cats climb
- 38 Where's the red ball?

Escollemos o audio que precisamos escoitar

Este é o libro de clase

The screenshot shows the Richmond website interface. At the top, there is a navigation bar with the Richmond logo, a 'GO!' button, and links for Home, About, Student's audio, Digital solutions, and User. Below this is a section titled 'Student's Book Digital Resources' with a '3' icon. The main content area features four buttons: 'STUDENT'S i-BOOK', 'VIDEOS', 'FLIPPED LEARNING', and 'Downloadable material' (which includes a 'Picture dictionary' link). A yellow arrow points from the 'STUDENT'S i-BOOK' button to the text box on the left, and another yellow arrow points from the 'Picture dictionary' link to the text box on the right. The background of the website features a hot air balloon and a city skyline. At the bottom, there is a Windows taskbar with various application icons and a system tray showing the time as 12:19 on 23/10/2020.

Aqui podemos atopar o dicionario en imaxes

Despois duns minutos, poderemos escoller o recurso que queremos usar

Aqui figuran
as unidades



Escollemos a unidade que estamos
traballando



STUDENT LOGIN

Las credenciales no son válidas.

Username:

Password:



Login

Forgot your password? [Click here](#)

New here? If you don't have an account, **SIGN UP** as a student

Usuario e
contrasinal

Se xa tedes unha conta activa do curso pasado, entrade cos mesmos datos

The image shows a screenshot of the Richmond website's user interface. At the top left is the Richmond logo. To its right are navigation icons for Home, About, Student Audio, Digital Solutions, and User. The 'User' menu is open, showing the name 'TANIA GARCÍA MIÑAN' and three options: 'Registrar nuevo producto', 'Cambiar la contraseña', and 'Cerrar sesión'. A large yellow arrow points to the 'Registrar nuevo producto' option. Below the navigation is a 'GO!' button and a progress indicator with five numbered steps (1-5). Further down is a section for 'Recursos digitales para profesores' and a 'TEACHER'S i-SOLUTIONS' logo with a 'Multi dispositivo' tag. At the bottom, there is a link to download a version without internet connection for PC use.

Richmond

Hogar Sobre Audio del alumno Soluciones digitales Usuario

GO!

1 2 3 4 5

Recursos digitales para profesores

TEACHER'S i-SOLUTIONS Multi dispositivo

▼ Descargar versión sin conexión Solo uso de PC

www.richmondigital.net/register/producto-able

Premar en USUARIO e seleccionar REXISTRAR NOVO PRODUTO

Atoparedes o código na contra portado do libro

Hola, **TANIA**

Tus códigos de acceso:

Código de acceso	Perfil	Producto	Nivel	Registrado	Fecha de caducidad
G5B6J-G2GR-1GLRT	PROFESOR	Soluciones digitales para profesores	1	2021-08-26	2022-08-31
GPCR3-G23Z-1GDHD	PROFESOR	Soluciones digitales para profesores	2	2021-08-26	2022-08-31
G9DAM-G2NN-1GTWW	PROFESOR	Soluciones digitales para profesores	3	2021-08-26	2022-08-31
GTEU6-G29C-1G9CG	PROFESOR	Soluciones digitales para profesores	4	2021-08-26	2022-08-31
GDFER-G2UX-1GZ3Z	PROFESOR	Soluciones digitales para profesores	5	2021-08-26	2022-08-31

Registrar nuevo producto

Código de acceso

Introducimos o código do libro. Arriba figuran os libros xa registrados.