



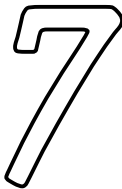







as es is os us

 Rodea y pinta los dibujos con "as, es, is, os, us".



 Escribe "este" o "esta" según el nombre.

este esta

\_\_\_\_\_ pasta \_\_\_\_\_ susto

\_\_\_\_\_ mes \_\_\_\_\_ pista

\_\_\_\_\_ postal \_\_\_\_\_ poste

\_\_\_\_\_ oasis \_\_\_\_\_ aspa

\_\_\_\_\_ esposa \_\_\_\_\_ siete