


NOME:



DÓ RE MI SOL LA DÓ'



2. Completa o cadro:

NOME	FIGURA	SILENCIO	DURACIÓN
Branca			
			1
Corchea			

1. Escoita e identifica:

- Adagio – Accelerando
- Allegro – Accelerando – Rit
- Andante - Rit

2. Escoita e identifica:

- Binario
- Ternario

3. Identifica os sons e clasifícaos:

(agudo \uparrow / grave \downarrow , longo — / curto —, forte ● / piano •)



--	--	--



--	--	--



--	--	--



--	--	--



--	--	--



--	--	--

NOME:

1. Identifica os sons:




2. Clasifícaos por familias:

PERCUSIÓN	
VENTO	
CORDA	

3. Que calidade cambiou?

- O segundo son é máis Cambiou
- O segundo son é máis Cambiou
- O segundo son é máis Cambiou
- O segundo son é máis Cambiou

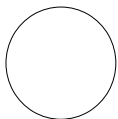


2. Completa os compases

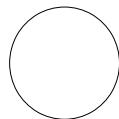


3. Escrita e numera os seguintes fragmentos musicais:

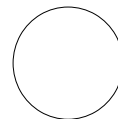
Muiñeira



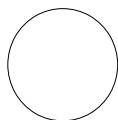
Samba



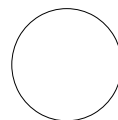
Vals vienés



Panxoliña



Marcha

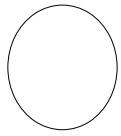


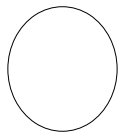
Arrodea as pezas galegas.

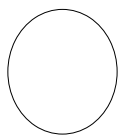
NOME:

Minueto do Divertimento k 205

W. A. Mozart







MUSICOGRAMA

1. Completa os compases e pon o nome ás notas.



— — FA — — — — — DÓ' — — — — — MI SOL — —

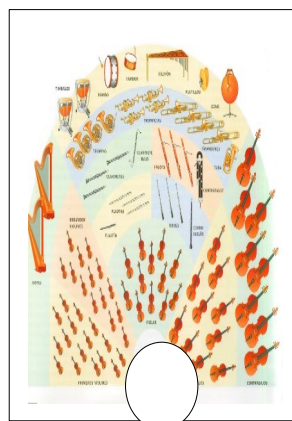

2. Debuxa o que che suxiren estes fragmentos musicais.

Divertimento para cordas en re maior, k 136. I allegro

Ave verum corpus

NOME:

1. Escrita e identifica:



2. Identifica a intensidade:

___ Piano ___ Mezzopiano

___ Forte ___ Mezzoforte

3. Identifica os cambios na velocidade:

___ Accelerando e ritardando ___ Ritardando

___ Ritardando e accelerando ___ Accelerando

4. Escrita e numera:

VOCES BRANCAS















VOZ FEMININA

VOZ MASCULINA

PEDRO E O LOBO

Sergei Prokofiev

1. Escrita a melodía e identifica o personaxe que representa.

 <input type="radio"/>	 <input type="radio"/>	 <input type="radio"/>	 <input type="radio"/>	 <input type="radio"/>	 <input type="radio"/>
 <input type="radio"/>	 <input type="radio"/>	 <input type="radio"/>	 <input type="radio"/>	 <input type="radio"/>	 <input type="radio"/>
 <input type="radio"/>					
 <input type="radio"/>					

Debuxos tomados de: maestro-marcos.blogspot.com

1. Coloca as liñas divisorias.

1



7

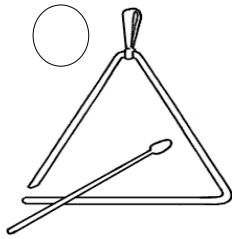



14

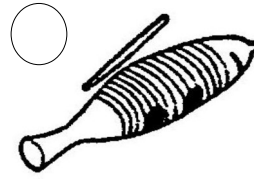


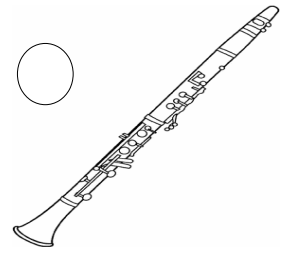
NOME:

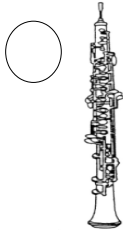
1. Pon o nome de cada instrumento. escoita e numera:

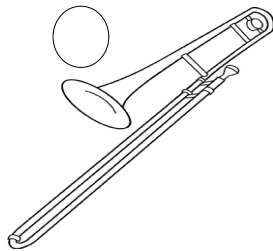

















2. Debuxa o que che suxiren estes fragmentos musicais.

--	--

Peer Gynt de Edvard Grieg

3. Rodea de verde as palabras axeitadas ao 1º fragmento e de vermello as do 2º:

- | | | |
|-------------------------|--|---|
| tranquilo /
inquieto | alegre / triste,
excitante / deprimente | forte / piano,
divertido / aburrido, |
| | rápido / lento, | gusta / non gusta, |