

2 The Romans: Roman numerals

1 Read and look. Write the numbers for the symbols.

The Romans didn't use numbers, they used symbols. We call them Roman numerals.

Numbers	1	5	10	50	100	500	1000
Roman numerals	I	V	X	L	C	D	M


You usually read Roman numerals by adding the symbols together.

VI	MMDC	LI	XXIII
$5 + 1 = 6$	$1000 + 1000 + 500 + 100 = 2600$		

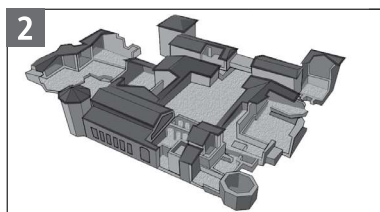
But be careful! Sometimes if there is a smaller number in front of a big number, then you subtract the small number from the big number.

IV	IX	XL	XC	CD	CM
$5 - 1 = 4$					$1000 - 100 = 900$

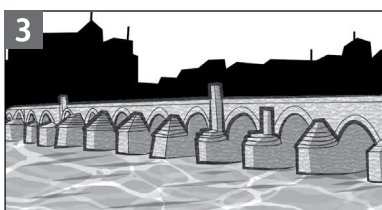
2 Read about Roman architecture in Spain. Write the numbers as Roman numerals to complete the crossword. Find the missing number.



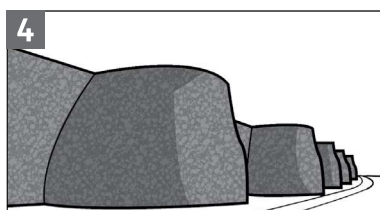
The aqueduct in Segovia has got **166** arches.




The villa, or house, in La Olmeda had **27** rooms.




The bridge in Córdoba is **247** m long.



The walls round the city of Lugo are **2** km long.



The amphitheatre in Mérida is **2005** years old.



The lighthouse in A Coruña was _____ m high in Roman times.

1					
2					
3					
4					
5					

Missing number:
How high was the lighthouse?
_____ m

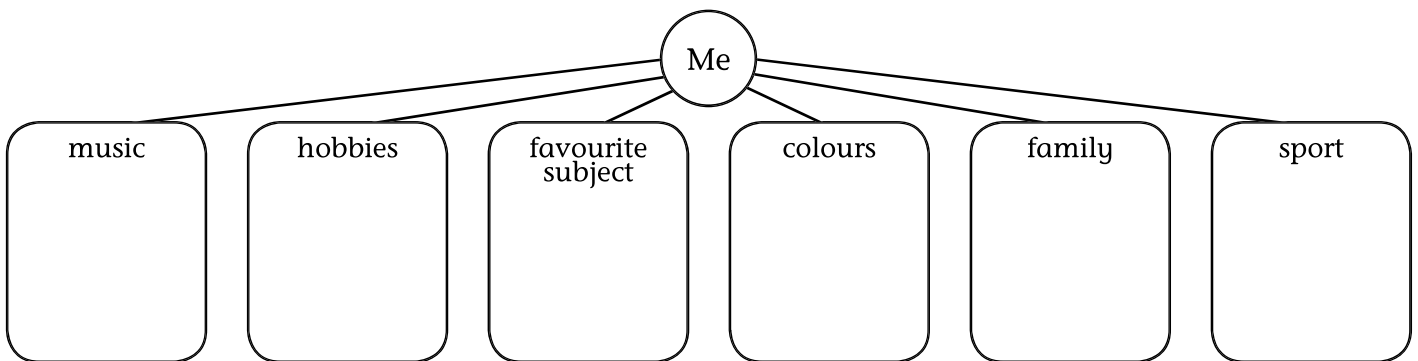
1 Read and answer.

This self-portrait is a silhouette. It shows the shape of a person's head or body. Silhouettes are often black inside. Inside this silhouette there are pictures and words. They represent the person. What does the self-portrait tell you?




- 1 What's his favourite sport? _____
- 2 What kind of food does he like? _____
- 3 Where's he from? _____
- 4 What his favourite animal? _____

2 Prepare your own self-portrait. Copy and complete the mind map for you.



3 Read the instructions. Circle two things you don't need to make the self-portrait.


- magazine pictures a wall felt tips, coloured pencils or paint a light white paper
 a chair a pencil a computer scissors black paper a ruler glue



Find or draw pictures that represent your mind map. Colour or paint them.




Write some words to represent yourself. Colour them in.



Make a silhouette of yourself. Ask a friend to draw round your silhouette with a pencil.



Cut out the silhouette.



Stick your pictures and words in the silhouette.



Stick your silhouette on black paper.

4 Make your own silhouette self-portrait.