


**COLOREA LO SEÑALADO:**


**3**



(escribe el nombre) \_\_\_\_\_

**DE ROJO**

**2**



\_\_\_\_\_

**DE AZUL**


**1**



\_\_\_\_\_

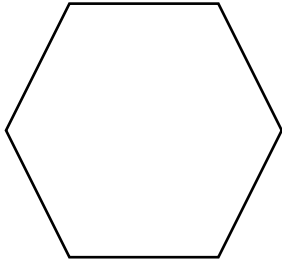
**DE AMARILLO**

**2**




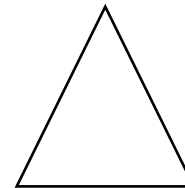

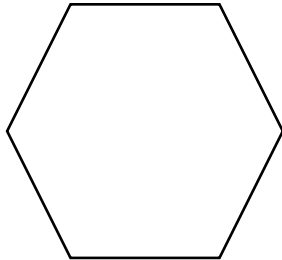
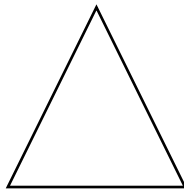

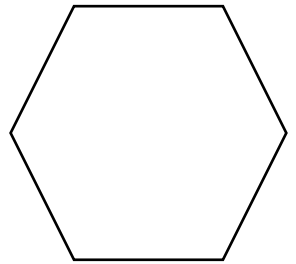

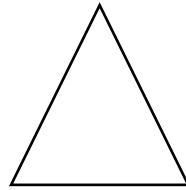

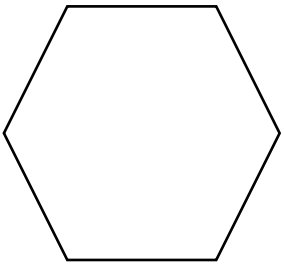

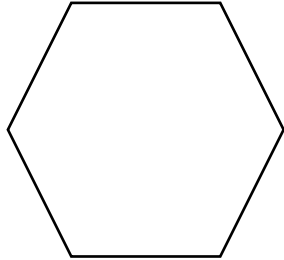



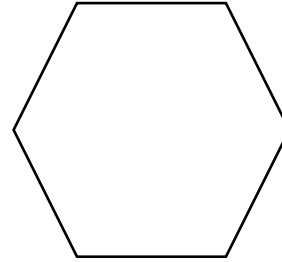
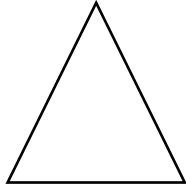


**DE ROSA**

**4**



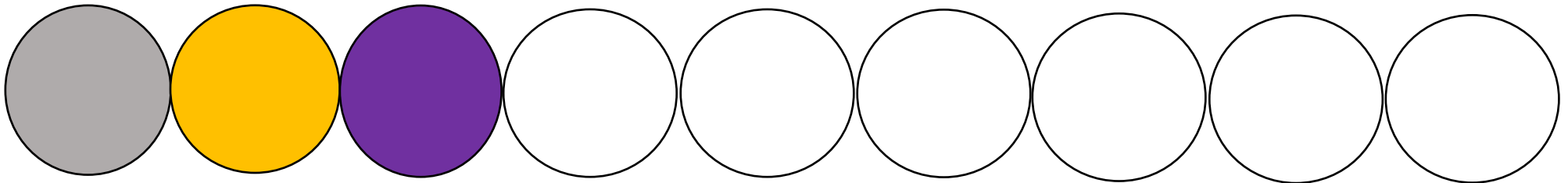

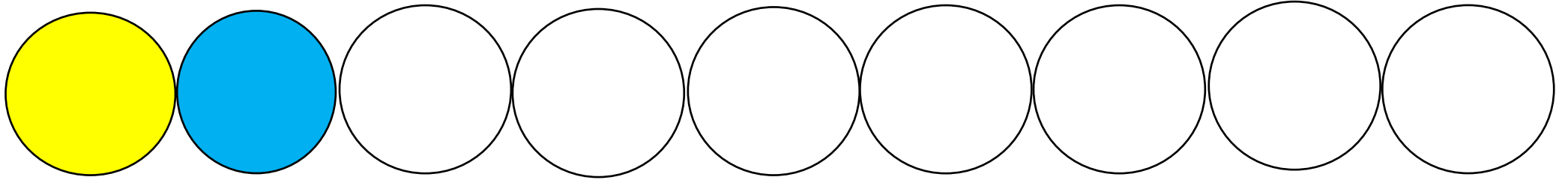
**DE VERDE**

**DIBUJA LAS FORMAS EN ESTE ESPACIO**





**SIGUE LA SERIE:**





**REALIZA LAS OPERACIONES: escribe los n<sup>º</sup>s**

○ ○ ○ ( **3** ) + ○ ○ (            ) =

○ ○ ○ ○ (            ) + ○ ○ ○ (            ) =

○ (            ) + ○ ○ ○ ○ ○ (            ) =

○ ○ ○ ○ ○ ○ (            ) + (            ) =

|  |
|--|
|  |
|--|

**DESCOMPÓN N<sup>OS</sup> AMIGOS:**

5

|  |  |
|--|--|
|  |  |
|  |  |
|  |  |
|  |  |
|  |  |
|  |  |
|  |  |

4

|  |  |
|--|--|
|  |  |
|--|--|

8

|  |  |
|--|--|
|  |  |
|--|--|

**LA CASITA DE LOS NÚMEROS AMIGOS: EN CADA RECTÁNGULO UN NÚMERO QUE SUMÁNDOLO AL DE AL LADO DA EL NÚMERO DEL TEJADO. EJEMPLOS: PARA CONSEGUIR EL 5, 4 Y 8 SUMAMOS:**

$0 + 5$

$1 + 4$

$2 + 3$

$3 + 2$

$4 + 1$

$5 + 0$

$0 + 4$

$1 + 3$

$2 + 2$

$3 + 1$

$4 + 0$

$0 + 8$

$1 + 7$

$2 + 6$


$3 + 5$

$4 + 4$


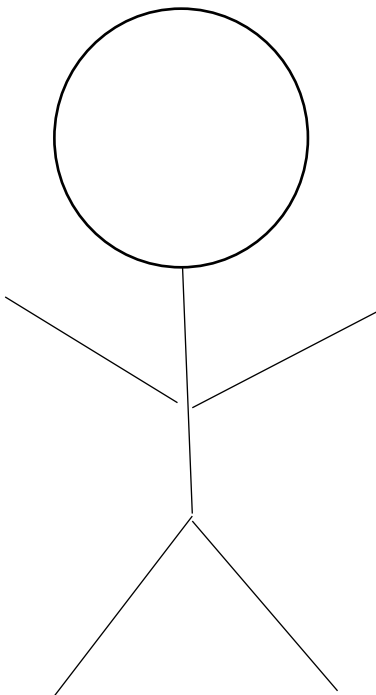
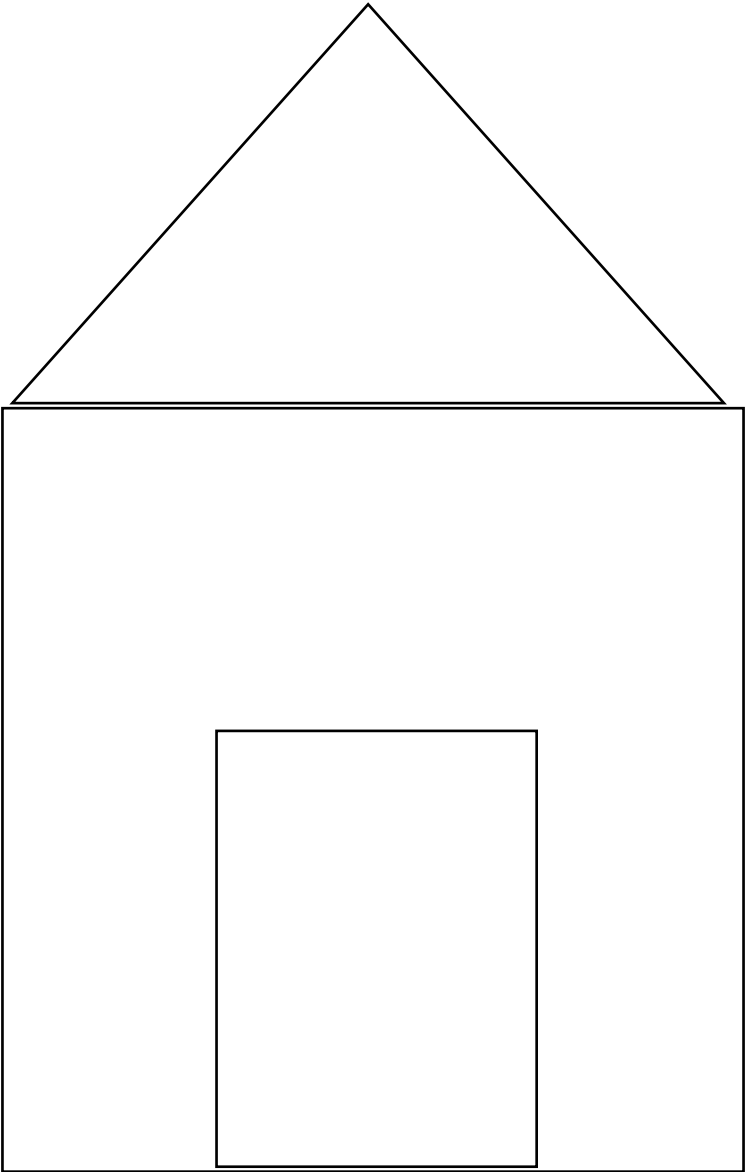
$5 + 3$

$6 + 2$





$7 + 1 \text{ y } 8 + 0$



**RECORTA Y PEGA DONDE CORRESPONDA:**









**COMPLETA LAS OPERACIONES:**

$$2 + \quad = 4$$


$$1 + \quad = 7$$

$$3 + \quad = 6$$

$$7 + \quad = 8$$

$$8 + \quad = 10$$

$$5 + \quad = 9$$



**RODEA LOS NÚMEROS MÁS PEQUEÑOS:**

**8      -----      10**

**4      -----      8**

**3      -----      2**

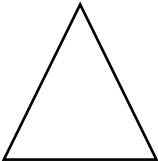
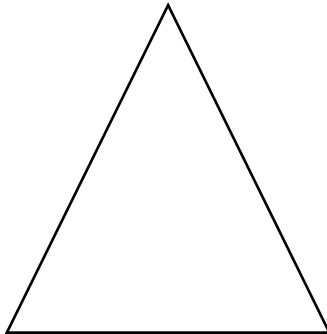

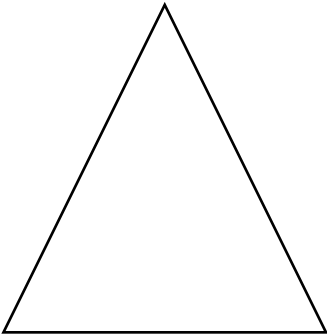

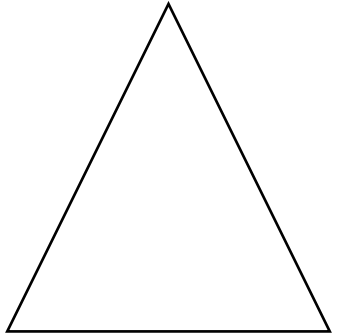
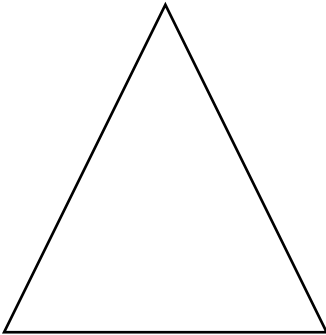
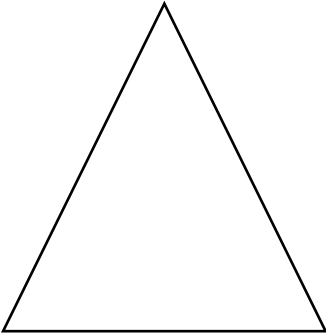

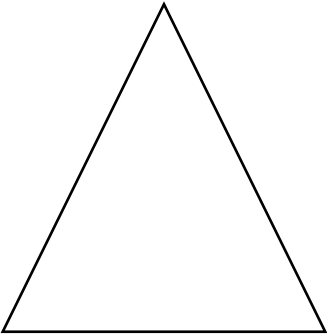

**6      -----      9**

**1      -----      5**

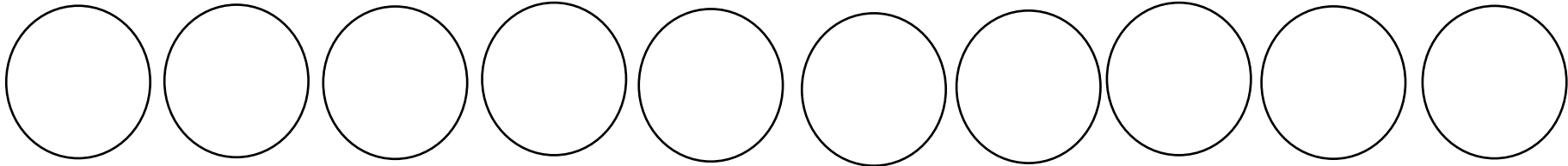
**3      -----      7**



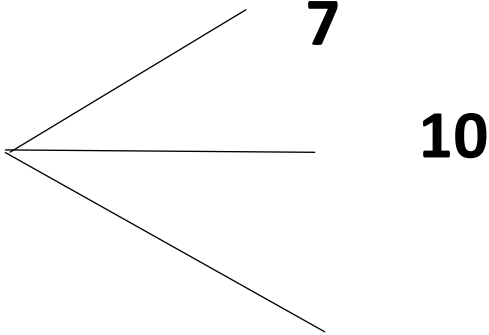
**TACHA LOS DEL MISMO TAMAÑO QUE ÉSTE:**



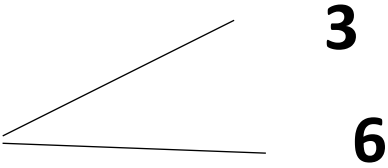
**RODEA SEGÚN CORRESPONDA:**



**¿CUÁNTOS CÍRCULOS HAY?**



**SI TACHAS 4, ¿CUÁNTOS QUEDAN?**





**UNE SEGÚN CORRESPONDA:**

**6**

$$3 + 3$$

$$2 + 1$$

$$4 + 5$$

**4**

$$6 + 2$$

$$4 + 0$$