



NOME:

DATA:


S01.


 Repasa, pinta e copia.



↘ ↘ ↘ ↘ ↘ S S S S S

sa se si so su

 Rodea e pinta os debuxos que teñan "s".



NOME:


DATA:

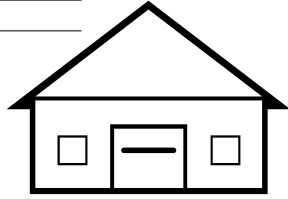
S02

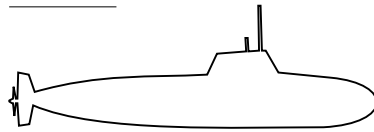
Sa Se Si So Su

sa se si so su


 Observa se os debuxos teñen "sa, se, si, so, su", e escríbeo.



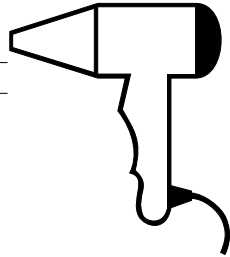




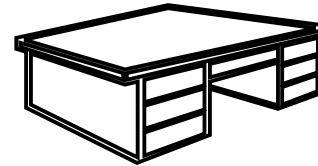










































Sa Se Si So Su

 Le, copia e debuxa.


misa



paso



solapa



mísil




satélite



aseo



sa se si so su

 Le, escribe e une cos debuxos.


sopa



pesa




sapo



sol




Suso



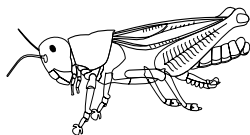
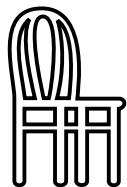
Sa Se Si So Su

sa se si so su

 Rodea da mesma cor a sílaba e os debuxos que comezan pola mesma.

 Completa con sa. se. si. so. su.

Sa




Se




6

Si




7

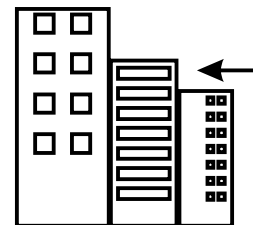
So




Su



mi.....



pi.....




pa.....



pi.....



to.....



pa.....


NOME:

DATA:

S05.

Sa Se Si So Su


sa se si so su

 Une e rodea as palabras ocultas.

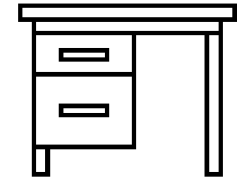
 Escribe os nomes.


i
e
s
a
l
t
o
p
u
m

O
P
S
I
L
U
E
T
A
M



$$\begin{array}{r} 1 \\ + 1 \\ \hline 2 \end{array}$$





NOME:

DATA:

S06.

Sa Se Si So Su

sa se si so su



Le, escribe e fai os debuxos.

O sapo pisa o sal.

Samuel amasa a masa.



Elisa pasea pola sala.

Ese oso é moi mimoso.



Sa Se Si So Su

sa se si so su



Escribe "ese" ou "esa" según conveña.

<u>ese</u>		_____	
_____		_____	
_____		_____	
_____		_____	
_____		_____	


<u>esa</u>	masa	_____	paseo
_____	pulso	_____	salsa
_____	sopapo	_____	sola
_____	sitio	_____	aseo
_____	poesía	_____	saia

Sa Se Si So Su

sa se si so su

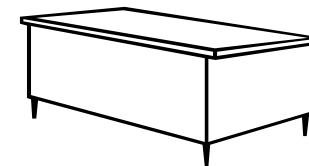
 Une e copia.

 Escribe os nomes.

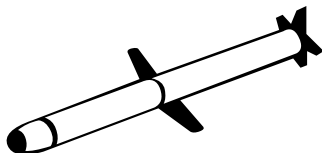



salto

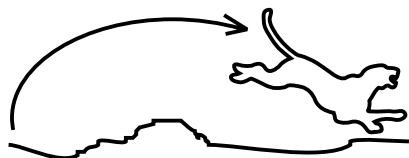
7





pulso



sétimo



satélite



mísil

NOME:

DATA:


S09.

as es is os us

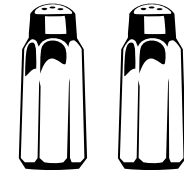




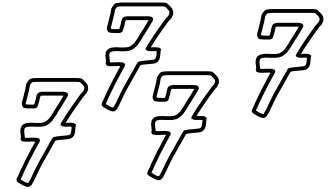
 Fíxate nos debuxos e escribe.



oso



osos



esos

esas

S



Escribe "esos" ou "esas" según conveña.

esos



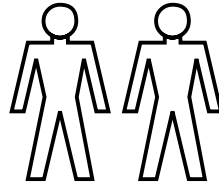


esas

osas


osos






sapos


sopas





pasos

pisos






setas

setes





pesos

salas









NOME:


DATA:

S11.

as es is os us

 Rodea e pinta os debuxos con "as, es, is, os, us".



 Escribe "este" ou "esta" según o nome.

este esta

_____ pasta _____ susto

_____ mes _____ pista

_____ postal _____ poste

_____ oasis _____ aspa

_____ esposa _____ misto


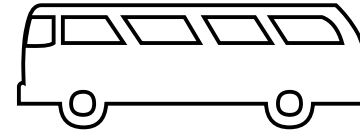
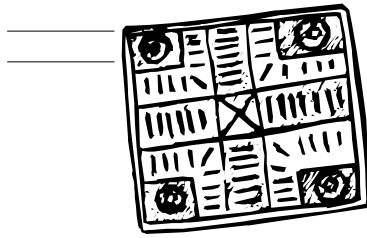


NOME:

DATA:

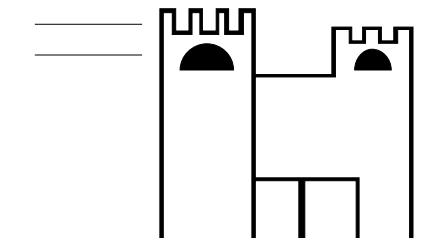


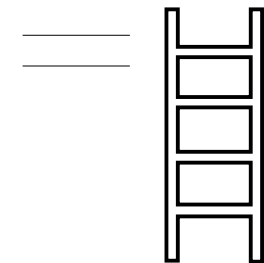

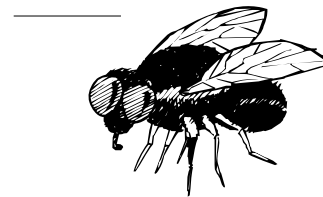

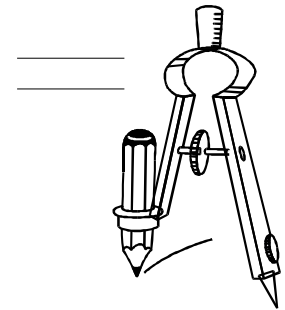
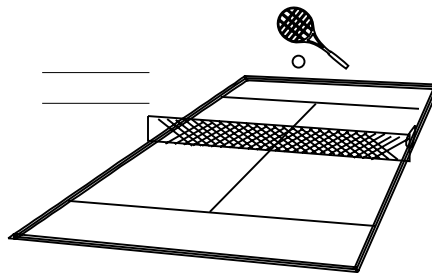

S12.

as es is os us


 Observa se os debuxos teñen "as, es, is, os, us", e escríbeo.




2



as es is os us


 Completa con "as, es, is, os, us" e copia.



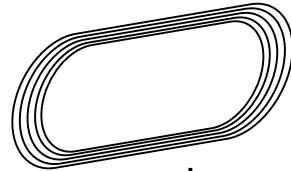
...poso



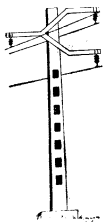
p...tel



oas...



p...ta




p...te



s...to

 Escribe os nomes.

6







$1 + 1 = 2$

