

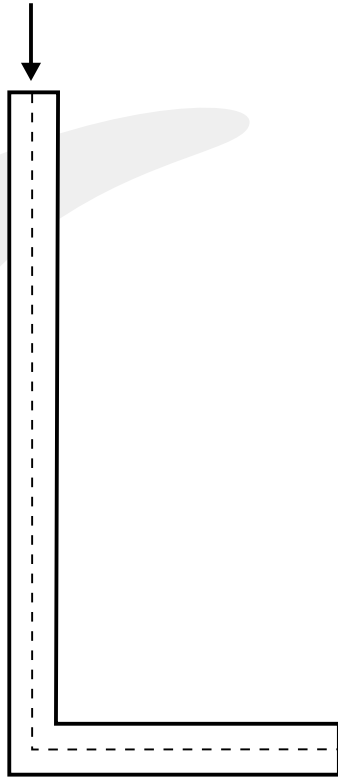
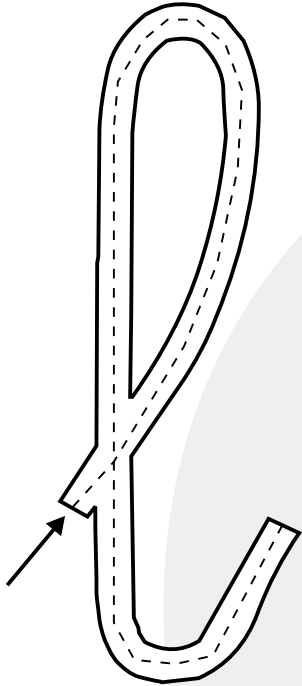
NOME:

DATA:

LO1.



Repasa, pinta e copia.








l l l l L L L L

la le li lo lu



Rodea os debuxos que lleven "la, le, li, lo, lu".





Rodea a letra "l".


l e o a o
 a u l
 i l i
 l i u a
 i u a
 e l i
 l i o a l
 e i l a u
 i l o e o a
 l e l e l u e




Rodea a letra "l".



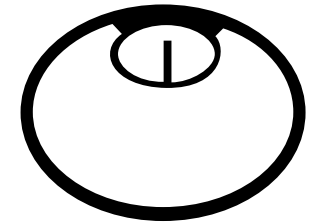
pistola



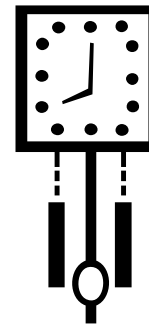
lâmpada



bolboreta



báscula





reloxo



escadeira





Copia os debuxos da esquerda nos recadros da dereita ou inventa ti outros.



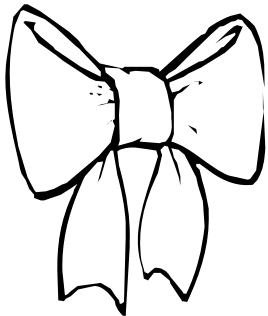
la

lo



li

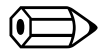
le



lu

la

la le li lo lu



Rodea as sílabas "la, le, li, lo, lu".



Recorta e pega as letras para forma-la palabra.
Comeza pola que ten o número 1.

paleta

papel

tolo

piloto

xelado

patela

lamber

limón

peluca

libro

bolsa

cachelo

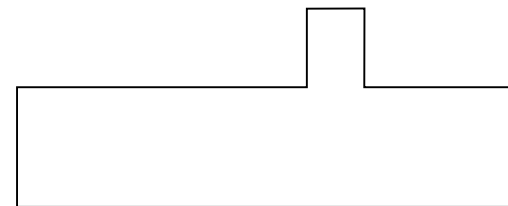

caramelo

policía

colorado

final

militar



u

a


1 a

l

la le li lo lu

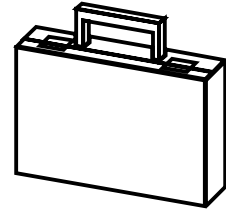
 Mira se os nomes teñen "la, le, li, lo, lu" e escríbeo.


lo









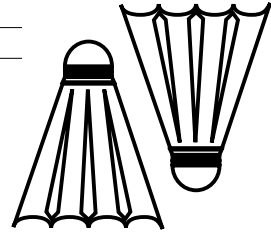







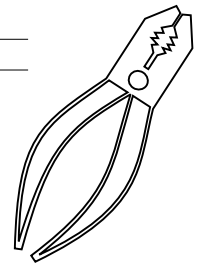





































la le li lo lu

 Xunta as sílabas para formar palabras.



au la
 ↓ ↓
aula


Lo la
 ↓ ↓

li la
 ↓ ↓


lí o
 ↓ ↓


la le li lo lu

 Escribe a sílaba pola que empeza cada nome.

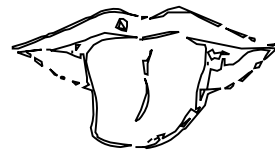














 Escribe o que fan:





 Escribe os nomes.





la le li lo lu



Le, copia e debuxa.

alelí



oe



ule



olé



Lolo




ele



Escrebe os nomes dos debuxos.











al el il ol ul

 Escreve "el" se o nome é masculino ou "ela" se é feminino.

el



ela





ela



el
















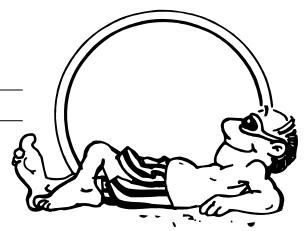








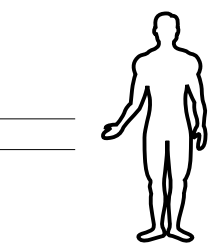

















NOME:

DATA:

L10.


al el il ol ul

 Observa, une e copia.


al



el



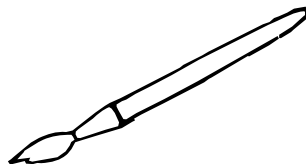
il



ol



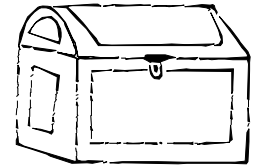
ul



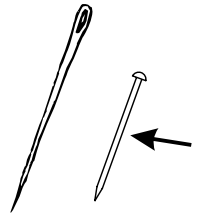
al




el



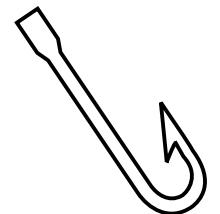
il



ol



ul



barril - caracol - último - aldea - pincel

perexil - baúl - alfinete - papel - anzol