



1 Remember the story. Read and write *true* or *false*.

- 1 Lily's going to the Witch and Wizard Convention. false
- 2 Wanda goes shopping. \_\_\_\_\_
- 3 Lily breaks a bowl. \_\_\_\_\_
- 4 Lily puts 30 bars of chocolate into the bowl. \_\_\_\_\_
- 5 Izzy's a wizard. \_\_\_\_\_
- 6 There's ketchup on the invitation. \_\_\_\_\_
- 7 Wanda finds lots of cake ingredients in the cupboard. \_\_\_\_\_
- 8 Wanda's angry when she sees the giant cake. \_\_\_\_\_

2 Look, read and write.

butter chocolate flour 6 eggs onions milk



- 1 There's some butter.
- 2 There isn't any chocolate.
- 3 \_\_\_\_\_
- 4 \_\_\_\_\_
- 5 \_\_\_\_\_
- 6 \_\_\_\_\_

3 Draw the ingredients for a salad or a cake. Write.

	<p>Recipe for: _____</p> <p>Ingredients</p> <p>_____</p> <p>_____</p> <p>_____</p> <p>_____</p> <p>_____</p> <p>_____</p> <p>_____</p>
--	--



1 Find twelve words. Write.

w	u	b	o	i	l	y	w	t	m	y
n	y	b	h	a	f	j	n	h	n	w
i	b	u	t	t	e	r	z	f	n	e
f	l	o	u	r	d	c	y	b	k	i
o	u	x	l	x	t	j	n	y	m	g
m	i	d	i	l	a	r	j	w	i	h
s	y	m	a	q	z	p	l	q	l	p
u	s	s	d	p	y	e	s	p	k	v
g	b	n	d	f	e	u	l	r	z	z
a	m	a	c	p	s	a	d	e	w	o
r	j	x	l	v	c	h	o	p	a	d

Cooking words	Food words
<i>weigh</i>	

2 Write. Use the words from activity 1.



1 *Weigh* some \_\_\_\_\_.



2 \_\_\_\_\_ a potato.



3 \_\_\_\_\_ some \_\_\_\_\_




4 \_\_\_\_\_ an apple.



5 \_\_\_\_\_ an egg.



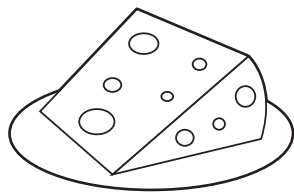

6 \_\_\_\_\_ some \_\_\_\_\_



7 \_\_\_\_\_ some \_\_\_\_\_  
and \_\_\_\_\_

3 Write. Draw and write.

apples ✓ pears ✗ cheese ✓ butter ✗



bananas ✗ juice ✓ milk ✗ sandwiches ✓



1 *There are some apples.*

2 \_\_\_\_\_

3 \_\_\_\_\_

4 \_\_\_\_\_

5 \_\_\_\_\_

6 \_\_\_\_\_

7 \_\_\_\_\_

8 \_\_\_\_\_



1 Read. Write A or B.




- 1 There's one litre of milk. B
- 2 There are 200 millilitres of juice. \_\_\_\_\_
- 3 There are two jugs of water. \_\_\_\_\_
- 4 There are four tablespoons of sugar. \_\_\_\_\_
- 5 There are three jars of honey. \_\_\_\_\_
- 6 There's one teaspoon of coffee. \_\_\_\_\_

2 Look and write. Use the pictures from activity 1.

- 1 **A** milk  
There are two litres of milk.
- 2 **A** sugar  
\_\_\_\_\_
- 3 **A** coffee  
\_\_\_\_\_
- 4 **B** juice  
\_\_\_\_\_
- 5 **B** flour  
\_\_\_\_\_
- 6 **B** honey  
\_\_\_\_\_

3 Write questions and answers.



- 1 How much sugar is there?  
There are three tablespoons of sugar.
- 2 \_\_\_\_\_
- 3 \_\_\_\_\_
- 4 \_\_\_\_\_
- 5 \_\_\_\_\_



**Learn more!**

Table 1

kilo-	hecto-	deca-	1	deci-	centi-	milli-
k	h	da	unit	d	c	m
1000	100	10	1	0.1	0.01	0.001

- Measurements (metres, litres and grams) are divided into big or small units.
- The biggest unit is *kilo-*; the smallest unit is *milli-*.

Table 2

kilo-	hecto-	deca-	1	deci-	centi-	milli-
			1 gram =	10 decigrams =	100 centigrams =	1000 milligrams
1 kilometre =	10 hectometres =	100 decametres =	1000 metres			

- We can use a table to convert measurements.
- Here's an example: 1 gram is the same as 1000 milligrams.  
1 kilometre is the same as 1000 metres.

**1 Look at Table 2 and complete.**

kilo-	hecto-	deca-	1	deci-	centi-	milli-
			5 litres	50 <i>decilitres</i>		
2 kilometres	20 <i>hectometres</i>					
						4000 milligrams

**2 Look at the table in activity 1 and complete the sentences.**

- 1 There are \_\_\_\_\_ centilitres in 5 litres.
- 2 There are \_\_\_\_\_ metres in 2 kilometres.
- 3 There are 400 centigrams in \_\_\_\_\_ grams.