


NOME:

DATA:


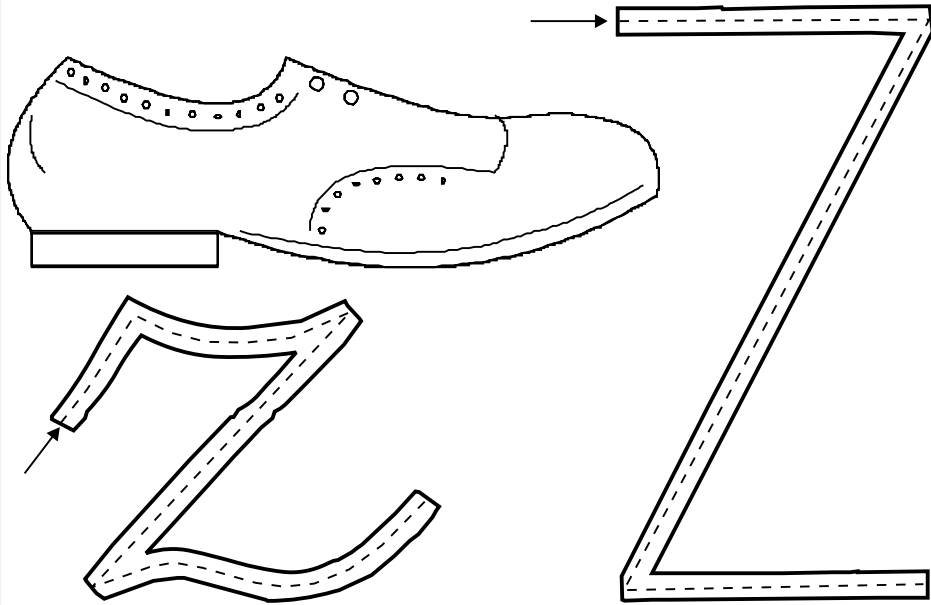
ZOI.

za ce ci

zo zu

 Repasa, pinta e copia.

 Rodea e pinta as cousas con "za, ce, ci, zo, zu".



z z z z z z z z z z





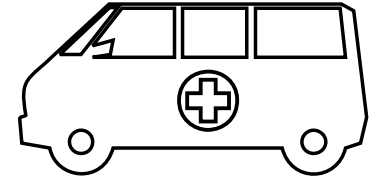



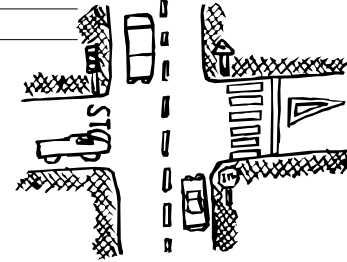

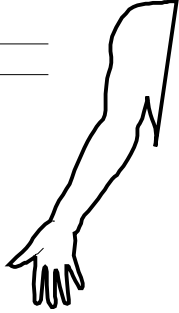
za ce ci zo zu

za ce ci zo zu





Escribe "za, ce, ci, zo, zu" según o nome.

ci



13




NOME:


DATA:


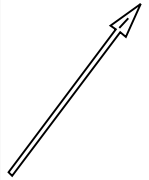
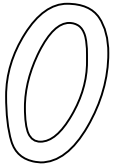


203.

za ce ci

zo zu

 Rodea a palabra correcta.

 Le, une e copia.

	bizi	bici
	lanza	lanca
	cero	zero
	corro	zorro
	acúcre	azúcre
	cebola	zebola

za

celo

ce

zoco

ci



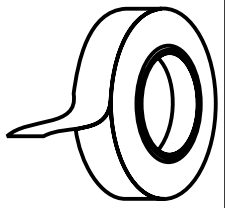
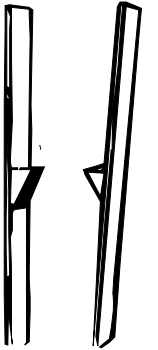
zancos

zo


zume

zu

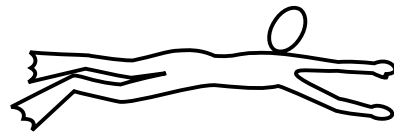
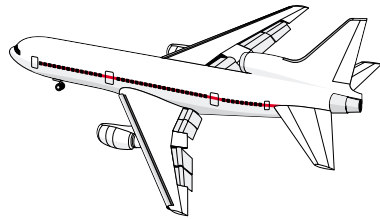


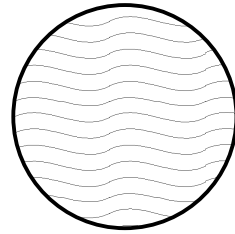

cisne



za ce ci

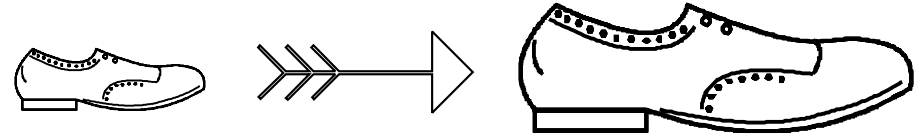
 Relaciona e copia cada nome no seu sitio.

cine bucear cidade
cazar círculo azafata




zo zu

 Fíxate no exemplo e completa.



zapato  *zapato*

cepillo  _____

porco  _____


cocina  _____

mazo  _____

piscina  _____

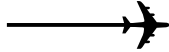
cervo  _____

za ce ci

 Completa coma no exemplo.



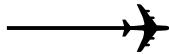
taza



tacinha



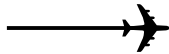
pozo



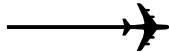
lazo




moza



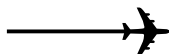
cazo




rizo




cabeza



cereixa



zo zu

 Descubre as 7 diferencias entre os dous raposos.




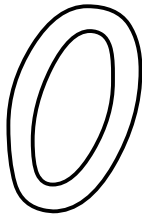
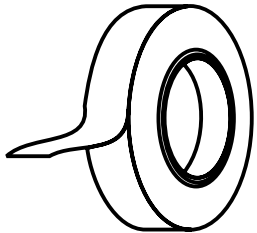
za ce ci

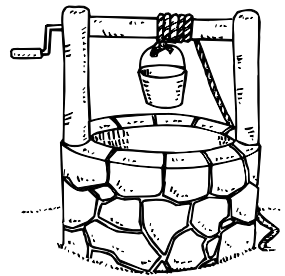
zo zu

 Escribe os nomes.

 Escribe con letra cántas cousas hai en cada grupo.

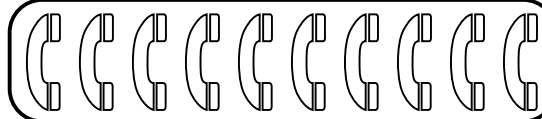





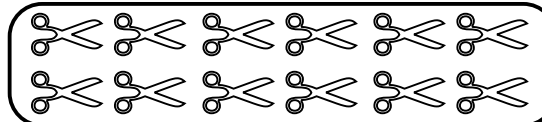


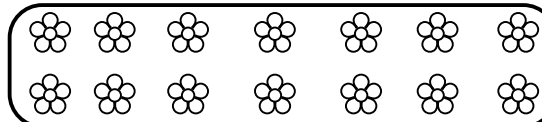
NÚMEROS

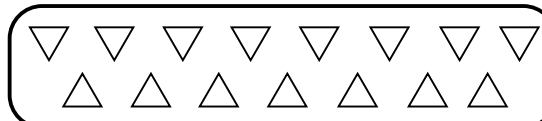
















za ce ci zo zu

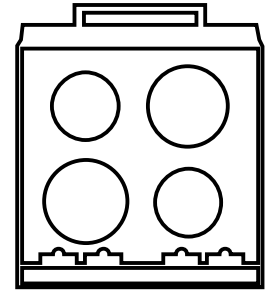


Rodea a palabra boa para completa-la frase e tacha a mala. Copia logo a frase con sentido.



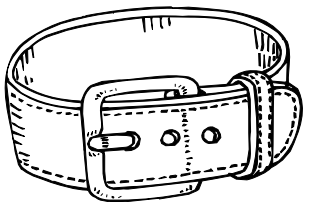
Celia vai cear ceras cereixas.

Acende a cociña cegoña cun misto.



César bebe a mazá manzanilla.

A farmacia ten menciñas médicos.



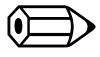
Pon o cinto na cabeza cintura.



NOME:

DATA:




209.

za ce ci zo zu



 Escribe palabras cruzadas cos nomes dos debuxos e con maiúsculas.

			A				







									0






			I						



C	A						

			U				

			E				

NOME:


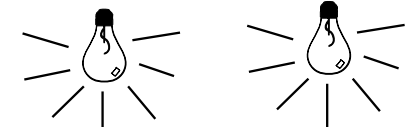
DATA:



Z10.

az ez iz oz uz







Escribe os nomes con "o, a, os ou as" segundo haxa un ou varios.



	
a luz	as luces
_____	_____
_____	_____

	
_____	_____
_____	_____
_____	_____

10	10 10 10 10
_____	_____
_____	_____
_____	_____

	
_____	_____
_____	_____
_____	_____

	
_____	_____
_____	_____
_____	_____


	
_____	_____
_____	_____
_____	_____

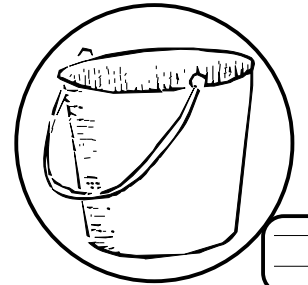
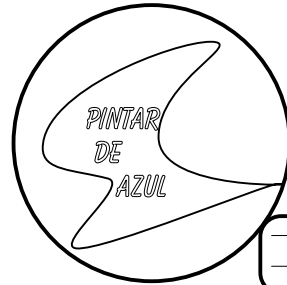
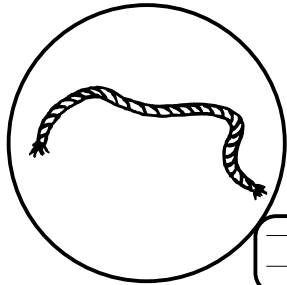


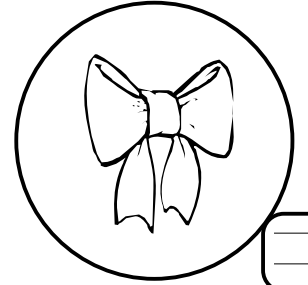






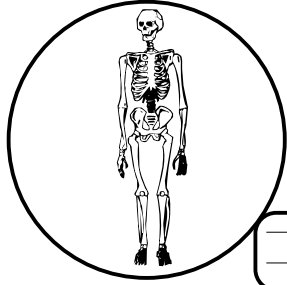

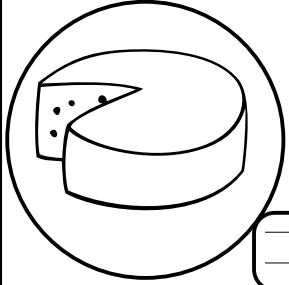
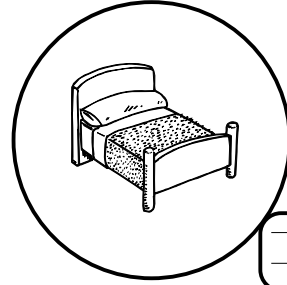
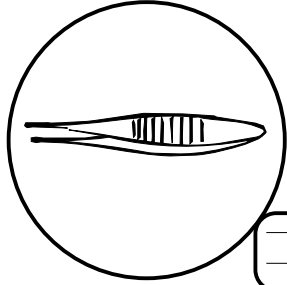


NOME:

DATA:

Z11.

ca que qui co cu za ce ci zo zu

 Escribe "ca, que, qui, co, cu" ou "za, ce, ci, zo, zu" según o nome.




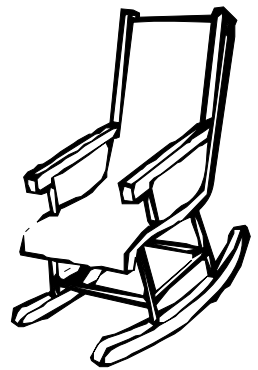

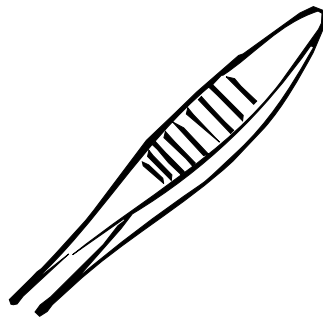

NOME:

DATA: . .

Z12.

za ce ci zo zu

 Escreva cada nome no seu sitio.



unha

de ovos

za

Three horizontal lines for writing the word 'za'.

ce

Three horizontal lines for writing the word 'ce'.

ci

Three horizontal lines for writing the word 'ci'.

zo

Three horizontal lines for writing the word 'zo'.


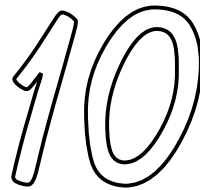
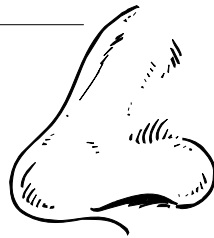

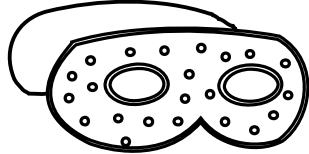


zu

Three horizontal lines for writing the word 'zu'.

az ez iz oz uz

Escribe "az, ez, iz, oz, uz" según o debuxo.

uz



Completa coas palabras que se dan.

veloz

feroz

fugaz

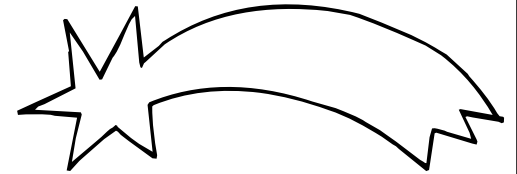
rapaz

Pérez

feliz



lobo



estrela




Celia



coche



ave



nenó

az ez iz oz uz

 Une cada nome co seu debuxo con ceras de distintas cores.

cuiz


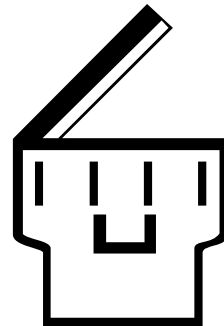

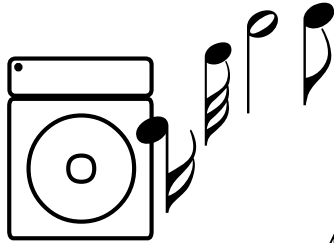
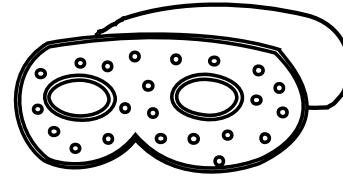
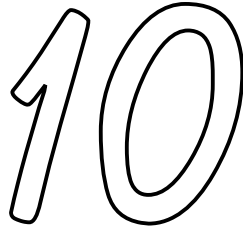
dez

raiz

tapiz

altavoz

albornoz



arroz

cáliz

perdiz

antefaz

vermiz

avestruz

NOME:

DATA:

Z15.

za ce ci zo zu



Une palabras e escribe frases.

O

pinceis

vai

lixosos

A

cigarrillo

están

acendido

Os

bici

teñen

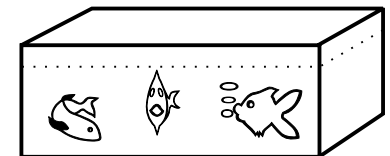
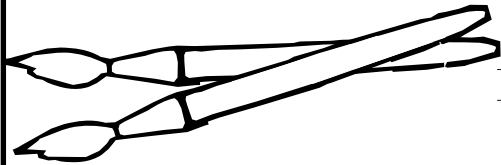

despacio

As

peceiras


está

peixes



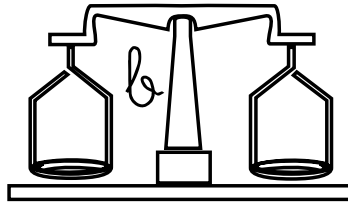


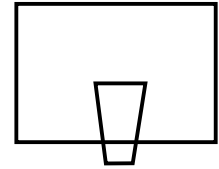

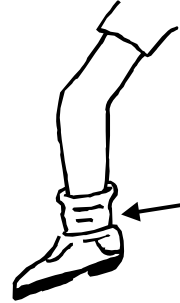


za ce ci zo zu

 Escribe os nomes no sitio axeitado.



50



perma => _____

deporte => _____

boca => _____

beber => _____

animal => _____

menciña => _____

número => _____

marisco => _____


carta => _____

picar => _____

vestir => _____

pesar => _____

za ce ci zo zu

 Ordena as letras, escribe o nome e debuxa.

 Le, copia e escribe os números nos seus sitios.

o c e

c

z o r i

r

l u z a

a

i x z

x


o m z a

m

o p a z

p

- 1 César lava a louza.
- 2 Ese edificio é azul.
- 3 Mamá cocina panceta.






za ce ci

zo zu

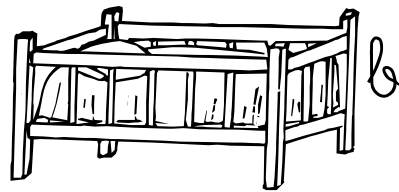
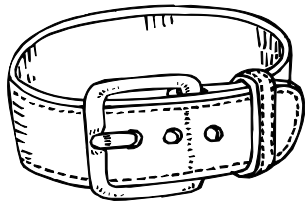
 Escribe os nomes.

 Completa cos nomes de antes e copia.





16



A _____ está vacía.

Ese é o número _____.

No _____ dorme o bebé.

A _____ ten terra.

O _____ do pantalón.

É o _____ de dentes.
