












PEGA LOS GOMETS EN LOS CÍRCULOS







PEGA LOS GOMETS EN LOS CÍRCULOS









PEGA LOS GOMETS






PEGA LOS GOMETS




Encaixamos ou enroscamos tapóns ou tapas.





Recollemos e clasificamos tapóns, botóns (o que teñamos na casa).



Nunha caixa poñemos tapas ou botóns de diferentes cores (ou calquera outro obxecto/xoguete). Podemos complicalo si lle metemos cordeis ou gomas coma na foto. Para coller as pezas podemos utilizar pinzas do xeo que teñamos na casa. Pedimos que clasifique por cores.



Colocamos pompóns/tapóns/gomets para seguir a serie. ■●■●

