








**RELACIONA** CADA PEIXE CA SÚA COR. PODES UNIR CON FRECHAS OU RECORTAR CADA CADRADIÑO PARA PODER POÑELOS XUNTIÑOS.





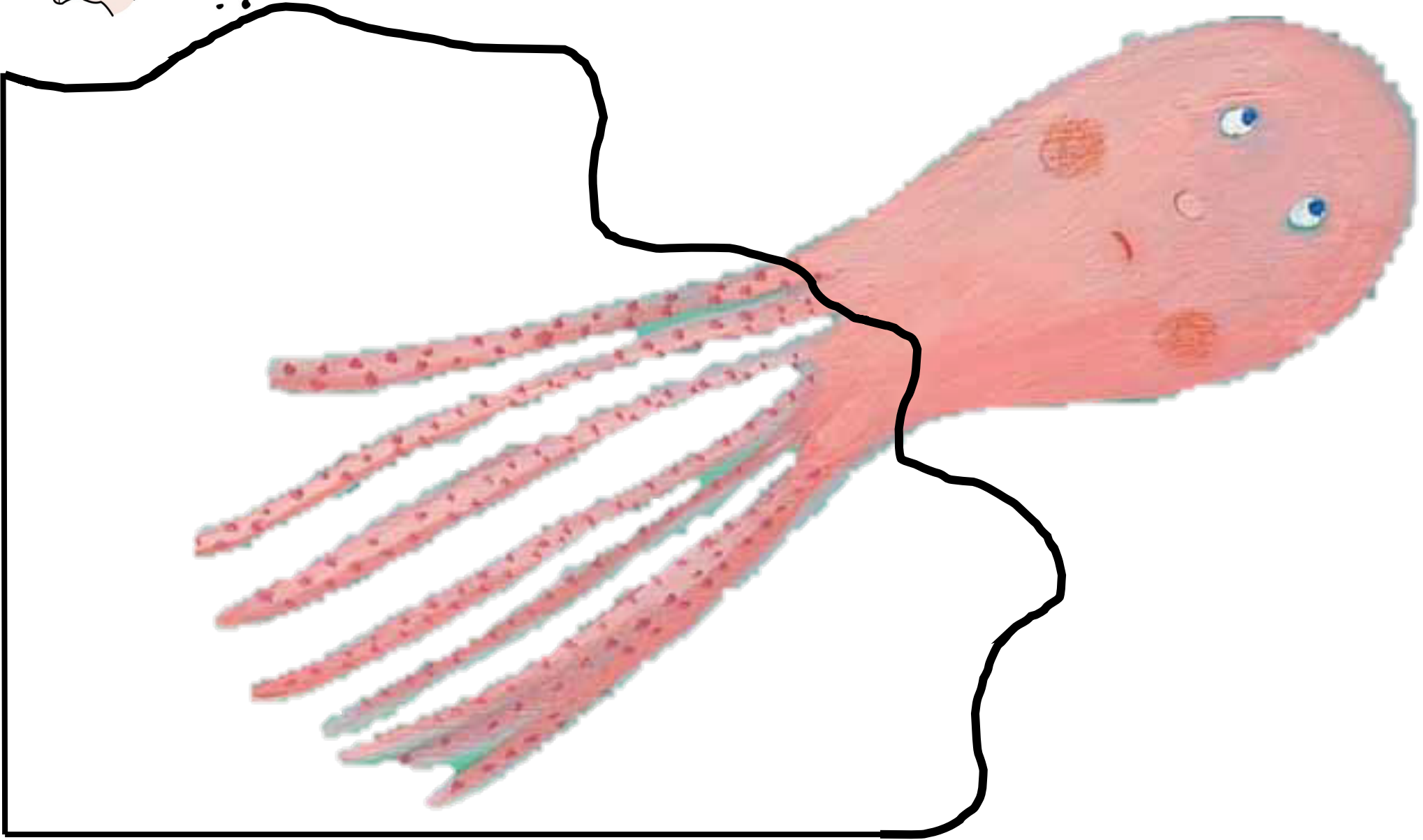
PEGA **GOMETS** NOS TENTÁCULOS DO POLBO.

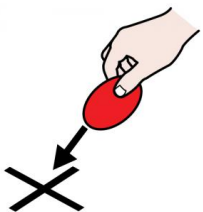


For more creative learning ideas check out  
[www.makinglearningfun.com](http://www.makinglearningfun.com)




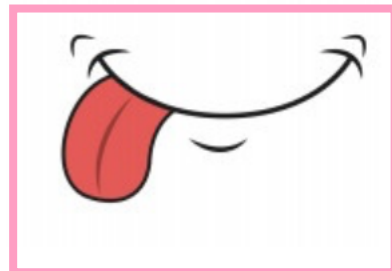



PINTA DE COR NEGRA A MANCHA QUE DEIXOU O POLBO PARA ASUSTAR AO POLBO





PARTES DA CARA. **COMPÓN A CARA DO POLBO** COAS DISTINTAS PARTES QUE ATOPARÁS NA PÁXINA SEGUINTE E QUE DEBES RECORTAR.





*PÁXINA PARA IMPRIMIR E RECORTAR*