

**RECORDE QUE SI NON PODES IMPRIMIR, COPIAO NUN FOLIO E ENVÍAO AO EMAIL**  
[daniaulamusica@gmail.com](mailto:daniaulamusica@gmail.com)

THIS WEEK WE WILL REVIEW VOCABULARY  
 (ESTA SEMANA REPASAREMOS VOCABULARIO)

**CLASSROOM OBJECTS**

1.- WRITE THE NAME UNDER EACH DRAWING (ESCRIBE CADA NOME DEBAIXO DO DEBUXO)

ERASER (OR RUBBER)	RULER	SCISSORS	CHAIR
PENCIL	SHARPENER	BLACKBOARD	GLUE
COLORS	SCHOOL BAG	PEN	BOOKS



A.- \_\_\_\_\_




B.- \_\_\_\_\_



C.- \_\_\_\_\_



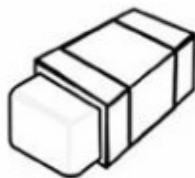
D.- \_\_\_\_\_



E.- \_\_\_\_\_



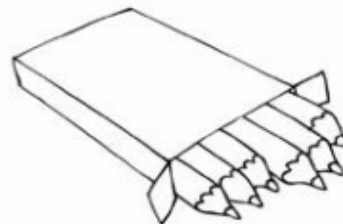
F.- \_\_\_\_\_



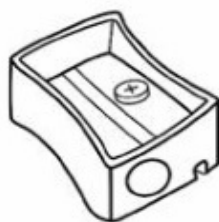
G.- \_\_\_\_\_



H.- \_\_\_\_\_




I.- \_\_\_\_\_



J.- \_\_\_\_\_



K.- \_\_\_\_\_



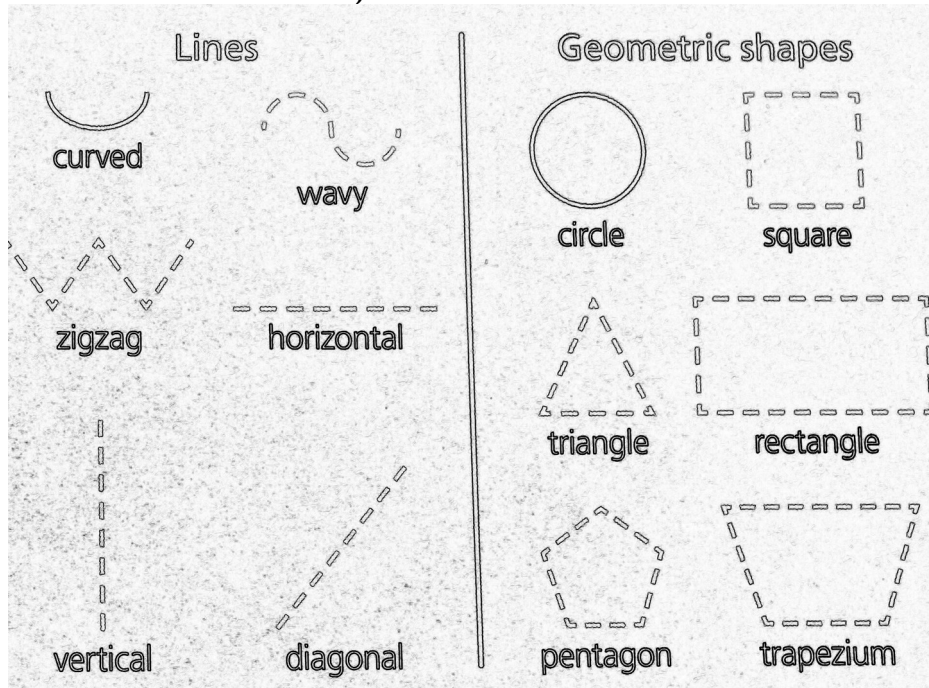
L.- \_\_\_\_\_

**🔊 NOW LISTEN THE AUDIO AND CHECK (AGORA ESCOITA O AUDIO E CORRIXE. O AUDIO ESTÁ NA WEB DO COLE XUNTO Á ACTIVIDADE)**

- WHEN TOU FINISH, PAINT IT (CANDO REMATES, PÍNTAO)

# LINES AND GEOMETRIC SHAPES (LIÑAS E FORMAS)

2.- TRACE THE NAMES, LINES AND GEOMETRIC SHAPES WITH COLORS. (REPASA OS NOMES, AS LIÑAS E FORMAS XEOMÉTRICAS CON CORES)



 3.- LISTEN AND REPEAT (ESCOITA E REPITE, O AUDIO ESTÁ NA WEB DO COLE XUNTO Á ACTIVIDADE)

4.- DRAW A PICTURE USING ALL THE LINES AND GEOMETRIC SHAPES (FAI UN DEBUXO EMPREGANDO TÓDALAS LIÑAS E FORMAS XEOMÉTRICAS)

