

PROPOSTA DE INGLÉS – SEMANA DO 11 – 17 MAIO

No documento de Inglés atoparedes as actividades para a semana do 11 ao 17 de maio.

As actividades están todas nun único documento agrupadas por cursos. Non vos preocupedes polas solucións das actividades, no libro de texto aparece todo o que necesidades para realizalas correctamente. A semana que vén volveranse a solicitar actividades de inglés, pero esta semana non.

Un saúdo para todas e todos.

A profe Elena.

INGLÉS – 1º CURSO DE EDUCACIÓN PRIMARIA

SEMANA DO 11 - 17 MAIO


1. Escoitamos e cantamos varias veces a canción nº 11 do CD de audio de Inglés que leva por título 'Family song'. Para aqueles que vos interese ver os vídeos dalgúns contidos podedes consultar o seguinte enderezo:

→ <https://www.youtube.com/watch?v=p6p6n-Lnc7g> (Vídeo da canción "Family song")

2. Facemos a actividade nº 1 na que ordenamos as letras para formar as palabras que lle dan nome ás ilustracións sobre o parentesco e a continuación, unimos as ilustracións co nome correcto empregando distintas cores.

3. Facemos a actividade nº 2 na que debuxamos e coloreamos á nosa familia. Nesta actividade debuxamos aos membros da nosa familia, coloreamos os debuxos e completamos escribindo o nome de cada persoa. Os recadros que nos sobren podemos deixalos baleiros ou ben tachalos, como vós prefirades.

1. Family. Order, write the names and match using different colours.



-----	-----	-----	-----
nardagd	rherlbo	yabl	myumm

2. Draw your family.

This is my granny.

Her name is _____

This is my grandad.

His name is _____

This is my granny.

Her name is _____

This is my grandad.

His name is _____

This is my mum.

Her name is _____

This is my dad.

His name is _____

This is my _____

This is me. My name is _____

This is my _____

INGLÉS – 2º CURSO DE EDUCACIÓN PRIMARIA

SEMANA DO 11 – 17 MAIO

1. Escoitamos e cantamos varias veces a canción nº 11 do CD de audio de inglés que leva por título 'Let's make lunch'. Para aqueles que vos interese ver os vídeos dalgúns contidos podedes consultar o seguintes enderezo:

→ <https://www.youtube.com/watch?v=yw9Aek901fs> (Vídeo da canción 'Let's make lunch').

2. Facemos a actividade nº 1, nº 2 e nº 3. Nestas actividades escribimos oracións indicando os alimentos que lles gustan aos personaxes das ilustracións.

1. Look the pictures and complete.






I like bread.



2. Look the pictures and complete.

 <p>A cartoon illustration of a young boy with orange hair, wearing a green and white baseball cap, a green polo shirt, blue jeans, and red sneakers. He is holding a small ice cream cone.</p>	<hr/>	 <p>A close-up photograph of a baby with dark hair, wearing a floral patterned shirt, looking at a bowl of bright orange oranges.</p>	<hr/>
 <p>A photograph of a woman with long dark hair, wearing a white t-shirt, holding a whole ear of yellow corn on the cob to her mouth as if to eat it.</p>	<hr/>	 <p>A photograph of a young girl with brown hair, wearing a light blue t-shirt with a colorful floral design, holding a glass of orange juice.</p>	<hr/>
 <p>A photograph showing several hands reaching towards a pizza on a plate, with one hand holding a slice of pizza.</p>	<hr/>	 <p>A photograph of a young girl with brown hair, wearing a white dress, holding a large bundle of golden wheat stalks.</p>	<hr/>

3. Look the pictures and complete.

	<hr/> <hr/>
	<hr/> <hr/>
	<hr/> <hr/>

INGLÉS – 3º CURSO DE EDUCACIÓN PRIMARIA

SEMANA DO 11 – 17 MAIO

1. Escoitamos e cantamos varias veces a canción nº 9 que leva por título ‘Food chant’ e a nº 10 que leva por título ‘I like space food’ do CD de audio de Inglés. Para aqueles que vos interese ver os vídeos dalgúns contidos podedes consultar os seguintes enderezos:

→ <https://www.youtube.com/watch?v=MgTMYZWOb4c> (Vídeo da canción ‘Food Chant’)

→ <https://www.youtube.com/watch?v=4bM3dG3eCoM> (Vídeo da canción ‘I like space food’)

2. Facemos a actividade nº 1. Nesta actividade escribimos oracións indicando os alimentos que ten cada un dos personaxes, prestando atención a se o alimento debe ir acompañado de a / an ou ben se vai escrito solo.

3. Facemos a actividade nº 2. Nesta actividade rodeamos a resposta adecuada en función do suxeito que debe acompañar á forma do verbo “like” que aparece no centro das oracións. Só hai unha resposta válida.


1. Look the pictures and complete the sentences.



I've got an ice cream
and biscuits.















2. Choose the correct verb.

She		tomatoes.		He		oranges.
I	like			You	likes	
I		crisps.		I		peaches.
He	likes			She	like	
She		olives.		I		pears
I	likes			He	likes	
He		sausages.		She		biscuits.
You	like			I	likes	

INGLÉS - 4º CURSO DE EDUCACIÓN PRIMARIA

SEMANA DO 11 - 17 MAIO


1. Escoitamos e cantamos varias veces a canción nº 7 que leva por título “Food and drink chant” do CD de audio de Inglés. Para aqueles que vos interese ver os vídeos dalgúns contidos podedes consultar o seguintes enderezo:

→ <https://www.youtube.com/watch?v=w2K0fmm4tps> (Vídeo da canción “Food and drink chant”).

2. Facemos as actividades nº 1 e nº 2. Nestas actividades escribimos os nomes dos alimentos que aparecen nas ilustracións.

3. Facemos a actividade nº 3 escribindo a hora que marca cada reloxo.

1. Write the names.



2. Write the names.



3.What's the time?



INGLÉS – 5º CURSO DE EDUCACIÓN PRIMARIA

SEMANA DO 11 - 17 MAIO

1. Escoitamos e cantamos varias veces a canción do CD de audio de Inglés que leva por título 'I like sports'. Para aqueles que vos interese ver vídeos dalgúns dos contidos podedes consultar o seguinte enderezo:

→ <https://webramiroangles.blogspot.com/2016/11/song-i-like-sports-bs5-u4.html> (Na primeira entrada deste blogue podedes ver o vídeo da canción "I like sports").

2. Facemos as actividades nº 1, nº 2 e nº 3 nas que escribimos a resposta ás preguntas que acompañan a cada ilustración. Se a resposta é negativa escribimos a oración que corresponde para indicar a actividade que sí se está realizando na ilustración.

3. Facemos a actividade nº 4 escribindo as horas que marca cada reloxo.

1. Look the pictures and answer the questions.

Is she playing volleyball? No, she isn't. She's playing tennis.



Is he windsurfing? _____



Are they doing judo? _____



Is he wakeboarding? _____



Are they playing football? _____



2. Look the pictures and answer the questions.

Are they playing golf? _____



Is she doing gymnastics? _____



Is he swimming? _____



Are they kitesurfing? _____



Is she playing handball? _____



3. Look the pictures and answer the questions.

Are they playing hockey? _____



Is he windsurfing? _____



Are they doing aerobics? _____








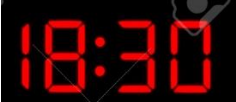
















Is she wakeboarding? _____



Is she dancing? _____



4. What's the time?

	It's a quarter to seven.		
			
			
			
			
			
			
			
			
			
			

INGLÉS - 6º CURSO DE EDUCACIÓN PRIMARIA

SEMANA DO 11 - 17 MAIO

1. Escoitamos e cantamos varias veces a canción nº 7 do CD de audio de Inglés que leva por título 'We can change things'.
2. Escribimos os verbos.
3. Facemos a actividade nº 2. Nesta actividade lemos os textos e completamos ao lado de cada oración indicando se son verdadeiras ou falsas. As que sexan falsas teremos que modificalas para convertilas en verdadeiras tendo en conta a información que se proporciona en ambos textos.
4. Facemos a actividade nº 3 escribindo as horas que marca cada reloxo.
5. Estudiamos os verbos.

1. Write the verbs.

VERBS

odiar	
aprender	
comer	
unir(se)	
disparar	
leer	
reconocer	
hacer	
entender	
esperar	

2.Read. Write True or False. Rewrite the false sentences.

Hi, I'm Jane. Yesterday after school. I walked home with my friends. We didn't go to the park because it wasn't sunny. When I got home I used the computer for my homework. Then I had tea with my mum and my little brother. We had pizza and chips and ice cream. It was very nice. My dad didn't eat with us because he arrived home late. I listened to music in my bedroom and then I went to bed early. It was a good day.

I'm Sarah. I didn't walk home after school yesterday. I went by car. I talked to my mum about school and she talked about work. When I got home I walked the dog in the park. I didn't like it because it wasn't sunny. It was cold and wet. Mum helped me with my homework and then I had my tea. I had chicken and chips. My mum didn't eat with me because she wasn't hungry. Then I played the guitar and watched a DVD. I went to bed very late!

Yesterday...

1.Jane went to the park after school. _____

Jane didn't go to _____

2. She played a computer game. _____

3. She didn't have tea with her dad. _____

4.She listened to music before she went to bed. _____

5.Sarah walked home from school. _____

6. Sarah and her mum talked about school and work. _____

7.The weather was very good. _____

8.Her mum didn't eat chicken and chips. _____

3.What's the time?

15:40	<i>It's twenty to four.</i>
23:09	
18:55	
14:10	
20:30	
12:15	
16:07	
22:50	
19:58	
23:00	
11:08	
20:45	
17:35	
07:12	
22:30	

