4º Ed. Primaria:

- **Educación Musical:** Imos cantar e bailar mentres practicamos o ritmo. Podedes imprimir a ficha e pegala na libreta ou ben, facer os exercicios directamente no voso caderno.

1. Pon nome ás seguintes figuras e di cantos pulsos valen (como no exemplo):

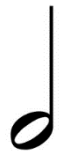

(palma grande)



Negra
NE
1 pulso
(palmas)

(xeonllos)

(xesto do silencio)

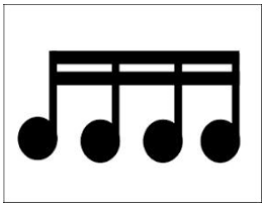

(pés correndo”)

2. Agora, cos mesmos xestos practica estes ritmos:









3. Inventa e escribe ti ritmos novos e practícaos.





4. Colorea as posición na frauta:

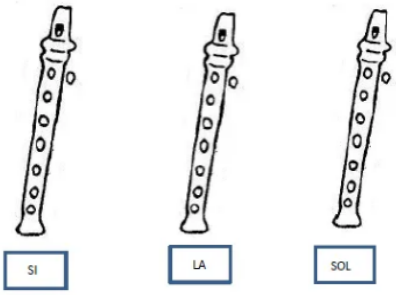

5. Practica esta partitura coas notas aprendidas.

➔ Se queres, podes atopar o seu karaoke en *youtube*, na seguinte ligazón: https://www.youtube.com/watch?v=fkVZf6b7hcY