

NOME: _____

ESCRIBE O NÚMERO QUE FALTA EN CADA SERIE.

10	11		13		15
----	----	--	----	--	----

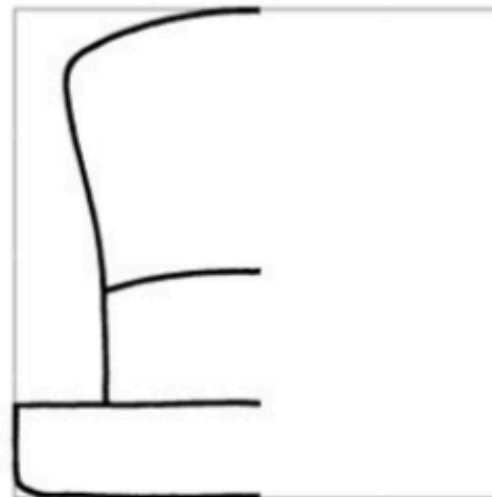
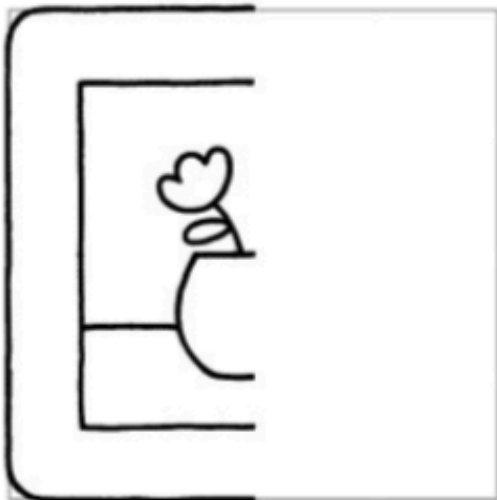
7		9	10		12
---	--	---	----	--	----

8	9		11		13
---	---	--	----	--	----



10		12		14	
----	--	----	--	----	--

NOME: _____

COMPLETA A OUTRA PARTE DO DEBUXO.




SIMETRÍA



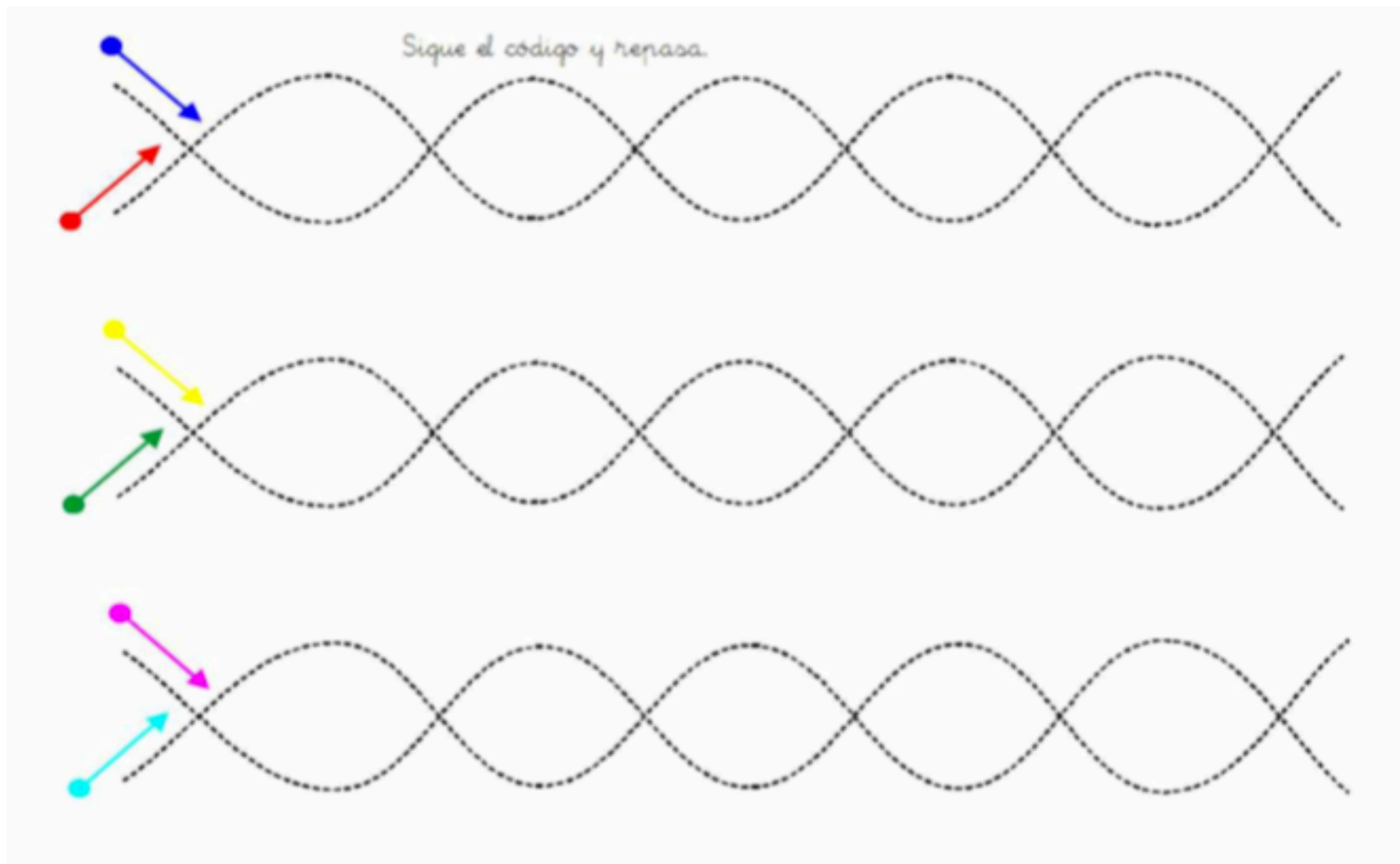
NOME: _____

EN QUE LUGAR DA FILA ESTÁ CADA OSO. LOGO COLOREA O SEGUNDO, O TERCEIRO E O SEXTO DA FILA.




NOME:

REPASA OS TRAZOS, SEGUNDO A COR QUE INDICA.



NOME:

REPASA O DEBUXO DO FONDO MARIÑO E COLOREA COMO MÁIS CHE GUSTE.



NOME: _____

REPASA OS CAMIÑOS, LOGO REPASA AS LETRAS P E p E FAI AS LETRAS QUE FALTAN. LOGO ESCRIBE A PALABRA PANADEIRO.

The worksheet includes the following tracing and writing exercises:

- A large dotted uppercase letter 'P' and a dotted lowercase letter 'p' for tracing.
- A dashed zigzag line with a pencil icon at the start, indicating the path to follow.
- A dashed wavy line for tracing.
- Two rows of dotted letters 'P' and 'p' on lined paper for tracing. The second row of 'p's includes arrows indicating the writing direction.

NOME: _____

REPASA AS PALABRAS E LOGO UNE CADA UNHA CO DEBUXO QUE LLE CORRESPONDE.

PA *pa*

PAPEL

papel

PE *pe*

PELOTA

pelota

PI *pi*

PITINO

pitino

PO *po*

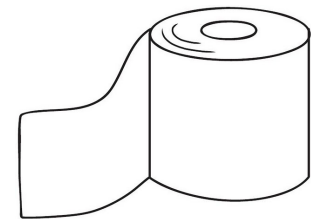

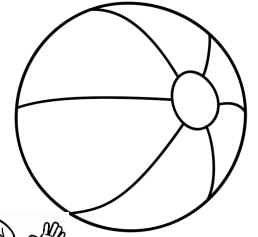
POLICÍA

policía

PU *pu*

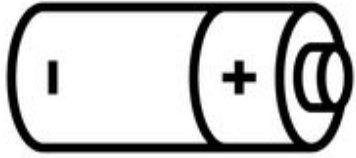
PUMA

puma

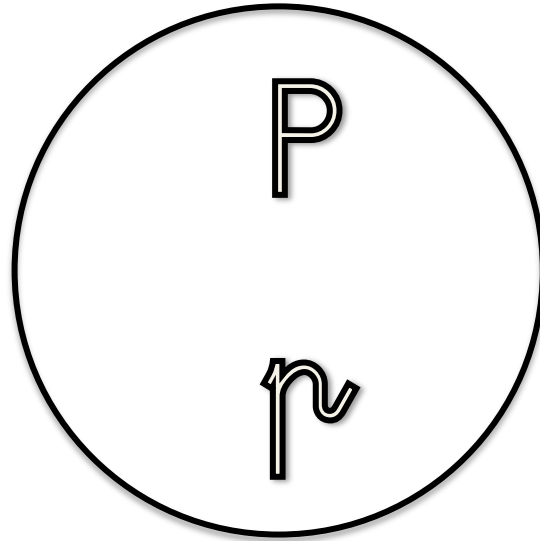


NOME: _____

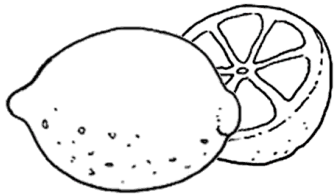
LEE AS PALABRAS, LOGO COLOREA OS DEBUXOS QUE TEÑEN A P NO SEU NOME.



PILA *pila*




PALOMA *Paloma*



LIMÓN

limón




POLO

polo



PAPÁ

papá



PESA

pesa