




VISUAL LANGUAGE ELEMENTS: DOT, LINE and PLANE

Visual language is based in a graphic alphabet made of these five basic elements:



BOATS IN THE HARBOUR OF COLLIURE. ANDRE DERAÏN 1904

- DOT
- LINE
- PLANE
- TEXTURE
- COLOUR

DOT

DOT is the simplest element

Theoretically, a dot **has no dimension**, but in order to be perceived and drawn, it has to have a specific dimension. So, in Visual Arts, we can say that dots **are small in comparison** with other things


One simple dot

One dot determines a **position** on a plane or in the space



The shape

We imagine dots as round things but they can have other different shapes (regular or irregular)






Dots in groups

Groups of dots can express:

- concentration/ dispersion
- regularity / irregularity
- depth (distance- nearness)


other elements: shapes / lines







ACTIVITY 1.2. DOTS AS ELEMENTS OF EXPRESSION

WORKING WITH DIFFERENT PROPERTIES OF DOTS MENTIONED BEFORE, CREATE EXPRESSIVE IMAGES (YOU CAN LOOK FOR INSPIRATION IN THINGS THAT YOU KNOW – AS CONSTELLATIONS , SAND, BUBBLES, ETC)

USE DIFFERENT TECHNIQUES (STAMPING, POINTILLISM, COLLAGE, etc). USE COLOURS




Azul, Joan Miró, 1961



LINE


A LINE means direction




Kinds of line: straight, curve, broken, mixed / continuous, discontinuous / regular, variable / etc





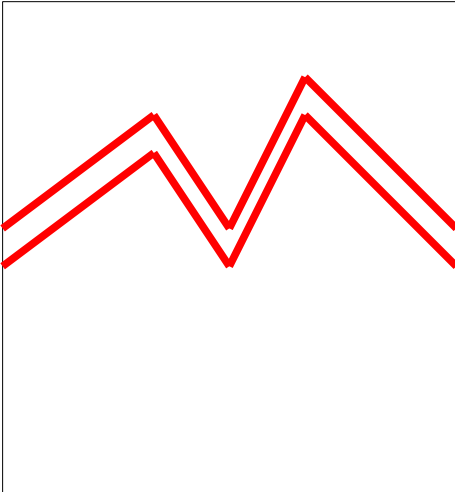

Alines can be gathered in groups as PATTERNS and FRAMES:





EXPRESSIVE LINES




Activity 2.2. create line patterns



Activity 3.2. Create compositions with lines that express




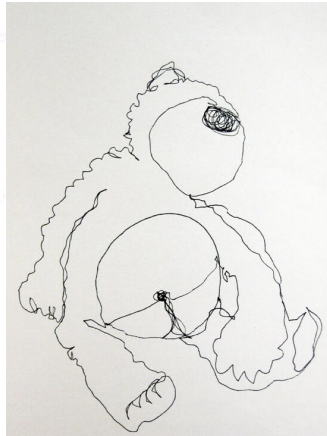
Activity 4.2. Draw your hand with lines



LINES allow us to represent objects:



Un día un perro. Gabrielle Vincent



make drawings of toys

<http://www.accessart.org.uk/drawings-of-toys-inspired-by-gwen-johns-cats/>

Actividade 5.2. Draw objects with contour line

