

Review, Reinforcement, Consolidation 2 (Repaso, Refuerzo, Consolidación)

1. **Read the vocabulary. Write.** (Lee e escribe. Fíxate ben nas palabras porque aparecerán nos seguintes exercicios).



Gorra =	
Chaqueta =	
Cometa =	
Pelota =	
Mochila =	
Bate =	
Camiseta =	





2. **Read the story.** Lee a historia. **What's the meaning of "This" and "That"?** Que quere dicir "This" e que quere dicir "That"? Fíxate ben...



Do you understand the difference between *This* and *That*? Entendes a diferenca entre *This* e *That*? Efectivamente, ***This*** = este/esta/esto; ***That*** = ese/esa/eso/aquel/aquella/aquello. *Example:*

This is my bag = Esta es mi mochila – That is your bag = Aquella es tu mochila











3. **Look and circle** .Rodea *This* e *That* e fixate na diferenca.

This ↓	That →
<u>This</u> is my hat. 	<u>That</u> 's my hat. 
This is my ball. 	That's my ball. 

That's = That is

4. **Read and ✓ the correct picture.**

Le e pon un ✓ na imaxe correcta.

a This is my bag.	<input checked="" type="checkbox"/> 	<input type="checkbox"/> 
b That's my kite.	<input type="checkbox"/> 	<input type="checkbox"/> 
c That's your ball.	<input type="checkbox"/> 	<input type="checkbox"/> 
d This is my jacket.	<input type="checkbox"/> 	<input type="checkbox"/> 
e That's your shirt.	<input type="checkbox"/> 	<input type="checkbox"/> 

5. **Colour:** Colorea os obxectos.

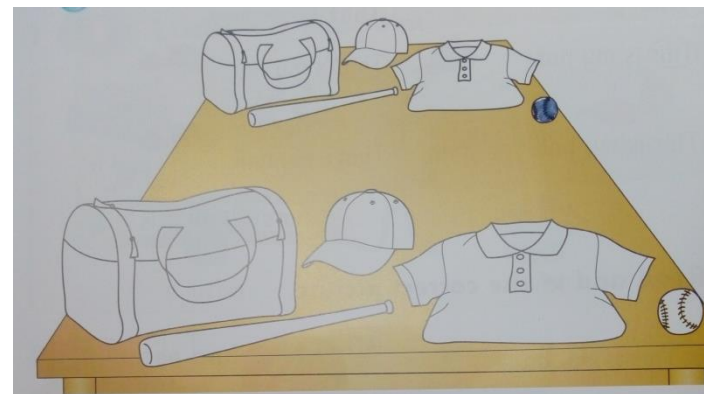
That ball is blue. This ball is yellow.

That bat is red. This bat is blue.

That bag is orange. This bag is purple.

That shirt is orange. This shirt is green.

That hat is pink. This hat is black.



6. **Look at the picture in activity 5. Circle *This* or *That*.**

Mira o debuxo da actividade 5. Rodea *This* or *That*.

a This / That ball is blue.

b This / That ball is yellow.

c This / That shirt is orange.

d This / That shirt is green.

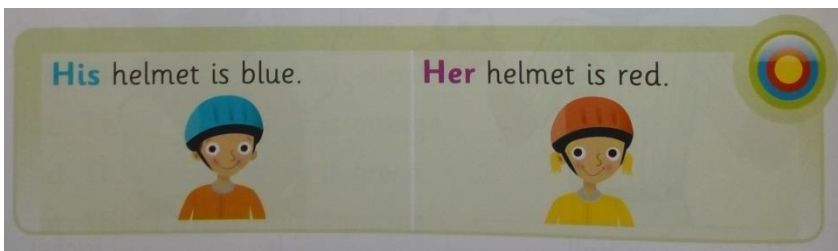
e This / That bag is purple.

f This / That bag is orange.

g This / That bat is red.

h This / That bat is blue.

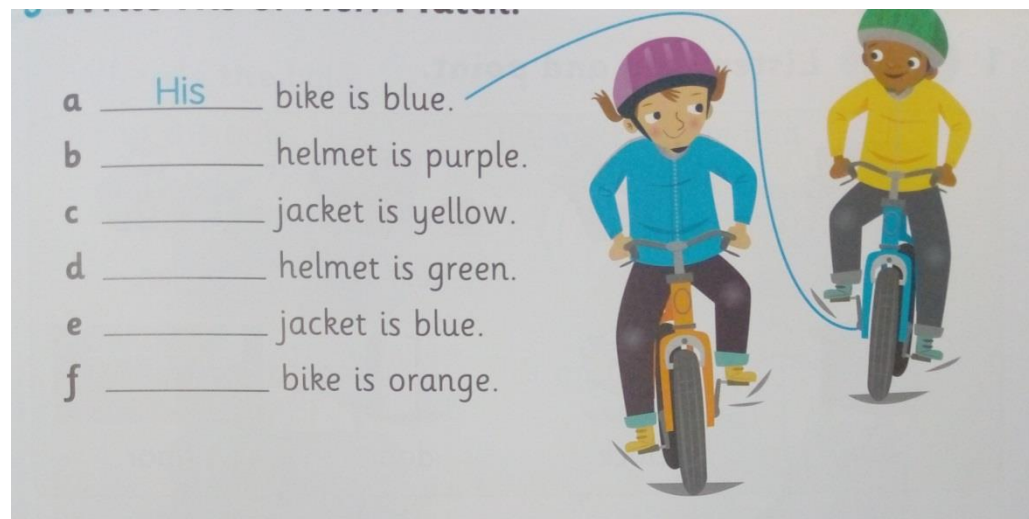
7. Look at the picture. Her ("su" de ella) His ("su" de él).



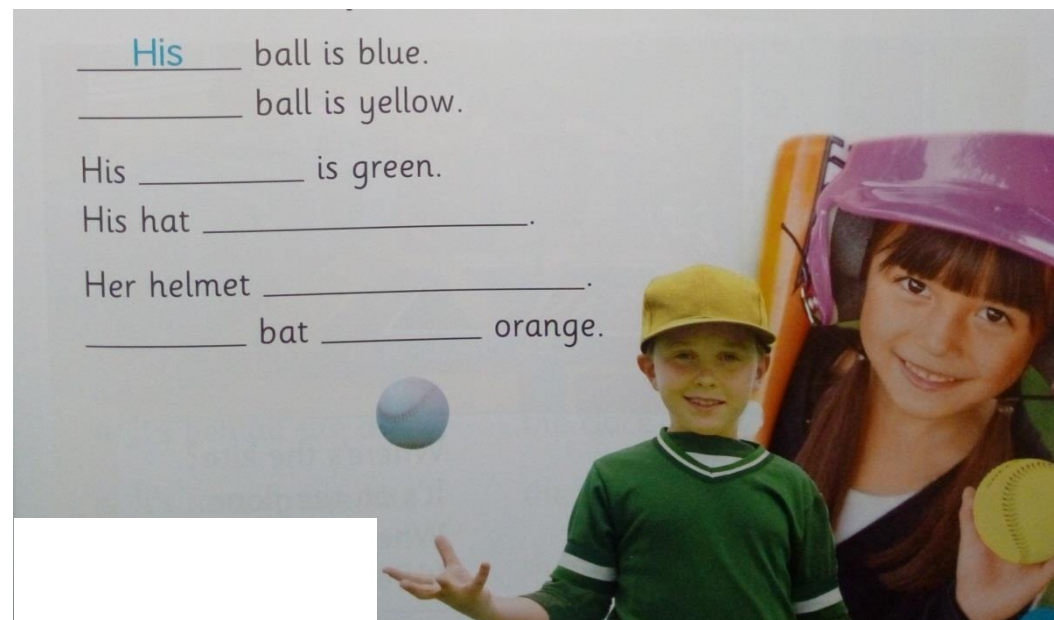
8. Look at the picture in activity 7.
Read and Tick ✓ or Cross X

- | | |
|-------------------------------------------------------------|--------------------------------------------------|
| a His jacket is orange. <input checked="" type="checkbox"/> | d His bike is green. <input type="checkbox"/> |
| b Her bike is purple. <input type="checkbox"/> | e Her helmet is blue. <input type="checkbox"/> |
| c His helmet is red. <input type="checkbox"/> | f Her jacket is yellow. <input type="checkbox"/> |

9. Write His or Her. Match. Escribe His ou Her. Une co debuxo.



10. Look and write His or Her. Mira o debuxo e escribe His or Her.



Cando remates, xa sabes, envía o teu documento en foto:

Mail: cep.neira.vilas@edu.xunta.gal **Asunto: 3A Helena ou 3ºB Helena**

Recorda escribir o teu nome 😊