

Hello!

Esta semana o traballo que vos envío é o class book e o activity book.

Practicamente todos os exercicios xa os fixemos na clase. Supoño que non vos costará moito facelos porque recordaredes case todo. Aínda así, escollede os exercicios que queirades facer (vocabulario, oracións, textos,...). **DESDE LOGO NON TEDES QUE FACER TODO**. Non tedes nin que imprimilo. Hai moitos compañeiros que o están facendo en folios ou en libretas, cada un como poida.

Quero recomendarvos sobre todo que cantedes. Xa sabedes que as cancións son moi útiles para mellorar a pronunciación e ir aprendendo a facer oracións sen case darnos conta porque son fáciles e é divertido cantar para case todos nós.

Acordádevos que tedes un correo para enviarme dúbidas, exercicios feitos se queredes que volos revise ou calquera outra cousa.

Mándovos tamén un vídeo que seguramente xa teñades visto pero como está "relacionado" coa lingua inglesa. Xa vos avisa que non vos fiedes da pronunciación!!!

<https://www.youtube.com/watch?v=Hg57Nli8bM8>

CLASS BOOK

Envíovos a foto dos personaxes que nos acompañan en varios exercicios tanto do class book como do activity e, que algúns de vós estabades coñecendo aínda.

Debaixo deste debuxo empeza a explicación dos exercicios de repaso do tema 1 que vos envío.



Neste tema 1 repasaremos o PRESENTE CONTÍNUO. Se vos fixades na ilustración da seguinte páxina, vedes que os nenos-as van de excursión, que é unha actividade que non se fai todos os días, non é habitual. Por eso usamos o PRESENTE CONTÍNUO. Vovos lembrar como eran esas oracións.

AFFIRMATIVE: Josh is eating popcorn.

NEGATIVE: Josh isn't eating popcorn.

INTERROGATIVE: Is Josh eating popcorn?

Na mesma páxina aparece o vocabulario. Podedes escoitalo (varias veces) para lembrar a pronunciación e practicar a escrita tamén.

EXERCICIO CON PARELLA. Os exercicios 3 e 4 son iguais e podédelos facer se estades con alguén que vos poida axudar a facer preguntas e vós contestades ou o contrario. Ou facelo por escrito, mandarmo e eu corrixo, como queirades....

1 In the trees

Lesson 1

1 Say.

2 Listen and say the number.

listen to an MP3 player

laugh

eat popcorn

sleep

write a note

read a magazine

shout

draw

3 Read and match.

1 What's Becca doing?	a She's sleeping.
2 What's Josh doing?	b She's shouting.
3 What's Alfie doing?	c He's listening to an MP3 player.
4 What's Jenny doing?	d He's eating popcorn.

4 Make more questions. Ask and answer in pairs.

Hayley
Liam
Poppy
James

What's Poppy doing?

She's laughing.

Lembrades, seguro, a canção que trabalha sobre todo sons de ruídos e as orações estão em PRESENTE CONTÍNUO tanto en afirmativa como en negativa. Se a escoitades varias veces, serviravos para facer ese tipo de orações nos exercicios do activity book.

3 Listen. What's Bernard doing?

4 Sing *Noisy Bernard*.

Tinkle, smash, bang bang, crash!
Tinkle, smash, bang bang, crash!
 Bernard's very noisy.
 He's making such a row!
Tinkle, smash, bang bang, crash!
 What's he doing now?
Chorus
 He isn't eating popcorn.
 He isn't playing his guitar.
 He isn't dancing hip hop.
 He's making a new car.
Chorus

A continuación tedes a segunda parte do vocabulario.

1 Lesson 5

1 Listen and repeat.



scared tired hungry thirsty excited

Na foto de abaixo tedes uns textos nos que se segue usando o PRESENT CONTINUOUS e que podedes escoitar e unir os textos ás fotografías. Contavos como lles foi aos rapaces/rapazas na excursión. Hai unhas preguntas sinxelas despois das fotos.

2 Read and listen. Match the text and pictures.

1 We're ready to start! We're wearing our harnesses and jackets. We're very excited and we're laughing a lot! This is our first time here. It's fun.



2 Josh and Alfie are next to the first big tree. It's really big. Look! They're scared!

3 This is our instructor. She's helping us today. She's giving me some water. I'm really thirsty.



4 Becca is at the end of the trail. She can't stand up. She's very, very tired. She isn't excited now!

5 Liam is hungry. Look! He's eating an enormous egg and salad sandwich. And he's got a banana too!



3 Read again. Answer.

- 1 Is Becca tired?
- 2 Is she scared?
- 3 Is Liam hungry?
- 4 Is he thirsty?
- 5 Are Alfie and Josh scared?
- 6 Are they hungry?

Match the letter and the name.

1	e	4	
2		5	
3			

ACTIVITY BOOK

Estas páxina serviravos para traballar a primeira parte do vocabulario.


1
In the trees

Lesson 1


sleep laugh eat popcorn draw read a magazine
write a note listen to an MP3 player shout

1 Write and match.


a




b




c




d




e




f



g



h



1 shout _____ h

2 e _____ p _____

3 s _____

4 w _____ a n _____

5 d _____

6 r _____ a m _____

7 l _____

8 l _____ to an MP3 _____

Este vocabulario é de repaso de toda primaria e tedes que clasificarlo segundo sexa a palabra un verbo, nomee roupa ou estea relacionado co que se sinte.

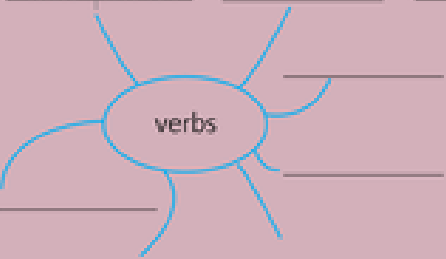
1
Lesson 2

Lesson 2

1 Complete the word spiders.

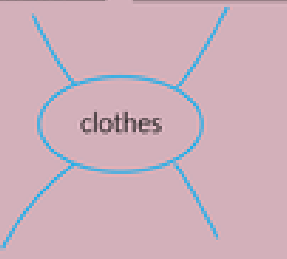
climb gloves walk scarf wear take-photos sing
jacket run angry hot sad happy cold dance

take photos _____




verbs

jacket _____



clothes

cold _____



feelings

Learn to learn

Este exercicio serve para practicar o vocabulario pero en oracións afirmativas.

2 Write about the characters.

drawing writing listening to
eating reading sleeping

a-note a tree an MP3 player
popcorn a magazine

- 1 *Alfie is writing a note*
- 2 _____
- 3 _____
- 4 _____
- 5 _____
- 6 _____



Seguimos a construír oracións. Tedes o modelo de Diana (A) que compararemos coas Diana B,C e D. Necesitades oracións afirmativas e negativas para describilas. Hai xa un exemplo feito para que vos sexa máis fácil.

2 Read about Diana. What's different from picture A? Write.



This is Diana. She's wearing a jacket. She's wearing gloves. She's walking. She's singing.



She isn't wearing a jacket.
She's wearing a scarf.
She isn't singing.
She's eating popcorn.





3 Play a game.

- What's Diana wearing? She's walking and singing.
- She's wearing a jacket and gloves. I know! It's picture A.
- What's she doing?

No primeiro exercicio tedes diálogos que describen a un dos rapaces/rapazas dos debuxos e ademáis serve para que practiqueades as oracións interrogativas que teredes que facer nos seguintes exercicios.

Acordádevos que se ledes en voz alta varias veces por exemplo o exercicio 1 seravos máis fácil facer o resto de actividades.

Lesson 3 **1**

1 Read and write the correct letter.

- 1 Is he laughing?
 Yes, he is.
 Is he reading?
 No, he isn't.

- 2 Is she running?
 Yes, she is.
 Is she shouting?
 No, she isn't.

- 3 Is she running?
 Yes, she is.
 Is she listening to an MP3 player?
 No, she isn't.

- 4 Is he laughing?
 Yes, he is.
 Is he listening to an MP3 player?
 No, he isn't.



2 Order the questions. Then write answers.



Is tree ? climbing a he



magazine Is reading a ? she



Is popcorn ? eating he



listening to ? Is an player he MP3

3 Write more questions.



- 1 _____ No, he isn't.
 2 _____ Yes, she is.
 3 _____ Yes, he is.
 4 _____ No, she isn't.

Remember! Present Continuous: questions







Is he reading a magazine? Yes, he is. | Is she laughing? No, she isn't

Os próximos dous exercicios son para practicar a segunda parte do vocabulario, que nos serve para expresar como nos sentimos en determinadas ocasións. Necesitamos o verbo TO BE (ser, estar). En oracións afirmativas, no primeiro exercicio e en interrogativas e respostas no segundo exercicio.

Lesson 5 **1**



1 Write. Then draw yourself and write a sentence.


They're They're He's She's They're I'm scared tired hungry excited thirsty

	2 	3 	1 <u>They're tired</u>
			2 _____
			3 _____
4 	5 	6 	4 _____
			5 _____
			6 _____

2 Complete. Listen and check.

Are you Are they Are you scared thirsty hungry
 Yes, I am. No, I'm not. Yes, they are.

1 	2 	3 
--	---	--

Remember! Verb to be 

I'm hungry.	Are you hungry?	Yes, I am. No, I'm not.
She's / He's tired.	Is she / he tired?	Yes, she is. No, he isn't.
They're scared.	Are they scared?	Yes, they are. No, they aren't.

Nesta páxina de cor, o primeiro exercicio é sempre un listening e os dous exercicios seguintes faranse segundo o feito no primeiro. É moi importante, pois, que o listening estea ben feito. Soe ser moi fácil.

Lesson 6 Show you know

1 Listen and write the names.

Anna Ben Colin Delia Emma Freddy



2 Answer the questions.

- 1 Is George angry? _____
- 2 Is Helen writing a note? _____
- 3 Is George singing? _____
- 4 Is Ivan thirsty? _____
- 5 Is Helen hungry? _____
- 6 Is Ivan taking photos? _____
- 7 Is George shouting? _____
- 8 Are George and Helen sad? _____

3 Write about the other children in the picture.

happy sad thirsty
excited tired hungry

eating popcorn listening to an MP3 player
climbing jumping reading a magazine sleeping

- 1 Anna is happy
She's eating popcorn
- 2 Ben _____
- 3 Colin _____
- 4 Delia _____
- 5 Emma _____
- 6 Freddy _____

Para os que teñades gana de practicar algo diferente propóñovos facer un texto. Envíovos un exemplo por se queredes facer algo similar. Por suposto, podedes facer algo diferente pero practicando no posible o vocabulario deste tema e o PRESENT CONTINUOUS.

I'm at home. I'm listening some music on my MP3 player. I like pop and rock music. The Beatles is my favourite band. I am eating some popcorn and drawing a dinosaur.

My little brother is reading a book. He is reading a big comic in English!!

We aren't doing our homework today.

My mum is sleeping, she is very tired because she is working very hard during the lockdown (está traballando moito durante o confinamento). She is a nurse.

It is boring to be at home so long!!!!!! (é aburrido estar na casa tanto tempo)