

PETS AND FARM ANIMALS




CAT



DOG



BIRD



FISH




HAMSTER



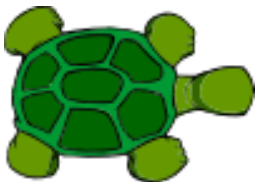
PARROT



FROG




MOUSE




TURTLE




RABBIT



GUINEA PIG




SPIDER



COW




HEN



GOOSE



ROOSTER



TURKEY



CHICK




SHEEP



GOAT




DONKEY




HORSE



PIG



BULL



Instructions for the teacher

Print out the board on a cardboard or glue the colored back on the game so that pupils can't see the pictures or the words. Cut the cards, make a pile of the picture cards and an other of the word cards. Then put the picture cards in rows with the backside up. Put the cards with the words (backside up) in distinct rows. The students have to pick up one picture card. They have to say the word and then find the word in the other row. If the answer is correct and they have found a pair, they keep it and have an other go. If they the answer is not correct, they have to put the picture card and the word card down at the same place, even if they got a pair. The winner is the student with the most pairs.