


TRAZA O CAMIÑO DE CADA ANIMAL ATA A SÚA CASA.

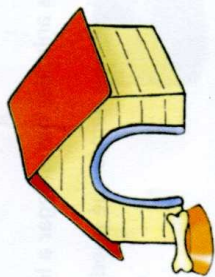
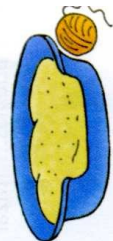











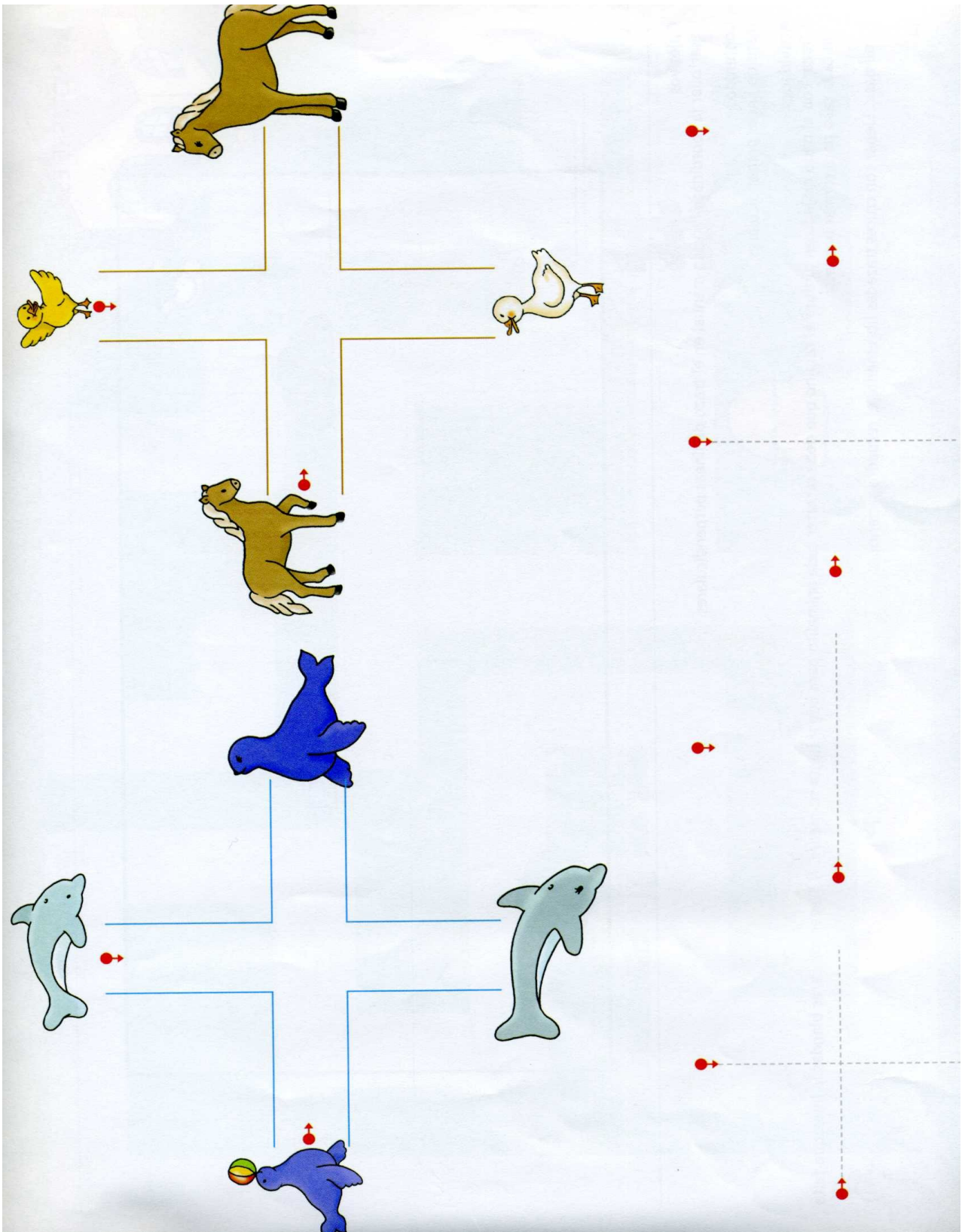


UNE CADA OBXECTO COA SÚA SOMBRA.




The worksheet is designed for a drawing activity. It consists of three rows of horizontal lines. Each row begins with a red arrow pointing to the right, indicating the starting point and direction of travel. The first row is associated with a boat illustration at the top left. The second row is associated with a train illustration at the top left. The third row is associated with a car illustration at the top left. On the right side of the page, there are three yellow rectangular boxes, one for each row, intended for drawing the destination. At the top of the page, there are three illustrations: a lighthouse, a house, and a factory, which serve as potential destinations for the transport routes.


DEBUXA O TRAXECTO QUE SIGUEN OS MEDIOS DE TRANSPORTE.



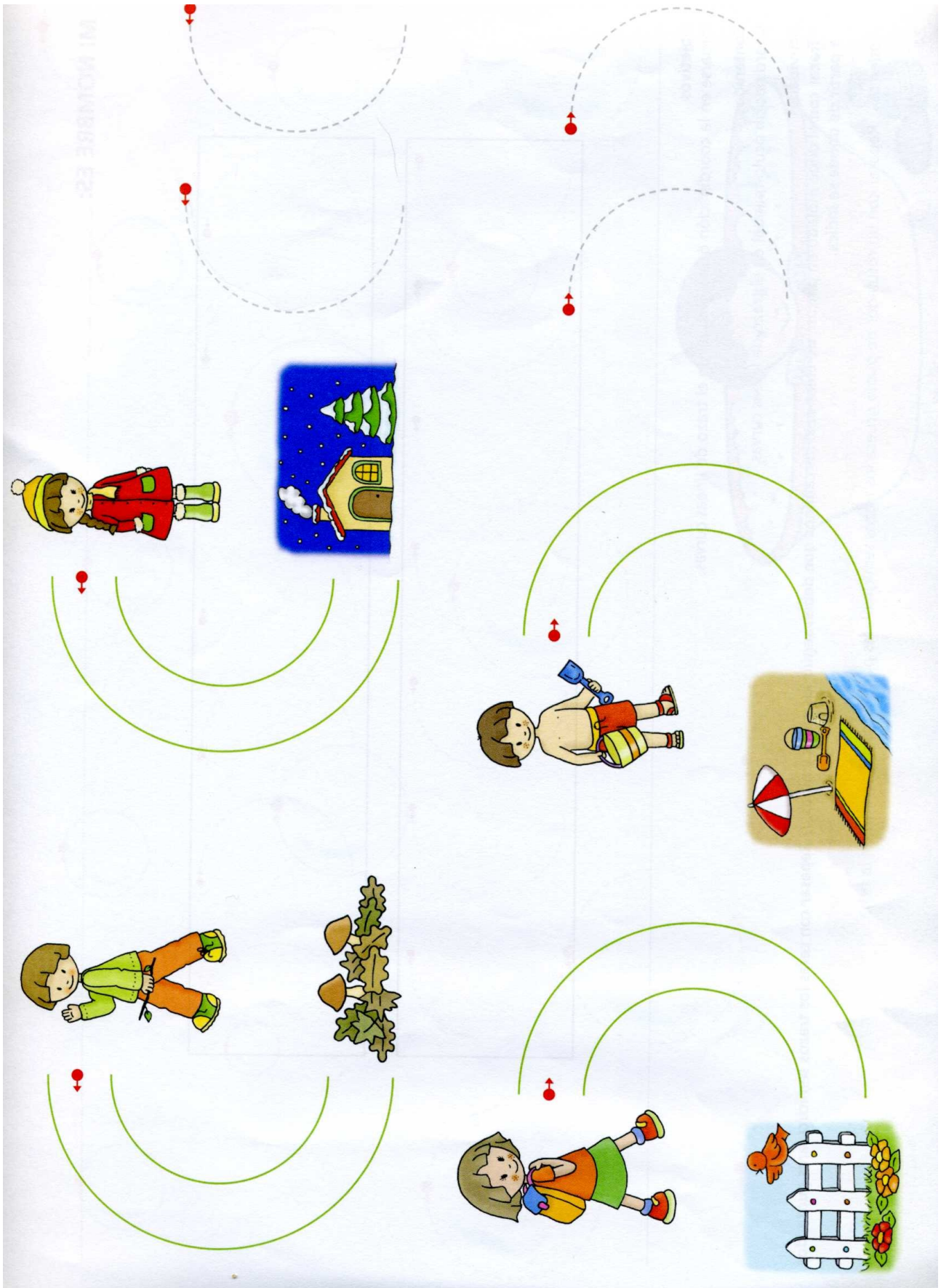
MARCA O CAMIÑO QUE SEGUE CADA ANIMAL. UNE AS LIÑAS DE PUNTOS.

MARCA O CAMIÑO QUE TEN QUE SEGUIR A GALIÑA PARA CHEGAR AO CURRAL.





SINALA O TRAXECTO QUE SEGUEN O GLOBO, HELICÓPTERO E AVIÓN. REPASA AS LIÑAS DE PUNTOS.



TRAZA O CAMIÑO QUE SEGUEN A NENA E NENO DO DEBUXO. REPASA AS LIÑAS DE PUNTOS.