

TAREFAS INGLÉS SEGUNDO

(Segunda semana)

1. Xogos online
 - Animals on the Farm Games / Freddie's Ville
 - Farm animals. Learn English kids. British Council
2. Fichas de repaso
 - _Facer primeiro oralmente e despois imprimir.
(voluntario)
3. Recortar as tarxetas de vocabulario e xogar .
4. Utilizando este modelo, describe un animal fantástico nun folio:

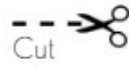


[Correo para dúbidas . teachercarmen6@gmail.com](mailto:teachercarmen6@gmail.com)



Unit 4



Make the farm cards.



1 Look and write.

bee horse chicken farmer goat pig duck sheep


2 Look and read. Circle A or B.



- 1 There are 2 sheep. A B
- 2 There are 4 chickens. A B
- 3 There are 7 bees. A B

- 4 There are 3 goats. A B
- 5 There are 6 ducks. A B
- 6 There are 5 pigs. A B


1  Look at the arrows and circle.




tail / beak / feathers / wings



feathers / beak / wings / tail




wings / beak / tail / feathers











beak / tail / wings / feathers

2  Look and write.

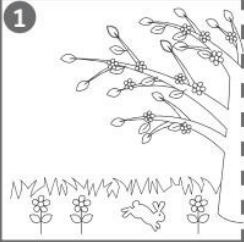

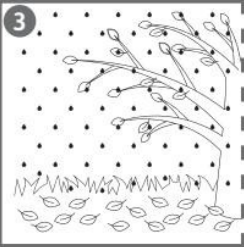



- 1 It's got _____.
- 2 It's got a _____.
- 3 It's got _____.
- 4 It's got a _____.


1  Match and write.

 <p>1</p>		<div style="border: 1px solid black; border-radius: 50%; padding: 5px; display: inline-block;"> m m s r e u </div> _____
 <p>2</p>		<div style="border: 1px solid black; border-radius: 50%; padding: 5px; display: inline-block;"> p n r s g i s </div> _____
 <p>3</p>		<div style="border: 1px solid black; border-radius: 50%; padding: 5px; display: inline-block;"> t u a m u n u </div> autumn
 <p>4</p>		<div style="border: 1px solid black; border-radius: 50%; padding: 5px; display: inline-block;"> n e i r w t </div> _____


2  Draw and circle.

 <p>1</p>	 <p>2</p>
<p>It's autumn / <u>spring</u>.</p>	<p>It's summer / winter.</p>
 <p>3</p>	 <p>4</p>
<p>It's autumn / summer.</p>	<p>It's spring / winter.</p>


1  Look and write.

1 


h
c
k
e
n
i
c

2 


e
o
s
r
h

3 


e
h
p
s

4 


e
b

5 


u
d
c
k

6 

i
p
g

7 

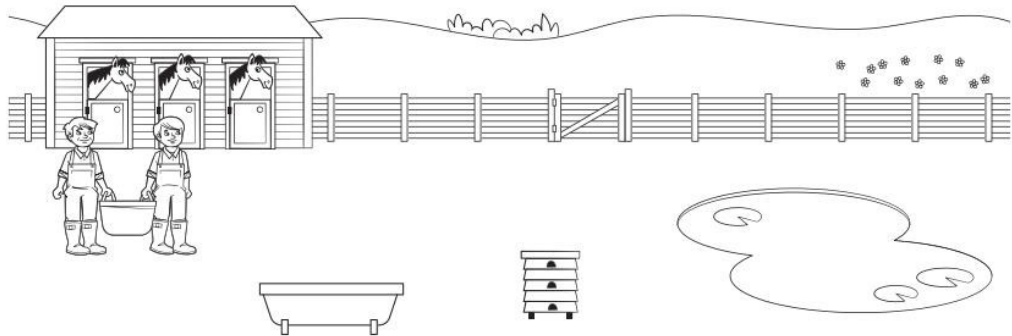
o
a
g
t


8 


a
r
e
m
f


1	c				
2	h		3		
	i				
	c		4		
5			k		
	e			6	
	n				7
			8		


2  Read and draw. Look and write.



1  There are 4 sheep.

2  There are 2 ducks.


3  There are 6 bees.

4  There are 3 pigs.


5  There are _____.

6  _____

1 Look at the arrows and circle.




b f e g w i n g s h e j a n o p



a s l f e a t h e r s o t e y



g t s h e g l a b r t a i l e j m



j b e a k l o e j t s r c x t a

2 Look and write.

Hi, Granny!
 Look at my photo.
 There's a (1) duck !
 It's got a (2) _____
 and (3) _____.
 It's got a (4) _____
 and (5) _____.
 It's my favourite animal!
 Love Ella

